



US00D557608S

(12) **United States Design Patent**
Feen et al.

(10) **Patent No.:** **US D557,608 S**

(45) **Date of Patent:** **** Dec. 18, 2007**

(54) **BOTTLE**

(75) Inventors: **Stuart Feen**, Grayslake, IL (US);
Jessica Lea Staller, Oak Grove, MO
(US)

(73) Assignee: **Plastic Bottle Corporation**,
Libertyville, IL (US)

(**) Term: **14 Years**

(21) Appl. No.: **29/227,294**

(22) Filed: **Apr. 8, 2005**

(51) **LOC (8) Cl.** **09-01**

(52) **U.S. Cl.** **D9/523; D9/543; D9/563**

(58) **Field of Classification Search** D9/682-694,
D9/516, 520, 523-528, 530, 542-543, 563-565,
D9/570-575; 215/381-385, 396, 398, 400
See application file for complete search history.

(56) **References Cited**

U.S. PATENT DOCUMENTS

D342,451 S	*	12/1993	Warner et al.	D9/543
D342,678 S	*	12/1993	Warner et al.	D9/543
D372,428 S	*	8/1996	Malmquist	D9/523
D401,504 S	*	11/1998	Bolliger et al.	D9/523
D403,588 S	*	1/1999	Jungmann	D9/523
D404,650 S	*	1/1999	Hefter et al.	D9/543
D406,765 S	*	3/1999	Zimmer et al.	D9/523
5,875,940 A	*	3/1999	Mayfield	222/382
D413,808 S	*	9/1999	Bolliger et al.	D9/543
D415,430 S	*	10/1999	Bodker et al.	D9/523

D418,063 S		12/1999	Feen	
D420,290 S	*	2/2000	Dean et al. D9/543
D420,918 S	*	2/2000	Hefter et al. D9/523
D429,159 S		8/2000	Feen	
D432,021 S	*	10/2000	Caughey et al. D9/543
D432,426 S	*	10/2000	Caughey et al. D9/543
D434,665 S	*	12/2000	Wetherell et al. D9/523
D486,068 S	*	2/2004	Crawford et al. D9/523
D486,397 S	*	2/2004	Crawford et al. D9/523
D490,712 S		6/2004	Feen	

* cited by examiner

Primary Examiner—Carol Rademaker

(74) *Attorney, Agent, or Firm*—Wood, Phillips, Katz, Clark & Mortimer

(57) **CLAIM**

The ornamental design for a bottle, substantially as shown and described.

DESCRIPTION

FIG. 1 is a top, front, left side perspective view of a bottle showing our new design;

FIG. 2 is a rear elevational view thereof, shown at a reduced scale;

FIG. 3 is a front elevational view thereof;

FIG. 4 is a left side elevational view thereof;

FIG. 5 is a right side elevational view thereof; and,

FIG. 6 is a top plan view thereof.

1 Claim, 4 Drawing Sheets

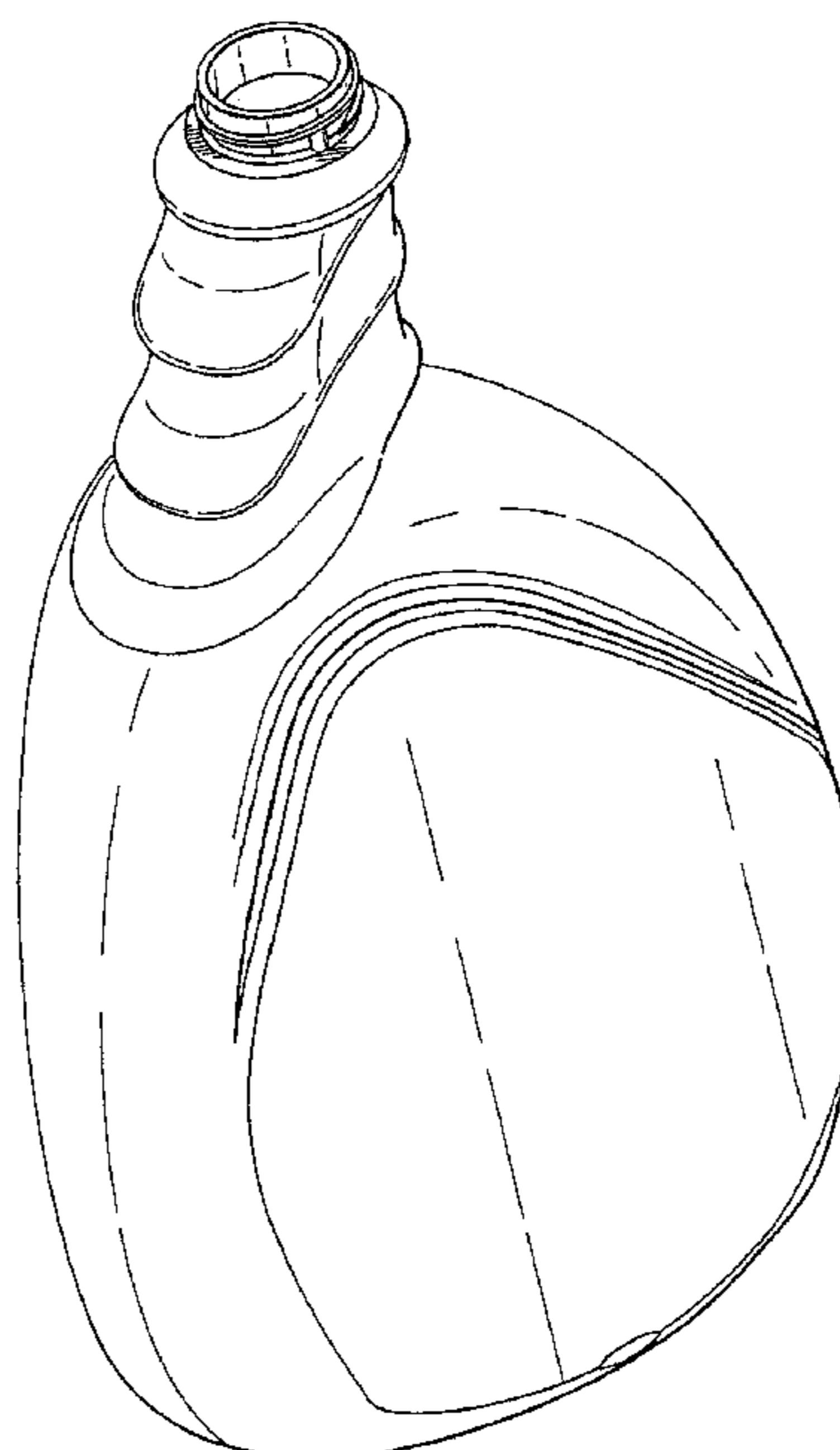


Fig. 1

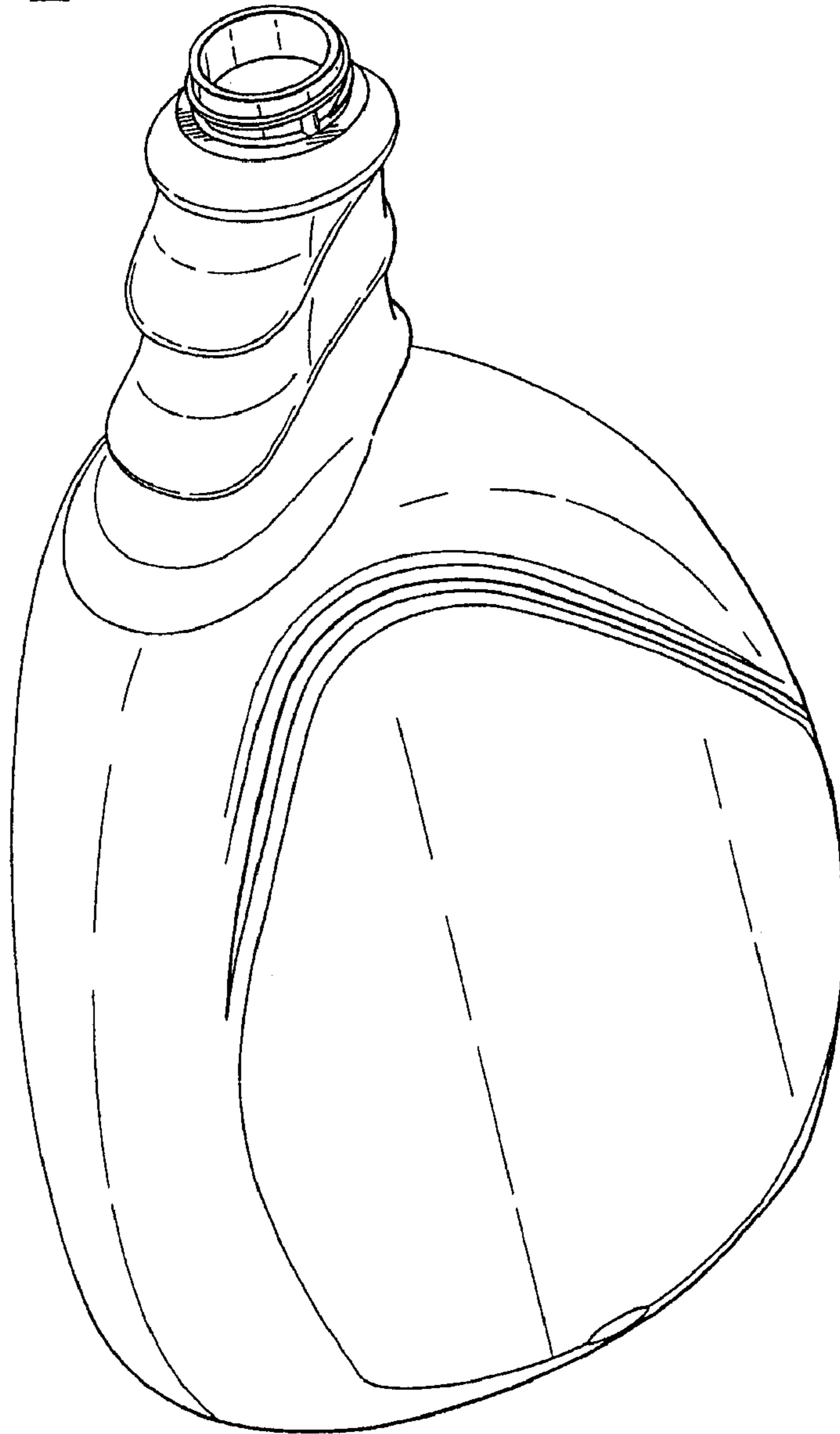


Fig. 2

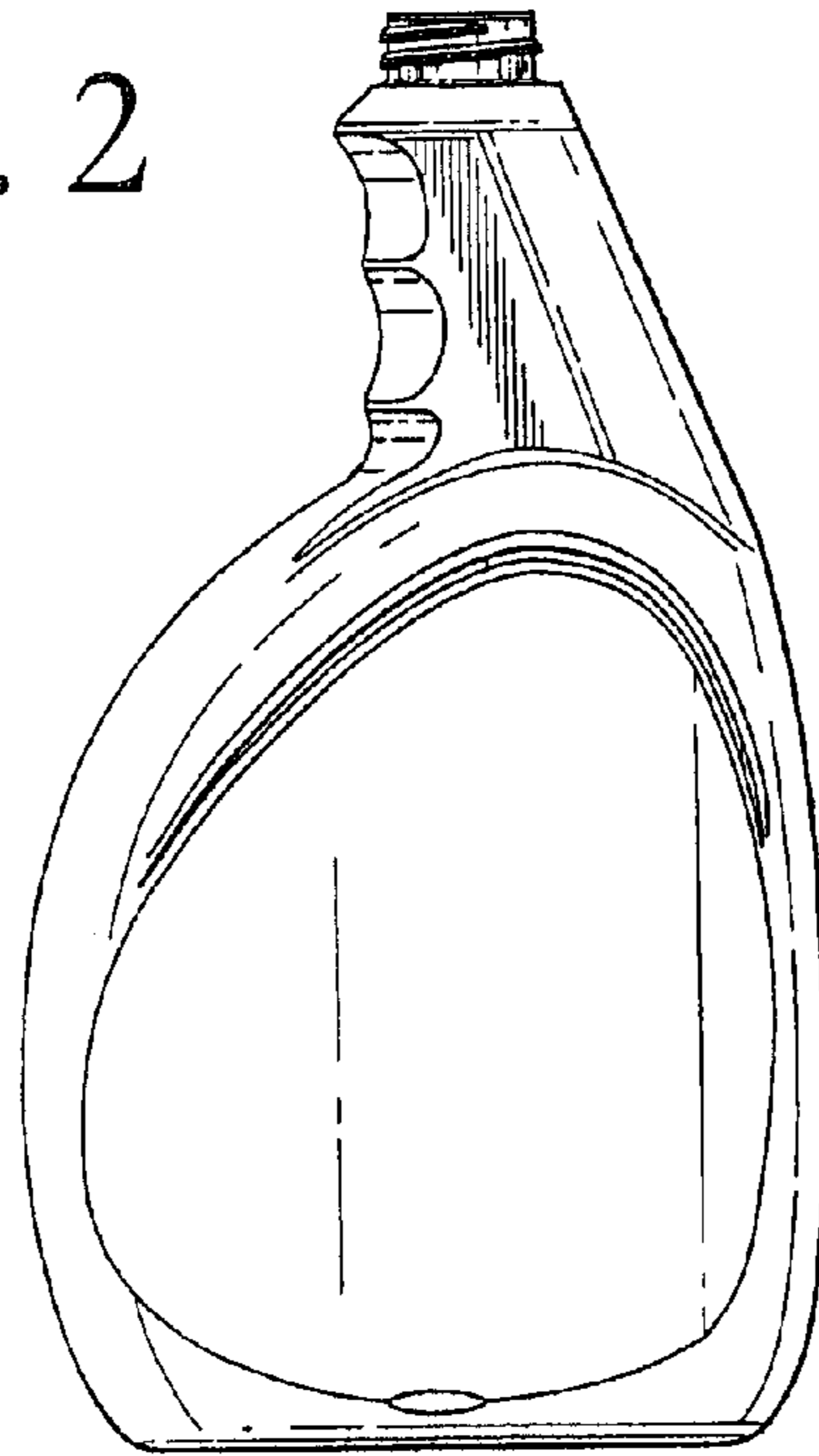


Fig. 3

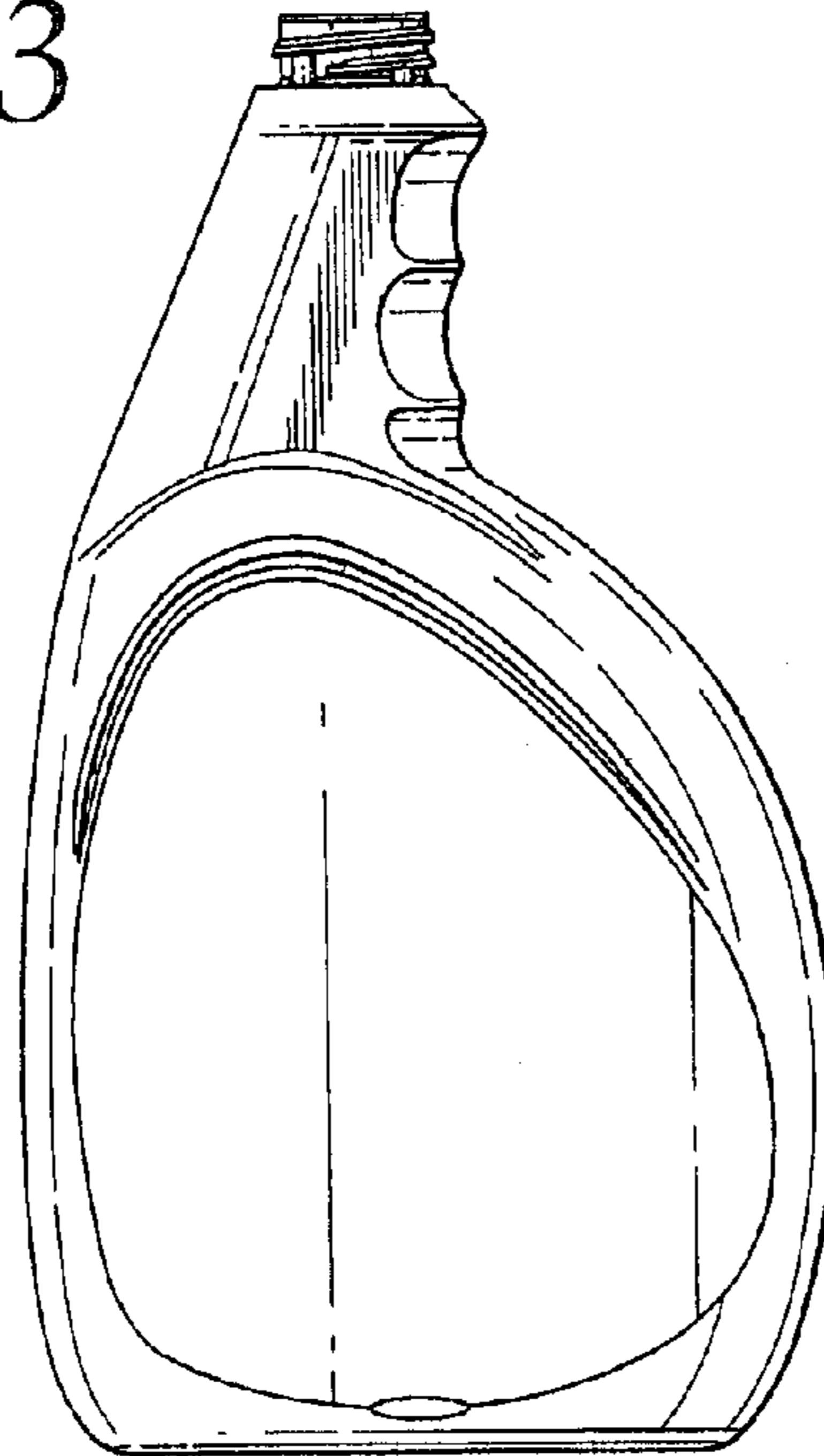


Fig. 4

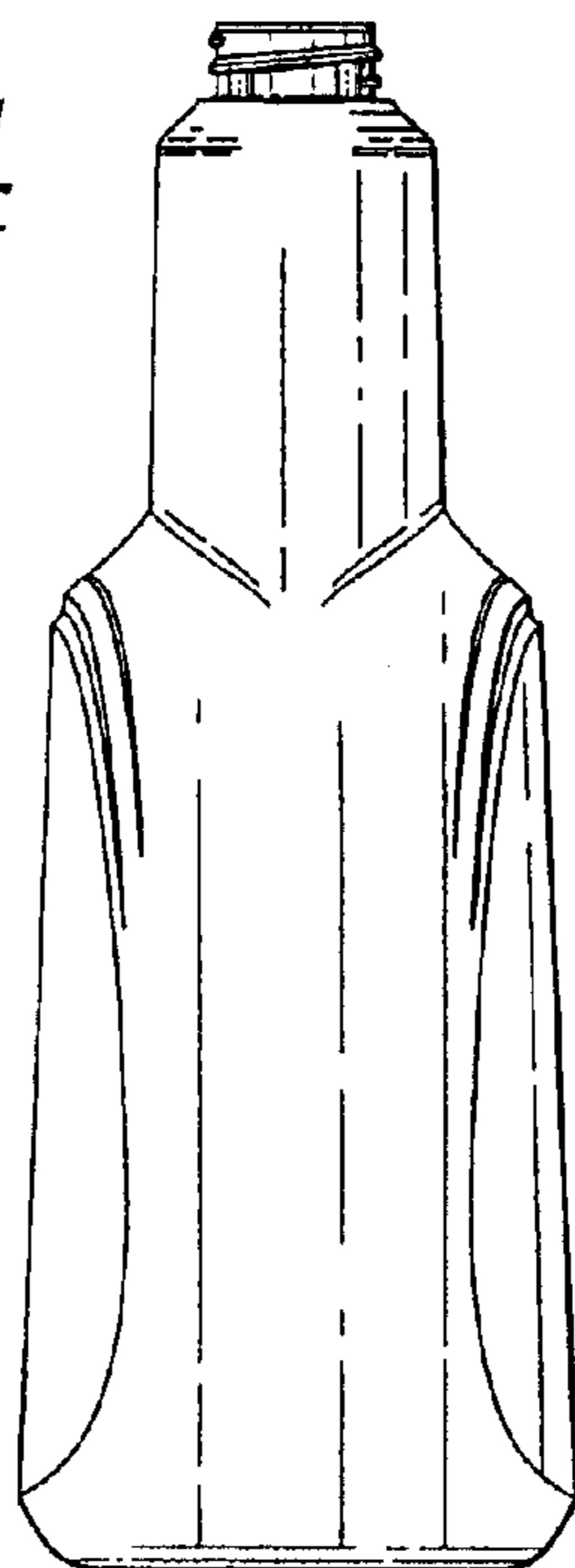


Fig. 5

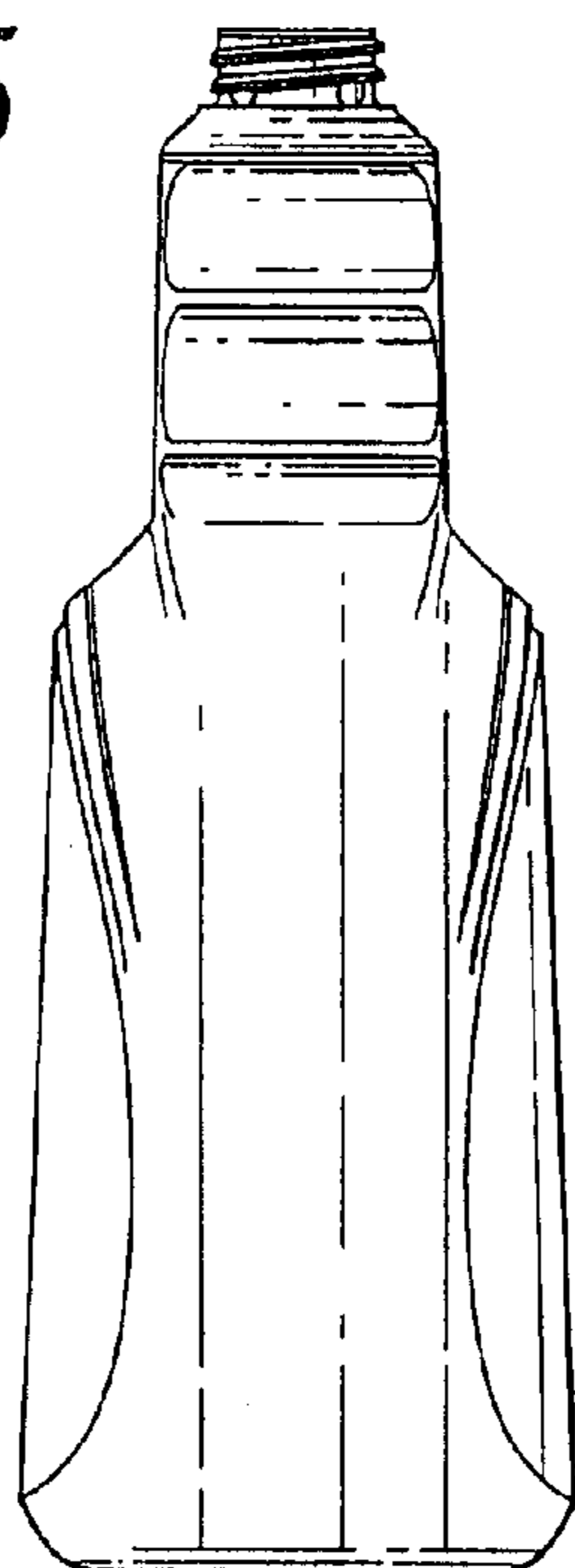


Fig. 6

