



US00D557591S

(12) **United States Design Patent**
Mackey

(10) **Patent No.:** **US D557,591 S**

(45) **Date of Patent:** **** Dec. 18, 2007**

(54) **HOOK**

(75) Inventor: **Eric Mackey**, Milwaukee, WI (US)

(73) Assignee: **Master Lock Company LLC**, Oak Creek, WI (US)

(**) Term: **14 Years**

(21) Appl. No.: **29/260,015**

(22) Filed: **May 18, 2006**

(51) **LOC (8) Cl.** **08-05**

(52) **U.S. Cl.** **D8/367**

(58) **Field of Classification Search** D8/14,
D8/367, 370, 371, 372, 373; 248/303, 227.4;
D6/315, 320, 323, 566, 567, 569; 211/30,
211/31, 34, 35, 86, 87, 106; D11/2; D29/100;
24/265 H, 300, 343

See application file for complete search history.

(56) **References Cited**

U.S. PATENT DOCUMENTS

4,432,121	A *	2/1984	Dupre	24/343
D292,499	S *	10/1987	Eddy	D11/2
D338,602	S *	8/1993	Schaumburg	D8/14
D345,297	S *	3/1994	Kraine	D8/367
5,317,788	A	6/1994	Esposito et al.		
D364,552	S *	11/1995	Mathiassen	D8/367
5,546,639	A *	8/1996	Lacore et al.	24/265 H
D423,914	S *	5/2000	Klein et al.	D8/367
D444,052	S *	6/2001	Catlett	D8/367

D467,159	S *	12/2002	Meyer	D8/367
D472,452	S *	4/2003	Chou	D8/367
D508,588	S *	8/2005	Groover	D29/100
6,938,306	B2 *	9/2005	Joubert et al.	24/300
D545,068	S *	6/2007	Giampavolo	D6/315
2005/0050695	A1	3/2005	Mackey et al.		

* cited by examiner

Primary Examiner—T. Chase Nelson

Assistant Examiner—Barbara B Lohr

(74) *Attorney, Agent, or Firm*—Calfee, Halter & Griswold LLP

(57) **CLAIM**

I claim the ornamental design for a hook, as shown and described.

DESCRIPTION

FIG. 1 is a perspective view of a hook made in accordance with the new design.

FIG. 2 is a left side view of the hook of FIG. 1, the opposite side being a mirror image of FIG. 2;

FIG. 3 is a front view of the hook of FIG. 1;

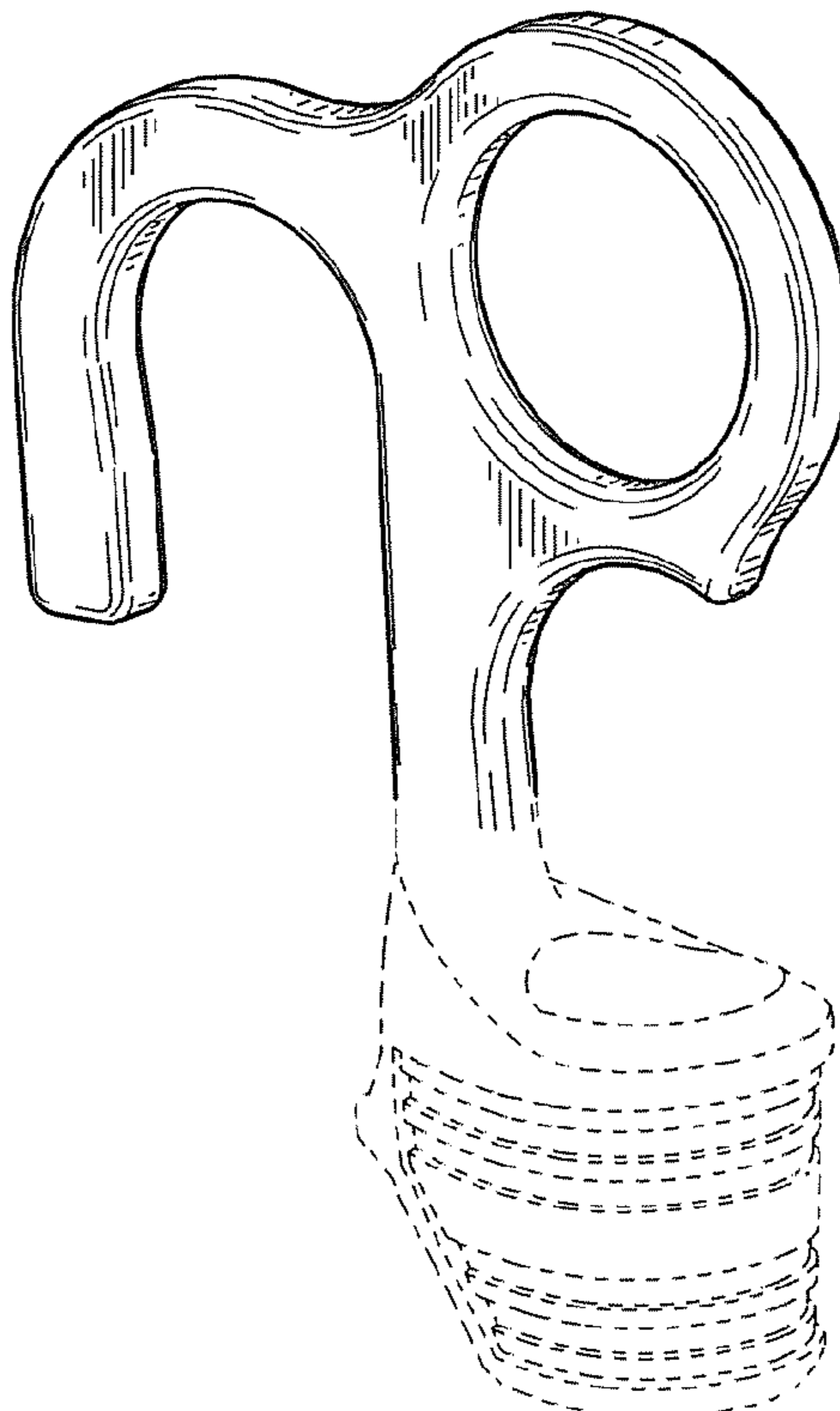
FIG. 4 is a rear view of the hook of FIG. 1;

FIG. 5 is a top view of the hook of FIG. 1; and,

FIG. 6 is a bottom view of the hook of FIG. 1.

The portions of the Figures shown in phantom lines are not part of the claimed design but are for illustration only.

1 Claim, 1 Drawing Sheet



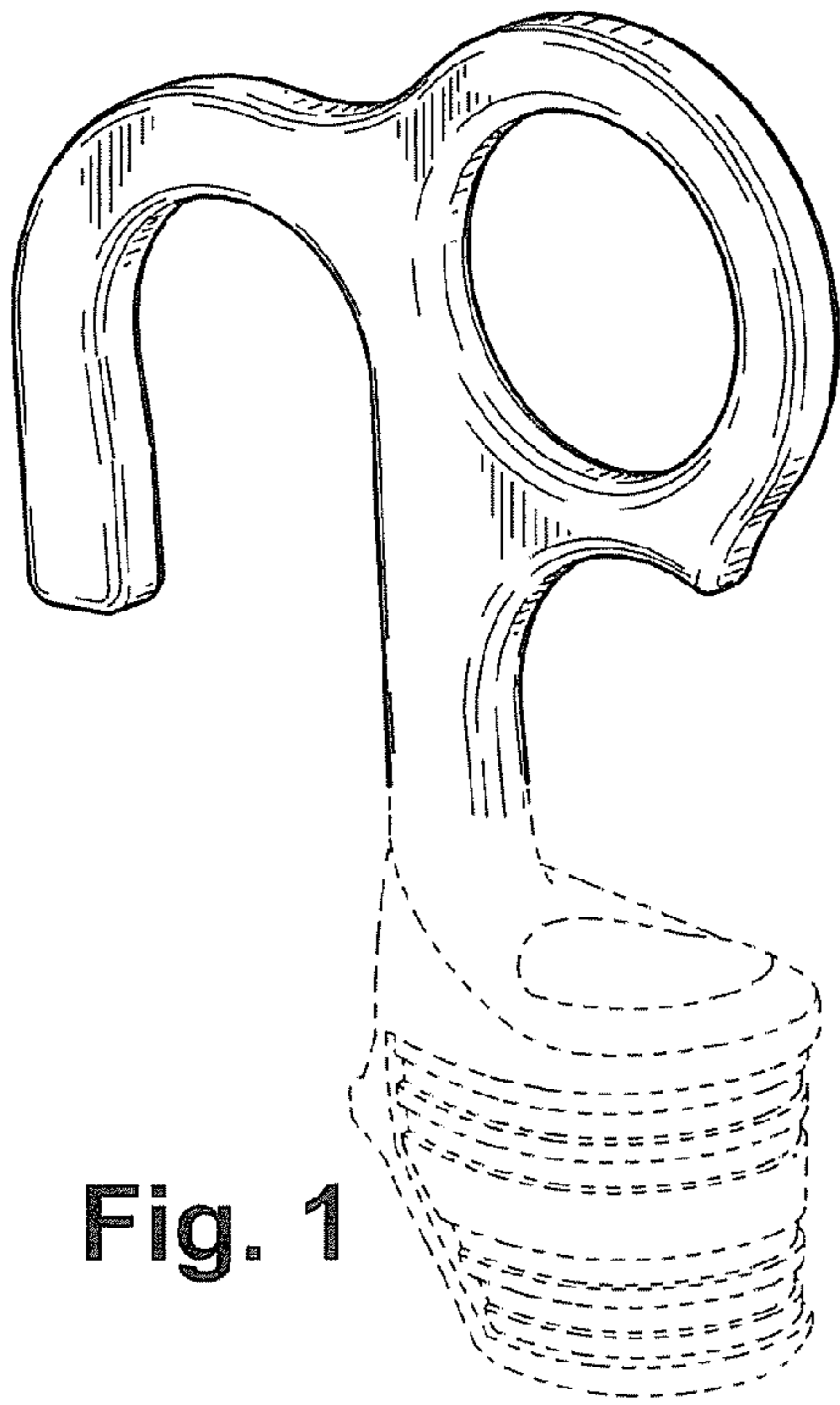


Fig. 1

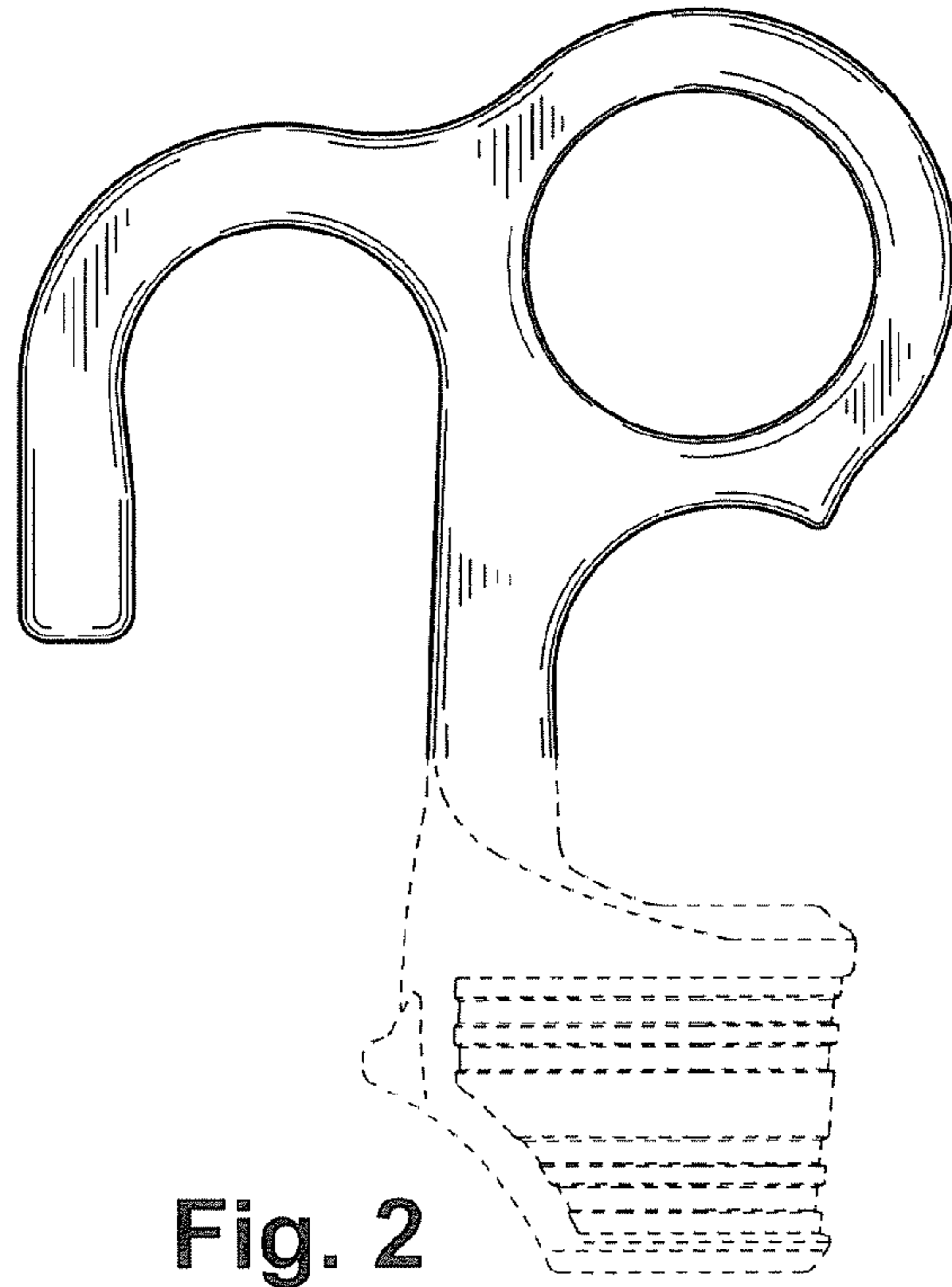


Fig. 2

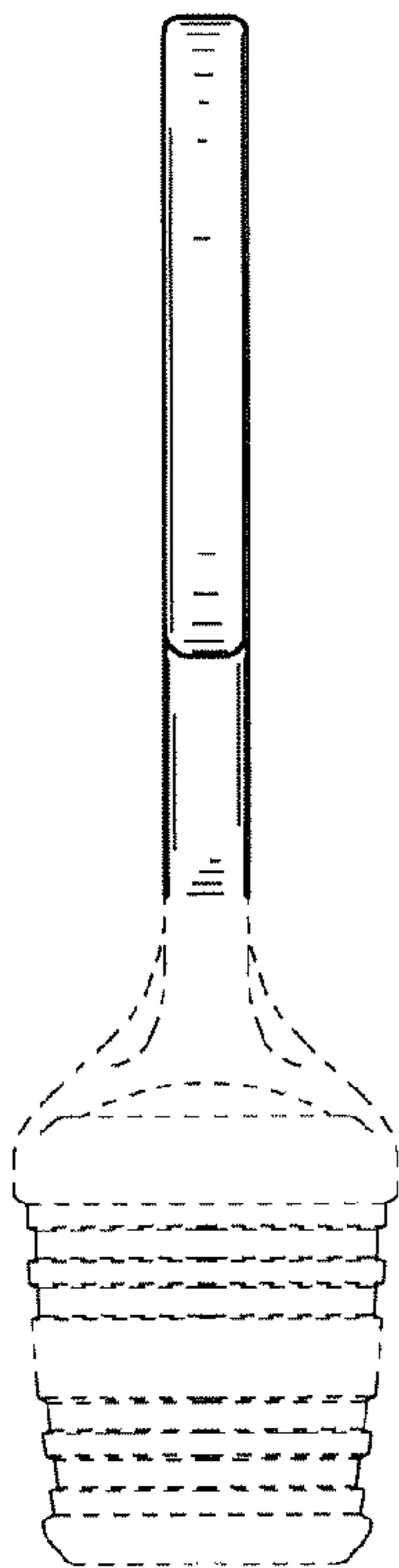


Fig. 3

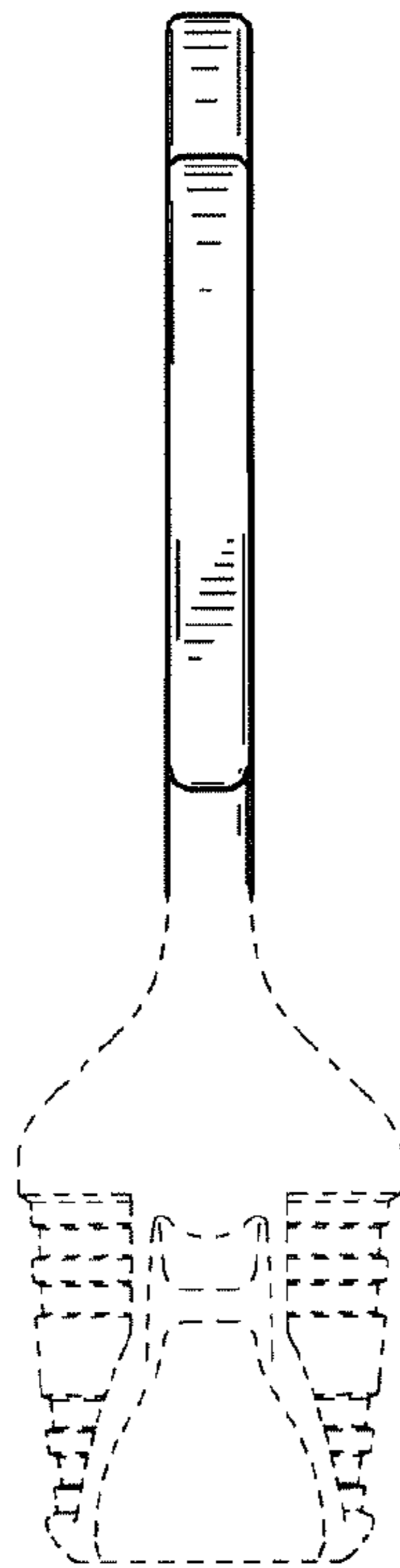


Fig. 4

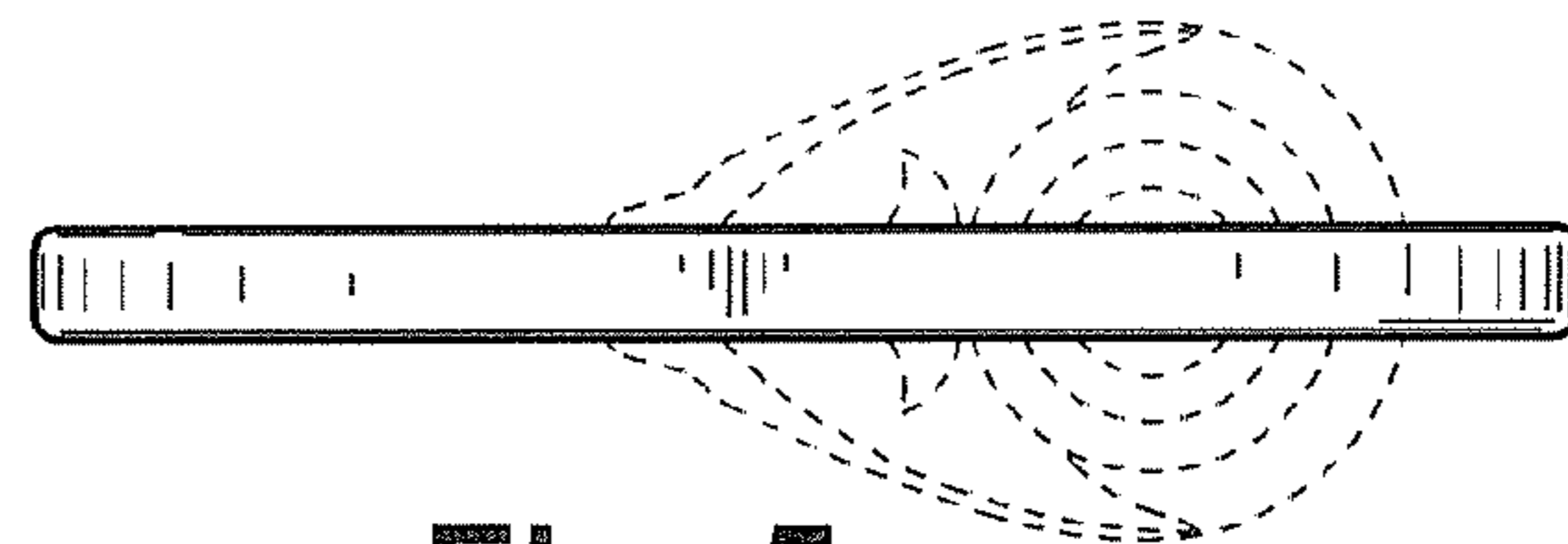


Fig. 5

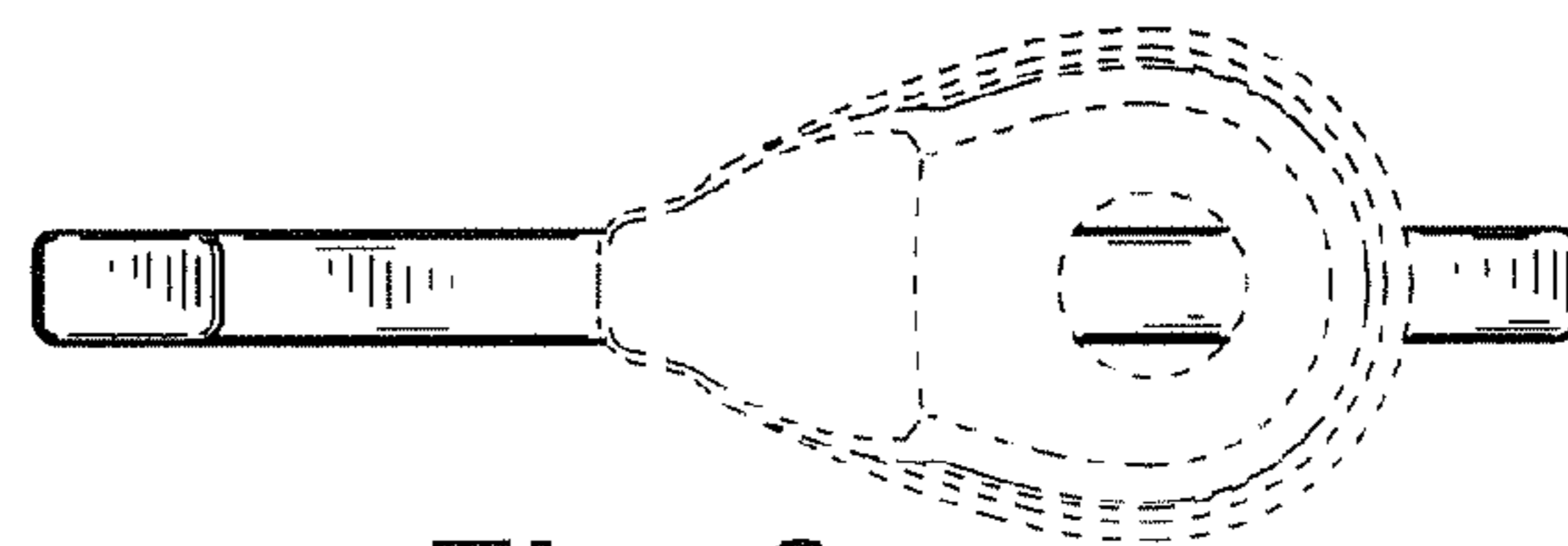


Fig. 6