



US00D557585S

(12) **United States Design Patent**
Linares

(10) **Patent No.:** **US D557,585 S**

(45) **Date of Patent:** **** Dec. 18, 2007**

(54) **L-HANDLE FACE**

(75) Inventor: **Rodolfo Linares**, Whittier, CA (US)

(73) Assignee: **S.P.E.P. Acquisition Corp.**, Rancho Dominguez, CA (US)

(**) Term: **14 Years**

(21) Appl. No.: **29/192,716**

(22) Filed: **Oct. 29, 2003**

(51) **LOC (8) Cl.** **08-06**

(52) **U.S. Cl.** **D8/308**

(58) **Field of Classification Search** D8/300-302,
D8/307-309, 338, 341, 350, 352; 292/347,
292/336.3; 16/412, 429, 432; 4/675-678;
D23/250-254; 70/203, 208, 210

See application file for complete search history.

(56) **References Cited**

U.S. PATENT DOCUMENTS

D189,524 S *	1/1961	Savage	D8/302
D297,356 S *	8/1988	Reid	D23/252
D332,904 S *	2/1993	Plummer et al.	D8/308
D346,105 S *	4/1994	Shaanan	D8/301
D406,042 S *	2/1999	Klinker	D8/308

D411,873 S *	7/1999	Pitsch	D23/252
D423,902 S *	5/2000	Libby et al.	D8/301
6,068,308 A *	5/2000	Molzer	292/336.3
D457,050 S *	5/2002	Caspersz	D8/308
D492,570 S *	7/2004	Linares	D8/308
D492,571 S *	7/2004	Linares	D8/308
D493,088 S *	7/2004	Kelly	D8/302

* cited by examiner

Primary Examiner—Paula A. Greene

(74) *Attorney, Agent, or Firm*—Christie, Parker & Hale, LLP

(57) **CLAIM**

The ornamental design for L-handle face, as shown and described.

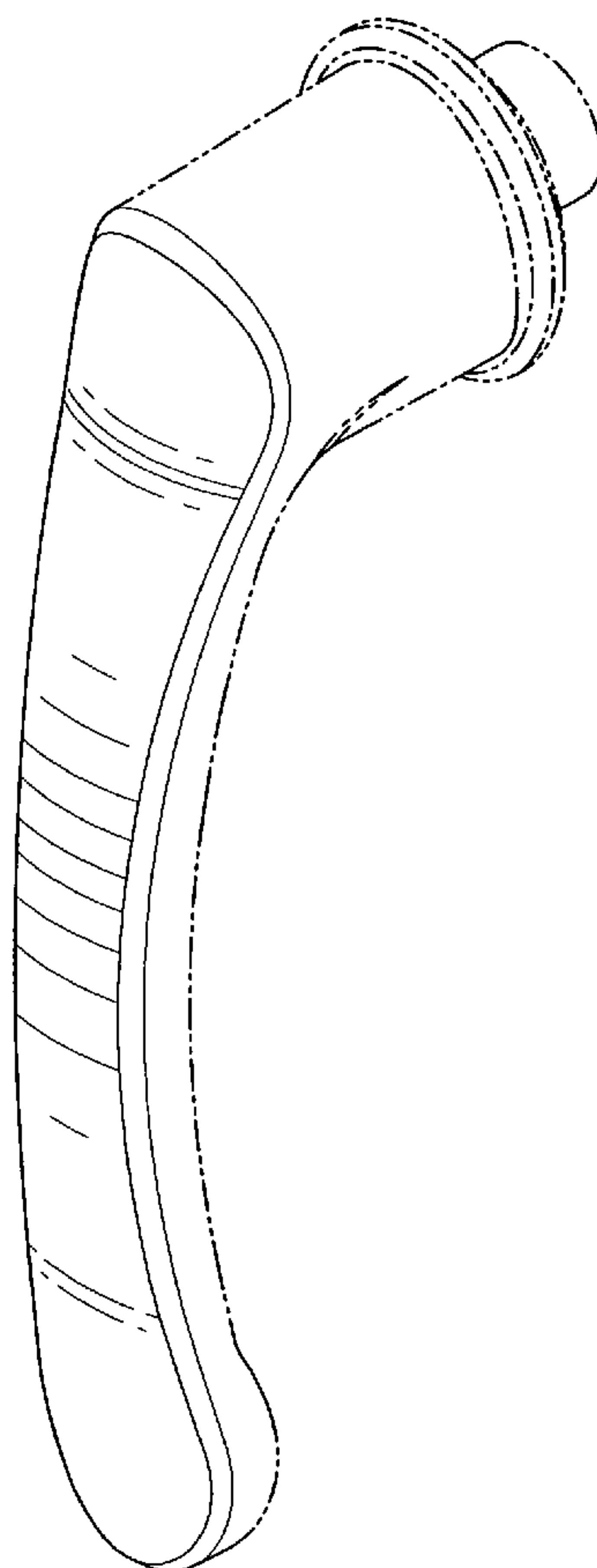
DESCRIPTION

FIG. 1 is a front right perspective view of an L-handle face showing my new design, the undisclosed bottom is not part of the claimed design; and,

FIG. 2 is a right side view of the L-handle face of FIG. 1 the left side is a mirror image thereof.

The broken lines are included for the purpose of illustration and form no part of the claimed design.

1 Claim, 2 Drawing Sheets



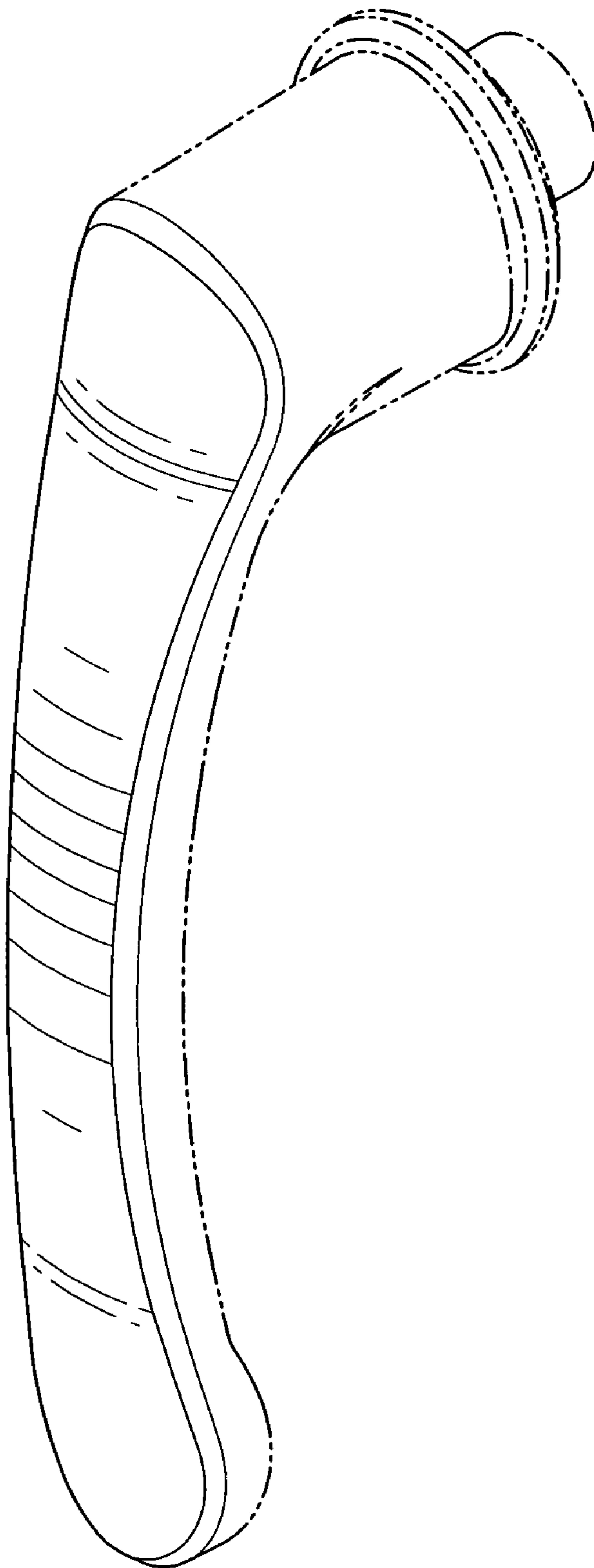


FIG. 1




FIG. 2