



US00D557584S

(12) **United States Design Patent**
Gao

(10) **Patent No.:** **US D557,584 S**

(45) **Date of Patent:** **** Dec. 18, 2007**

(54) **HANDLE FOR A DRIVER FOR A TOOL**

(75) Inventor: **Hua Gao**, Fox Point, WI (US)

(73) Assignee: **Bradshaw Medical, Inc.**, Kenosha, WI (US)

(**) Term: **14 Years**

(21) Appl. No.: **29/261,773**

(22) Filed: **Jun. 20, 2006**

(51) **LOC (8) Cl.** **08-05**

(52) **U.S. Cl.** **D8/107**

(58) **Field of Classification Search** D7/394,
D7/395, 649; D8/82-87, 300-303, 107,
D8/52-26; D24/146, 133; 16/110.1, 421-422,
16/426-431; 81/177.1-177.7, 436, 439-440,
81/489, 417

See application file for complete search history.

(56) **References Cited**

U.S. PATENT DOCUMENTS

1,657,274 A	1/1928	Niedhammer	
2,556,587 A	6/1951	Keen	
2,972,271 A	2/1961	Gill	
3,025,994 A	3/1962	Kaplan	
3,167,936 A	2/1965	Engquist	
3,203,523 A	8/1965	Gilder et al.	
D214,417 S *	6/1969	Cleland	D8/307
3,491,839 A	1/1970	McIntire	
3,552,147 A	1/1971	Johansson et al.	
3,662,628 A	5/1972	Schnepel	
3,702,546 A	11/1972	Schnepel	
4,007,818 A	2/1977	Orwin	
4,060,115 A *	11/1977	Bocanegra Marquina	81/436
4,174,621 A	11/1979	Woltjen	
4,262,501 A	4/1981	Vaughn et al.	
D259,698 S	6/1981	MacNeill	
D260,599 S	9/1981	Wong	
D282,713 S *	2/1986	Flory et al.	D8/31
D284,346 S	6/1986	Masters	
4,599,779 A	7/1986	Thibault	
D296,296 S	6/1988	Lee	

4,763,546 A	8/1988	Yeh et al.	
4,777,852 A	10/1988	Herman et al.	
4,813,551 A	3/1989	Kuo	
D303,009 S *	8/1989	Strasser et al.	D24/147
4,880,064 A	11/1989	Willoughby et al.	
4,991,701 A	2/1991	Nakano et al.	
5,004,054 A	4/1991	Sheen	
D339,279 S	9/1993	Baum	
D356,239 S	3/1995	Lin	
5,437,524 A	8/1995	Huang	
5,520,073 A	5/1996	Bakula et al.	
5,535,648 A	7/1996	Braun et al.	
D374,162 S	10/1996	Martin	
5,570,616 A	11/1996	Thompson et al.	

(Continued)

Primary Examiner—Cathron C. Brooks

Assistant Examiner—Barbara Fox

(74) *Attorney, Agent, or Firm*—Ryan Kromholz & Manion, S.C.

(57) **CLAIM**

The ornamental design for a handle for a driver for a tool, as shown and described.

DESCRIPTION

FIG. 1 is a front perspective view of the handle for a driver for a tool of the present invention.

FIG. 2 is an overhead perspective view of the handle of FIG. 1.

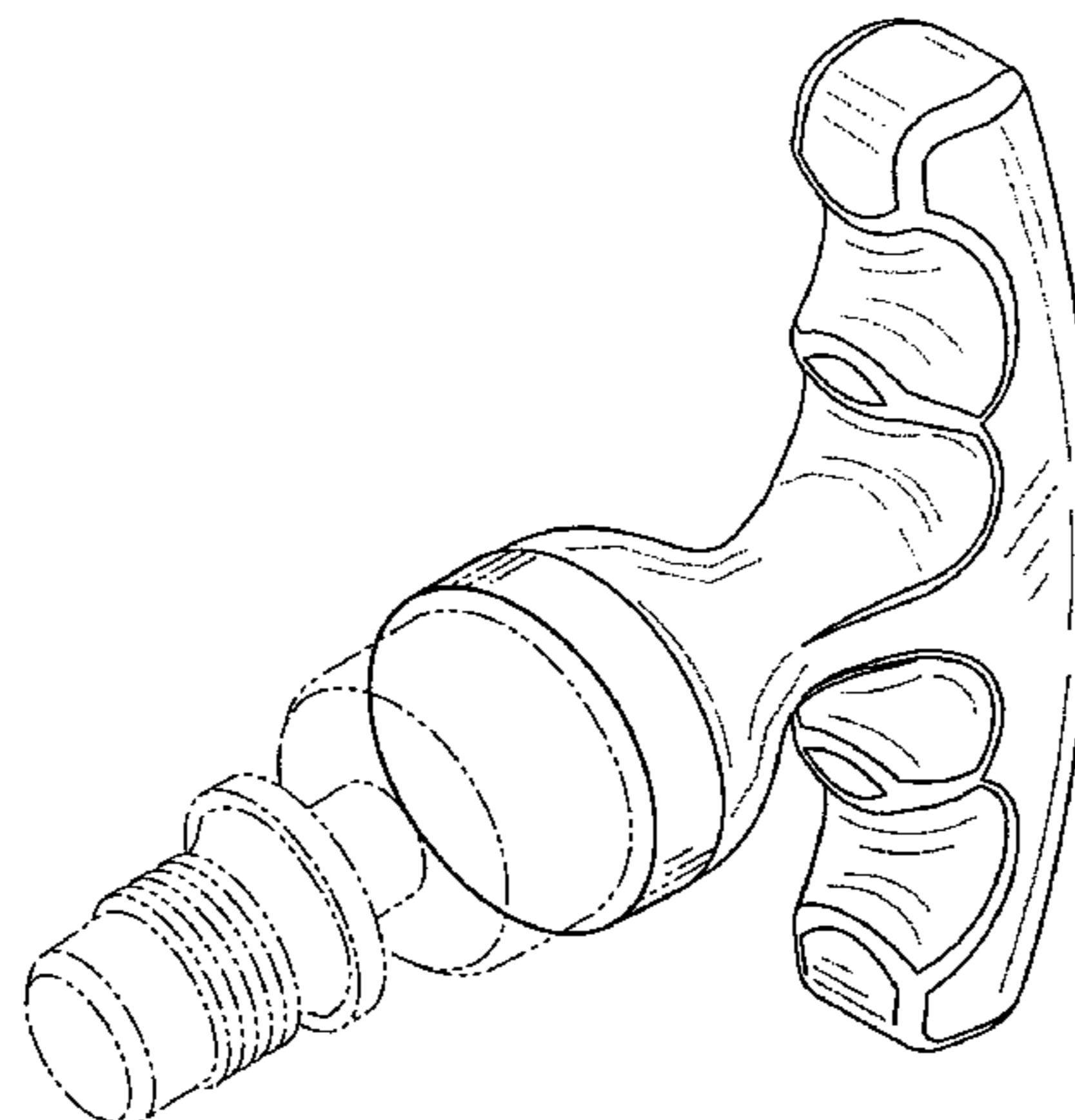
FIG. 3 is front elevated view of the handle of FIG. 1, with the rear view being identical to the front view.

FIG. 4 is a right side view of the handle of FIG. 1, with the left view being identical to the front view.

FIG. 5 is a bottom plan view of the handle of FIG. 1; and, FIG. 6 is an overhead plan view of the handle of FIG. 1.

The broken line showing of the handle for a driver for a tool is included for the purpose of illustrating portions of the article and forms no part of the claimed design.

1 Claim, 3 Drawing Sheets



US D557,584 S

Page 2

U.S. PATENT DOCUMENTS

D377,444 S	1/1997	Lin					
5,685,204 A	11/1997	Braun					
D394,794 S *	6/1998	Vasudeva	D8/107				
5,848,680 A	12/1998	Rinner					
5,855,517 A	1/1999	Lepold					
5,868,231 A	2/1999	Kampf					
6,095,020 A	8/2000	Rinner					
6,151,998 A	11/2000	Fu-Hui					
D448,633 S *	10/2001	Langlois	D8/14				
D454,045 S	3/2002	Rinner et al.					
				6,434,790 B1 *	8/2002	Chen	16/113.1
				D489,902 S *	5/2004	Nykoluk	D3/318
				6,742,418 B2	6/2004	Amami	
				6,898,998 B2	5/2005	Shyu	
				6,996,886 B1	2/2006	Rinner	
				7,000,508 B2	2/2006	Li et al.	
				D530,588 S *	10/2006	Wang	D8/107
				2002/0170134 A1	11/2002	Martin	
				2003/0136234 A1	7/2003	Cunningham	
				2004/0103763 A1	6/2004	Shyu	

* cited by examiner

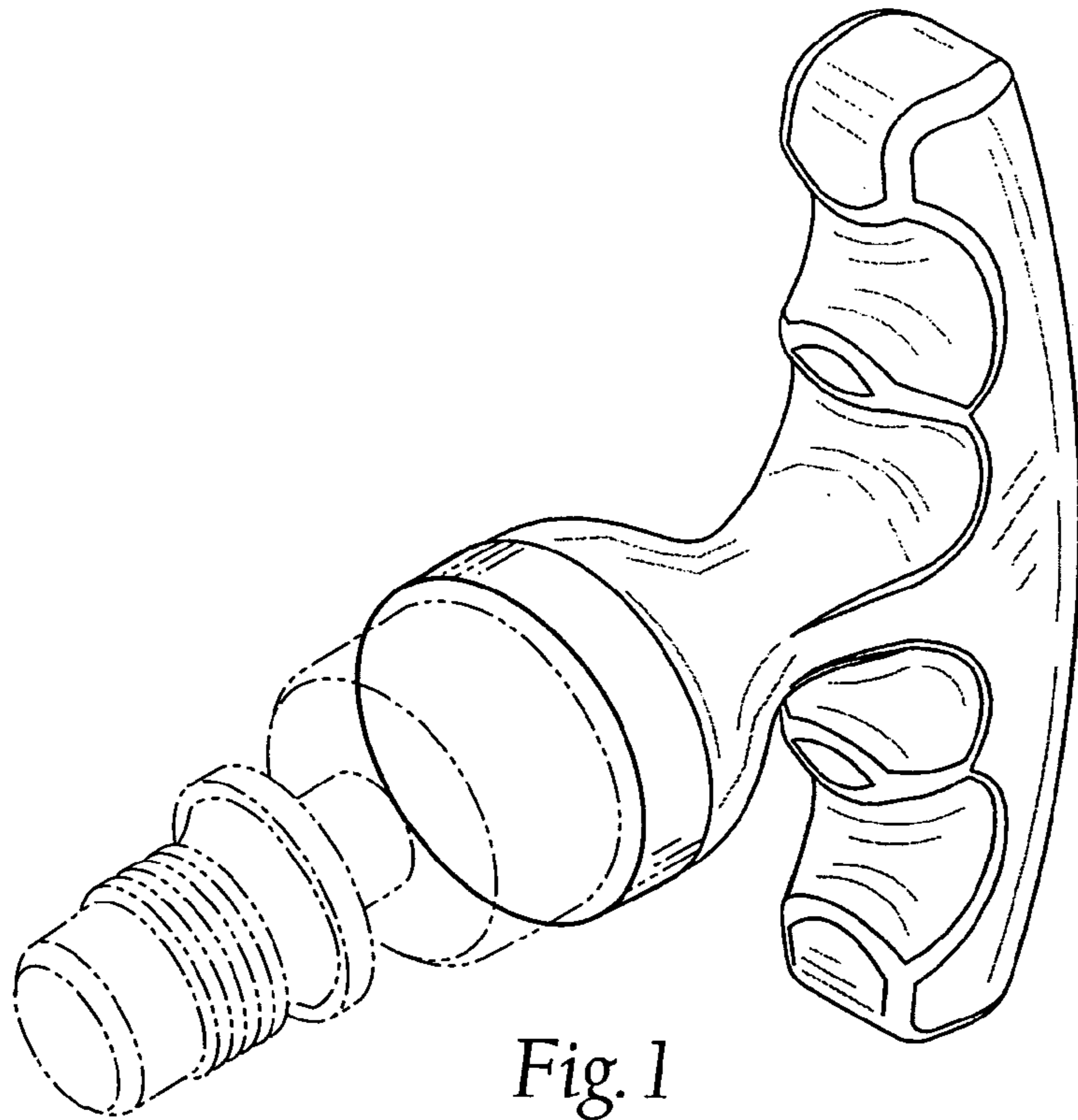


Fig. 1

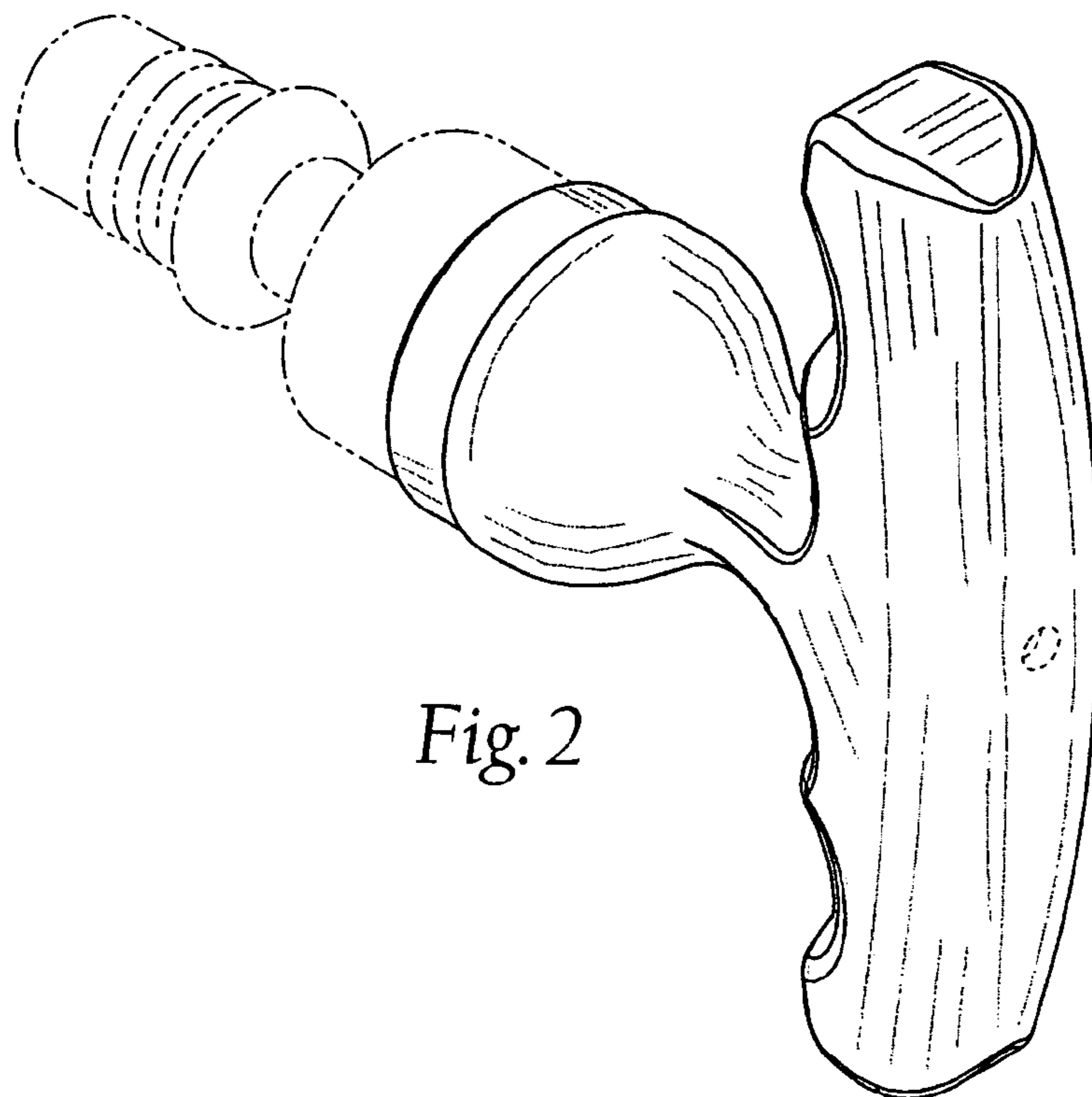


Fig. 2

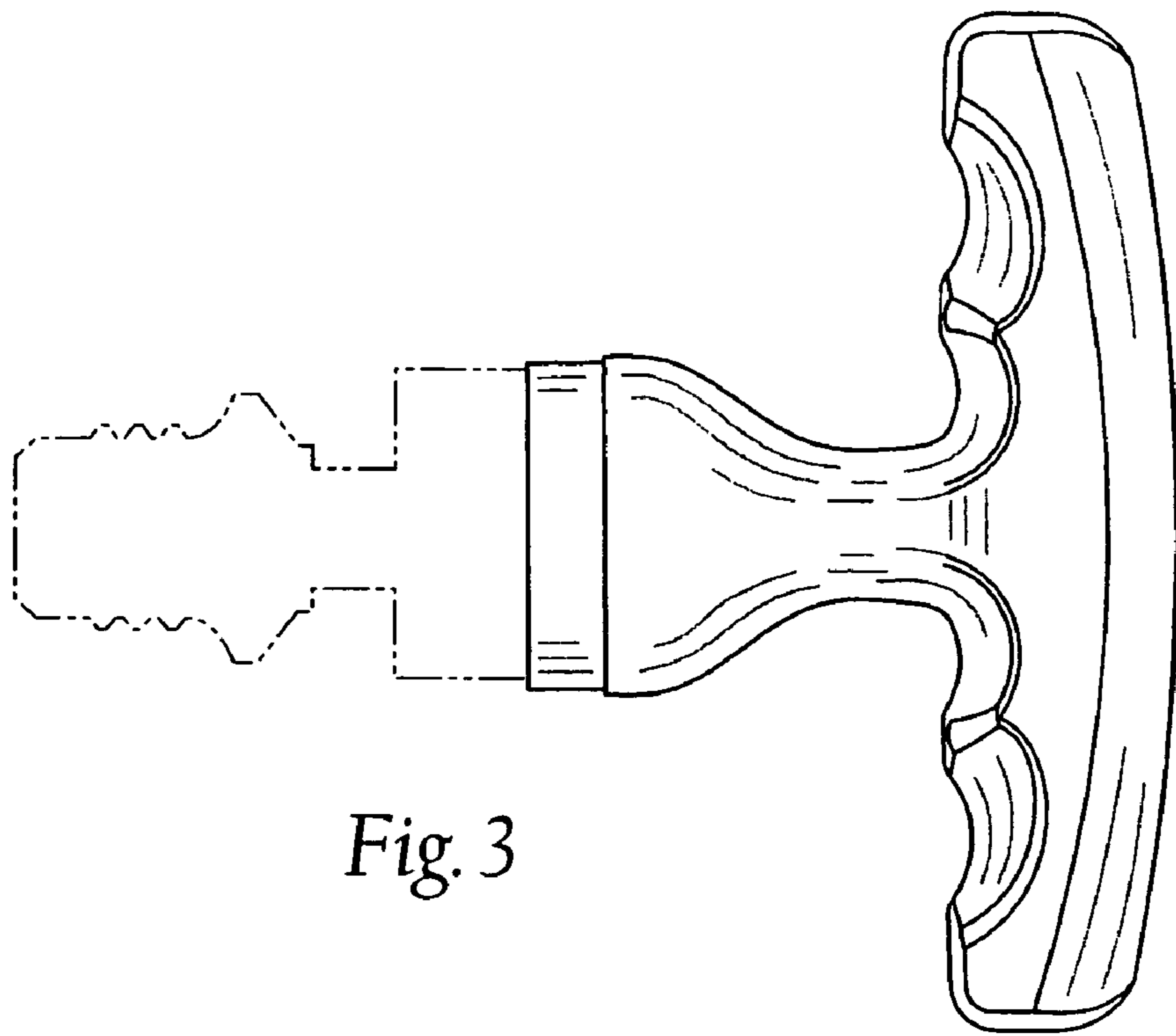


Fig. 3

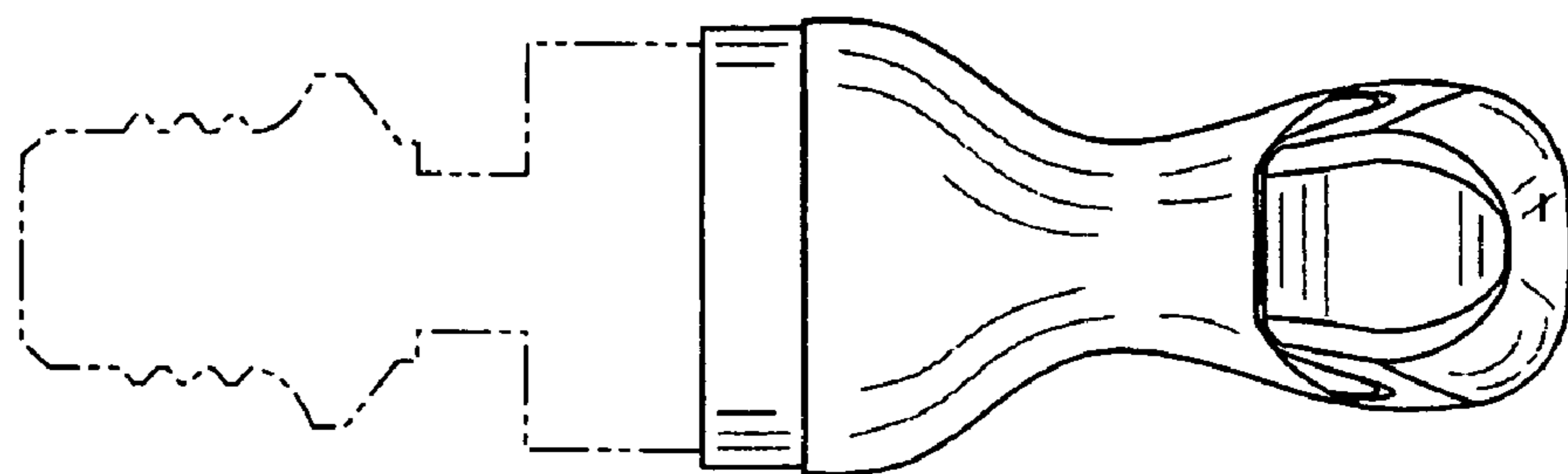


Fig. 4

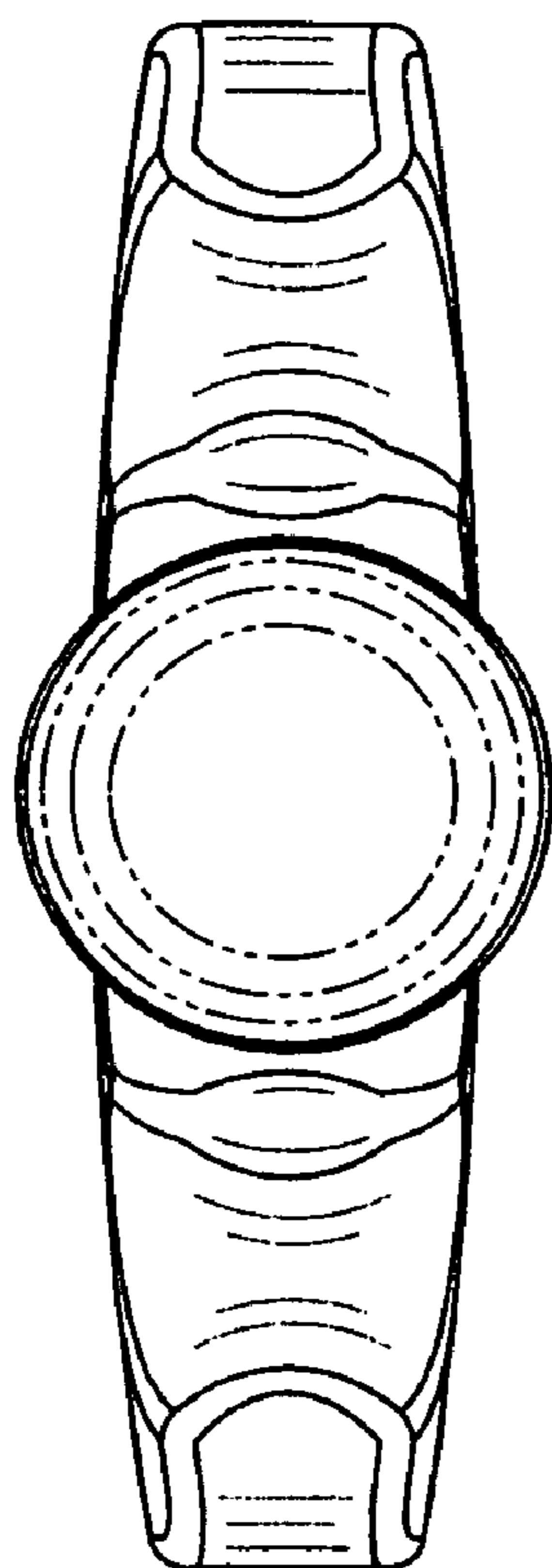


Fig. 5

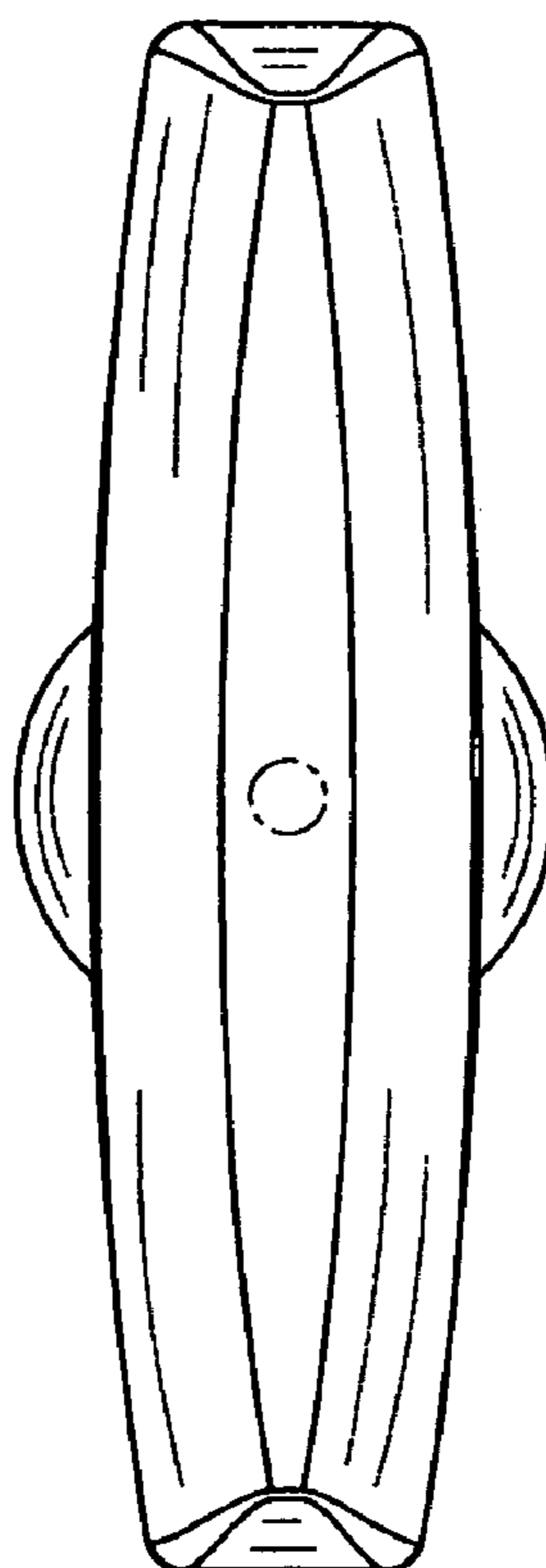


Fig. 6

UNITED STATES PATENT AND TRADEMARK OFFICE
CERTIFICATE OF CORRECTION

PATENT NO. : Des. 557,584 S
APPLICATION NO. : 29/261773
DATED : December 18, 2007
INVENTOR(S) : Hua Gao

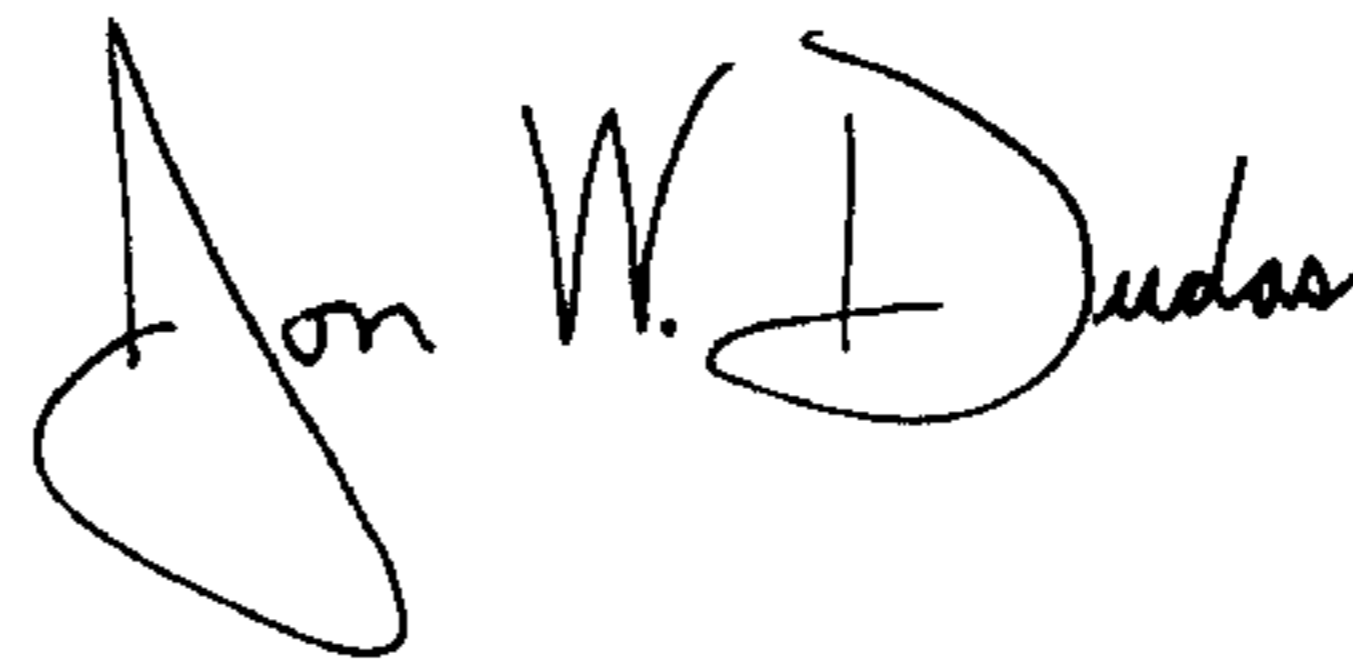
Page 1 of 1

It is certified that error appears in the above-identified patent and that said Letters Patent is hereby corrected as shown below:

On the Title Page, Item (75) should read,
The correct, sole inventor, in this case is:
Joseph Post

Signed and Sealed this

Ninth Day of September, 2008

A handwritten signature in black ink that reads "Jon W. Dudas". The signature is written in a cursive style with a large, looped initial "J".

JON W. DUDAS
Director of the United States Patent and Trademark Office