



US00D557556S

(12) **United States Design Patent**
Chau et al.

(10) **Patent No.:** **US D557,556 S**

(45) **Date of Patent:** **** Dec. 18, 2007**

(54) **GRILL LID**

(75) Inventors: **Nam Wai Chau**, Hong Kong (CN);
Brian Wood, McKinney, TX (US); **Siu Cheong Hon**, Hong Kong (CN)

(73) Assignee: **The Brinkmann Corporation**, Dallas, TX (US)

(**) Term: **14 Years**

(21) Appl. No.: **29/261,584**

(22) Filed: **Jun. 14, 2006**
(Under 37 CFR 1.47)

(51) **LOC (8) Cl.** **07-02**

(52) **U.S. Cl.** **D7/402**

(58) **Field of Classification Search** D7/332-337,
D7/402; 126/25 R, 25 A, 25 AA, 9 R, 41 R,
126/40, 50, 276, 37 R; 219/385-386; 99/339-341,
99/421 H, 446, 450, 481, 444-445

See application file for complete search history.

(56) **References Cited**

U.S. PATENT DOCUMENTS

D293,067 S	12/1987	Stephen et al.	
4,886,045 A	12/1989	Ducate, Jr. et al.	
D316,355 S	4/1991	Stephen et al.	
5,536,518 A	7/1996	Rummel	
5,755,154 A	5/1998	Schroeter et al.	
D406,009 S	2/1999	Wagner et al.	
D406,488 S	3/1999	Bates et al.	
D406,489 S	3/1999	Williams et al.	
D417,587 S	12/1999	Wagner et al.	
D433,279 S *	11/2000	Schlosser et al. D7/402
D438,060 S	2/2001	Campbell et al.	
D438,427 S	3/2001	Campbell et al.	
6,332,395 B1	12/2001	Home	

D454,276 S	3/2002	Pai	
D461,359 S	8/2002	Coleman et al.	
D465,123 S *	11/2002	Coleman et al. D7/334
D466,367 S *	12/2002	Johnson et al. D7/402
D466,368 S	12/2002	Neal et al.	
D466,756 S	12/2002	Bossler et al.	
D470,357 S	2/2003	Home	
D471,057 S	3/2003	Chung	
D471,761 S *	3/2003	Choi et al. D7/402
D472,756 S	4/2003	Pai	
D474,070 S	5/2003	McKenzie	
D475,235 S	6/2003	Home	
D479,092 S	9/2003	Lewis et al.	
D488,025 S	4/2004	Tseng	
D489,221 S *	5/2004	Pai D7/334

(Continued)

Primary Examiner—Ruth McInroy

(74) *Attorney, Agent, or Firm*—Sheppard, Mullin, Richter & Hampton LLP

(57) **CLAIM**

We claim the ornamental design for a grill lid, as shown and described.

DESCRIPTION

FIG. 1 is a perspective view of the grill lid showing the new design;

FIG. 2 is a front elevational view thereof;

FIG. 3 is a rear elevational view thereof;

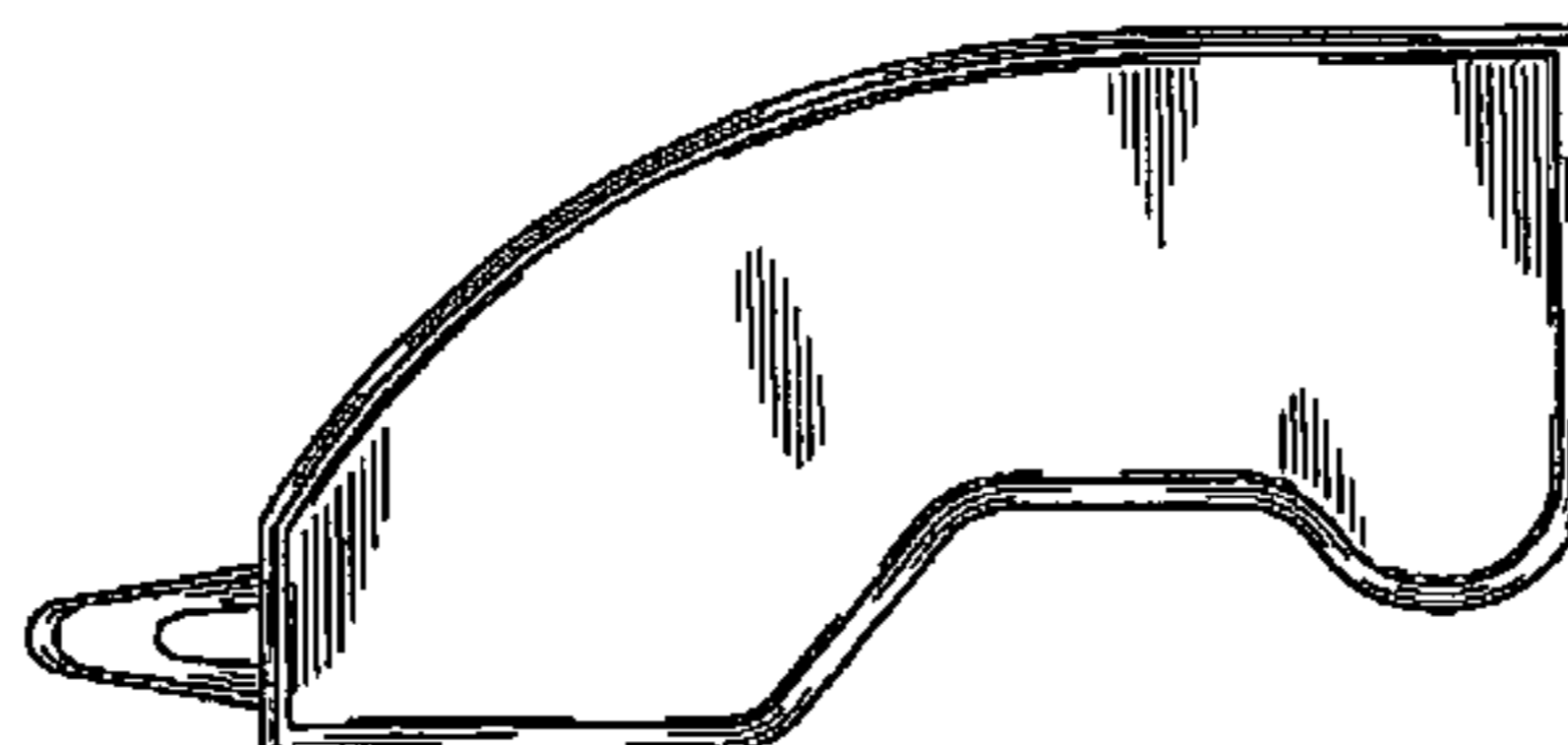

FIG. 4 is a right side elevational view thereof;

FIG. 5 is a left side elevational view thereof;

FIG. 6 is a top plan view thereof; and,

FIG. 7 is a bottom plan view thereof.

1 Claim, 4 Drawing Sheets



US D557,556 S

Page 2

U.S. PATENT DOCUMENTS

D491,414 S	6/2004	Nichols et al.		D512,268 S	12/2005	Pai	
D494,004 S *	8/2004	Chapman	D7/334	D514,381 S	2/2006	Chung	
D494,009 S	8/2004	Joss et al.		D516,367 S *	3/2006	Lutz et al.	D7/335
D494,413 S	8/2004	Joss et al.		D520,298 S	5/2006	Huegerich et al.	
D497,284 S *	10/2004	Pai	D7/402	D521,308 S	5/2006	Tseng	
D504,048 S	4/2005	Joss et al.		2006/0054156 A1	3/2006	Zepek et al.	
6,923,172 B2	8/2005	Muldoon		2006/0144385 A1	7/2006	Coleman et al.	
6,935,327 B1	8/2005	Williams et al.					

* cited by examiner




FIG. 1

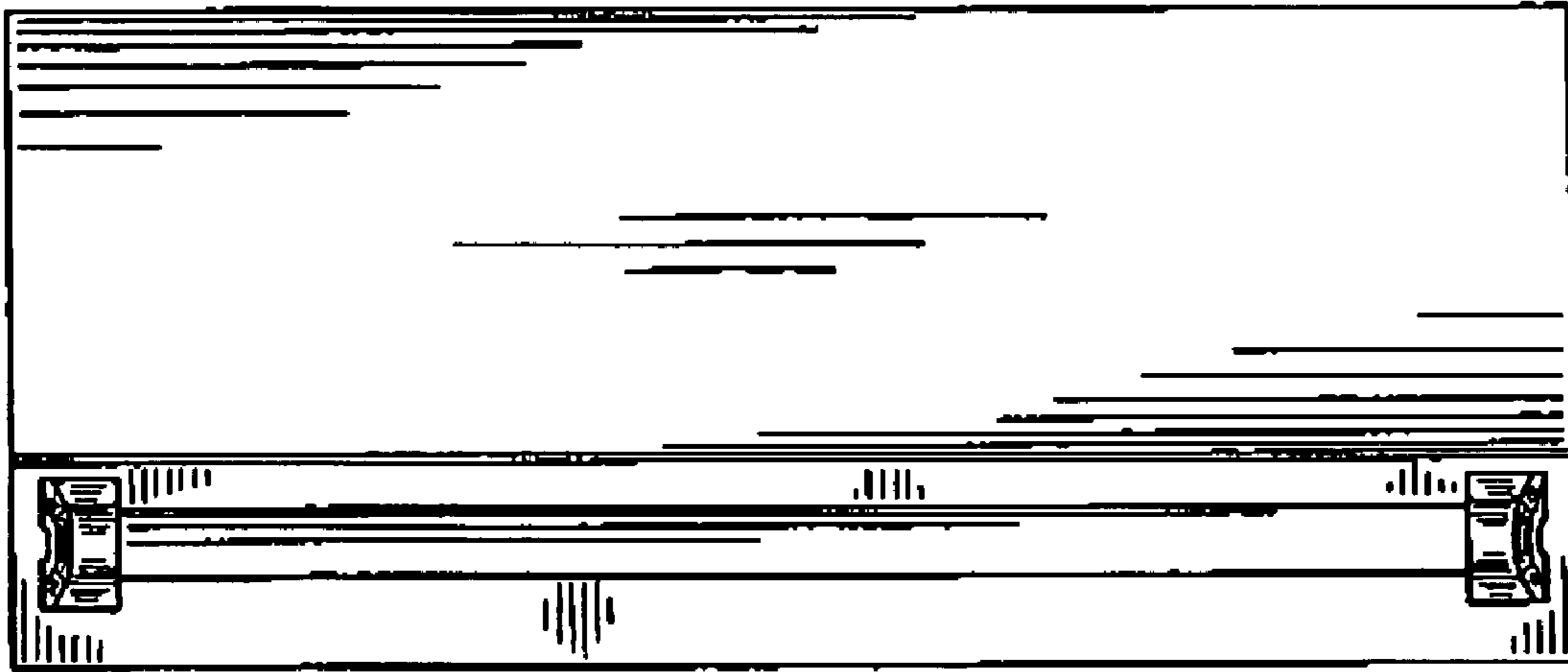


FIG. 2

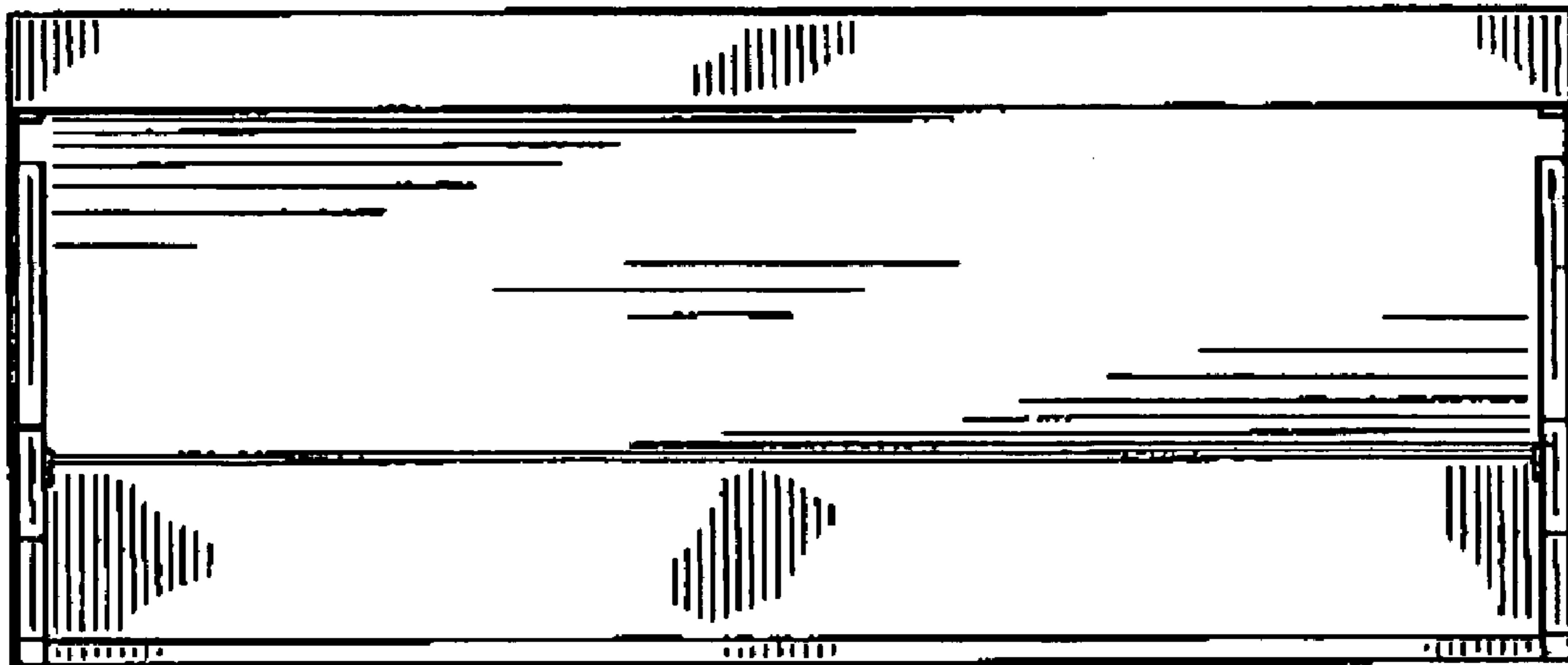


FIG. 3




FIG. 4

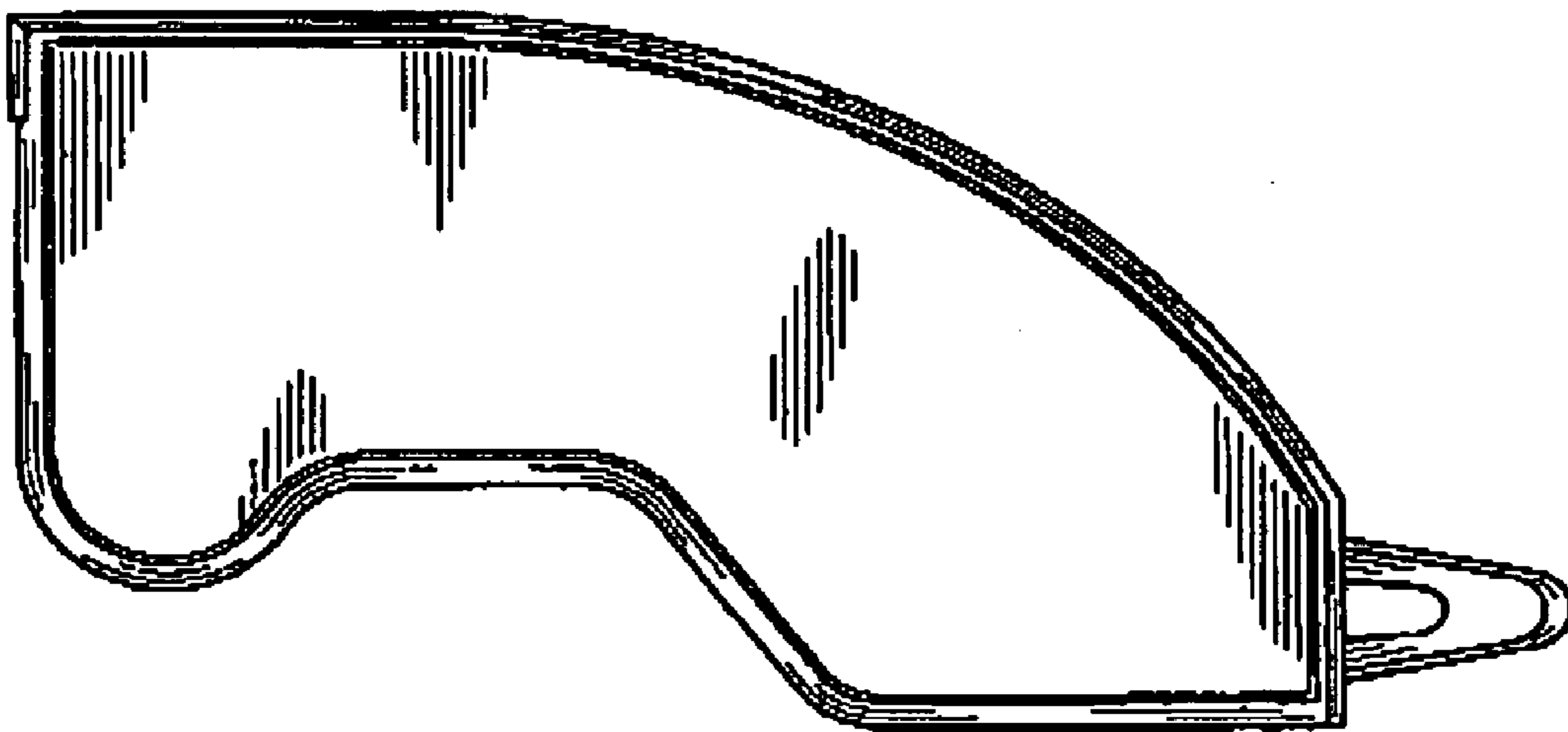


FIG. 5




FIG. 6




FIG. 7

UNITED STATES PATENT AND TRADEMARK OFFICE
CERTIFICATE OF CORRECTION

PATENT NO. : Des. 557,556 S
APPLICATION NO. : 29/261584
DATED : December 18, 2007
INVENTOR(S) : Nam Wai Chau et al.

Page 1 of 6


It is certified that error appears in the above-identified patent and that said Letters Patent is hereby corrected as shown below:

The title page should be deleted and substitute therefor the attached title page.

Delete Figures 1-7, and replace with Figures 1-7 attached.

Signed and Sealed this

Fifteenth Day of September, 2009

A handwritten signature in black ink that reads "David J. Kappos". The signature is written in a cursive, flowing style.

David J. Kappos
Director of the United States Patent and Trademark Office

(12) **United States Design Patent**
Chau et al.

(10) **Patent No.:** **US D557,556 S**
(45) **Date of Patent:** **** Dec. 18, 2007**

(54) **GRILL LID**

(75) **Inventors:** **Nam Wai Chau, Hong Kong (CN);
Brian Wood, McKinney, TX (US); Siu
Cheong Hon, Hong Kong (CN)**

(73) **Assignee:** **The Brinkmann Corporation, Dallas,
TX (US)**

(**) **Term:** **14 Years**

(21) **Appl. No.:** **29/261,584**

(22) **Filed:** **Jun. 14, 2006**
(Under 37 CFR 1.47)

(51) **LOC (8) Cl.** **07-02**
(52) **U.S. Cl.** **D7/402**
(58) **Field of Classification Search** **D7/332-337,**
D7/402; 126/25 R, 25 A, 25 AA, 9 R, 41 R,
126/40, 50, 276, 37 R; 219/385-386; 99/339-341,
99/421 H, 446, 450, 481, 444-445
See application file for complete search history.

(56) **References Cited**

U.S. PATENT DOCUMENTS

D293,067 S	12/1987	Stephen et al.	
4,886,045 A	12/1989	Ducate, Jr. et al.	
D316,355 S	4/1991	Stephen et al.	
5,536,518 A	7/1996	Rummel	
5,755,154 A	5/1998	Schroeter et al.	
D406,009 S	2/1999	Wagner et al.	
D406,488 S	3/1999	Bates et al.	
D406,489 S	3/1999	Williams et al.	
D417,587 S	12/1999	Wagner et al.	
D433,279 S *	11/2000	Schlosser et al.	D7/402
D438,060 S	2/2001	Campbell et al.	
D438,427 S	3/2001	Campbell et al.	
6,332,395 B1	12/2001	Home	

D454,276 S	3/2002	Pai	
D461,359 S	8/2002	Coleman et al.	
D465,123 S *	11/2002	Coleman et al.	D7/334
D466,367 S *	12/2002	Johnson et al.	D7/402
D466,368 S	12/2002	Neal et al.	
D466,756 S	12/2002	Bossler et al.	
D470,357 S	2/2003	Home	
D471,057 S	3/2003	Chung	
D471,761 S *	3/2003	Choi et al.	D7/402
D472,756 S	4/2003	Pai	
D474,070 S	5/2003	McKenzie	
D475,235 S	6/2003	Home	
D479,092 S	9/2003	Lewis et al.	
D488,025 S	4/2004	Tseng	
D489,221 S *	5/2004	Pai	D7/334

(Continued)

Primary Examiner—Ruth McInroy
(74) *Attorney, Agent, or Firm*—Sheppard, Mullin, Richter &
Hampton LLP

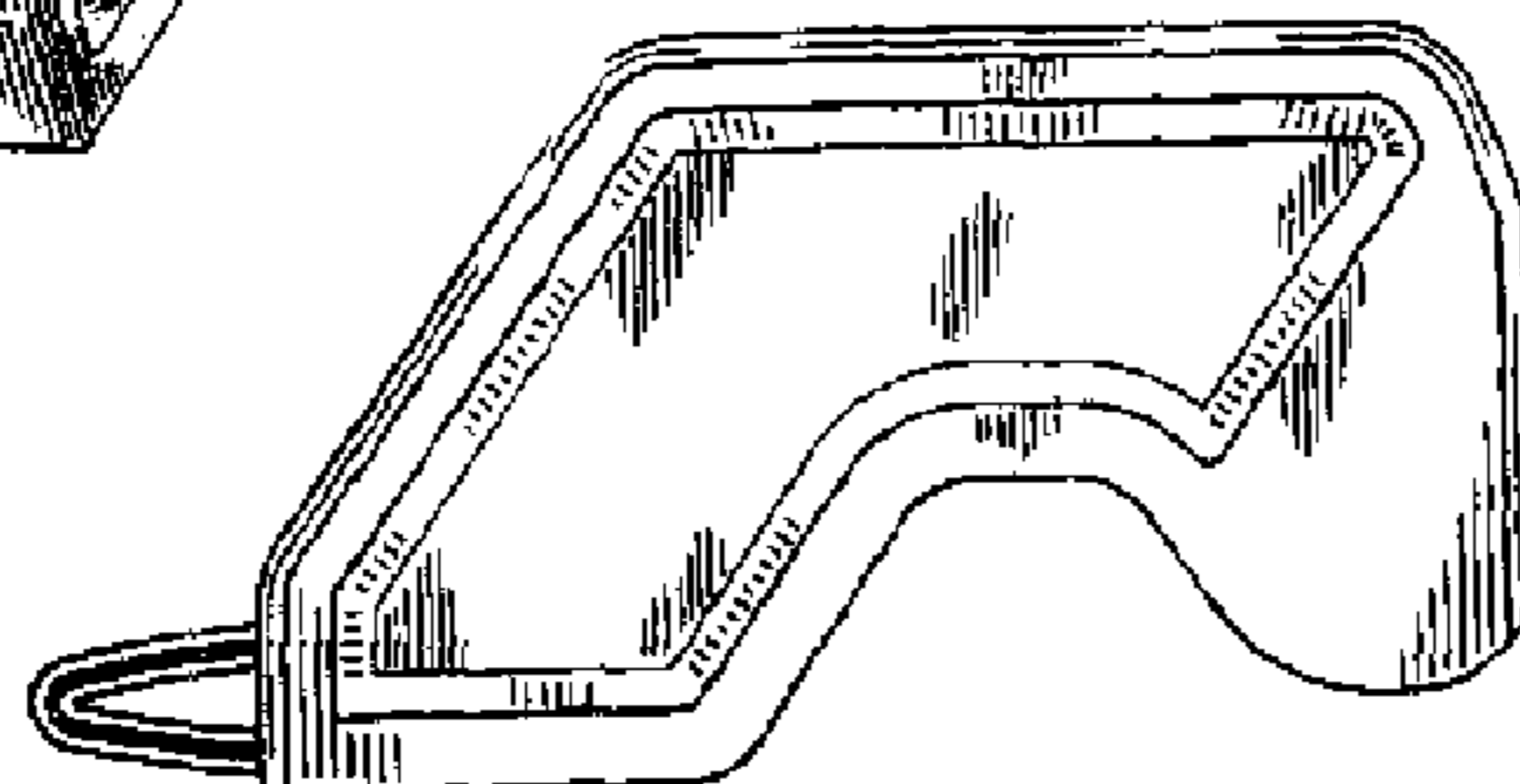

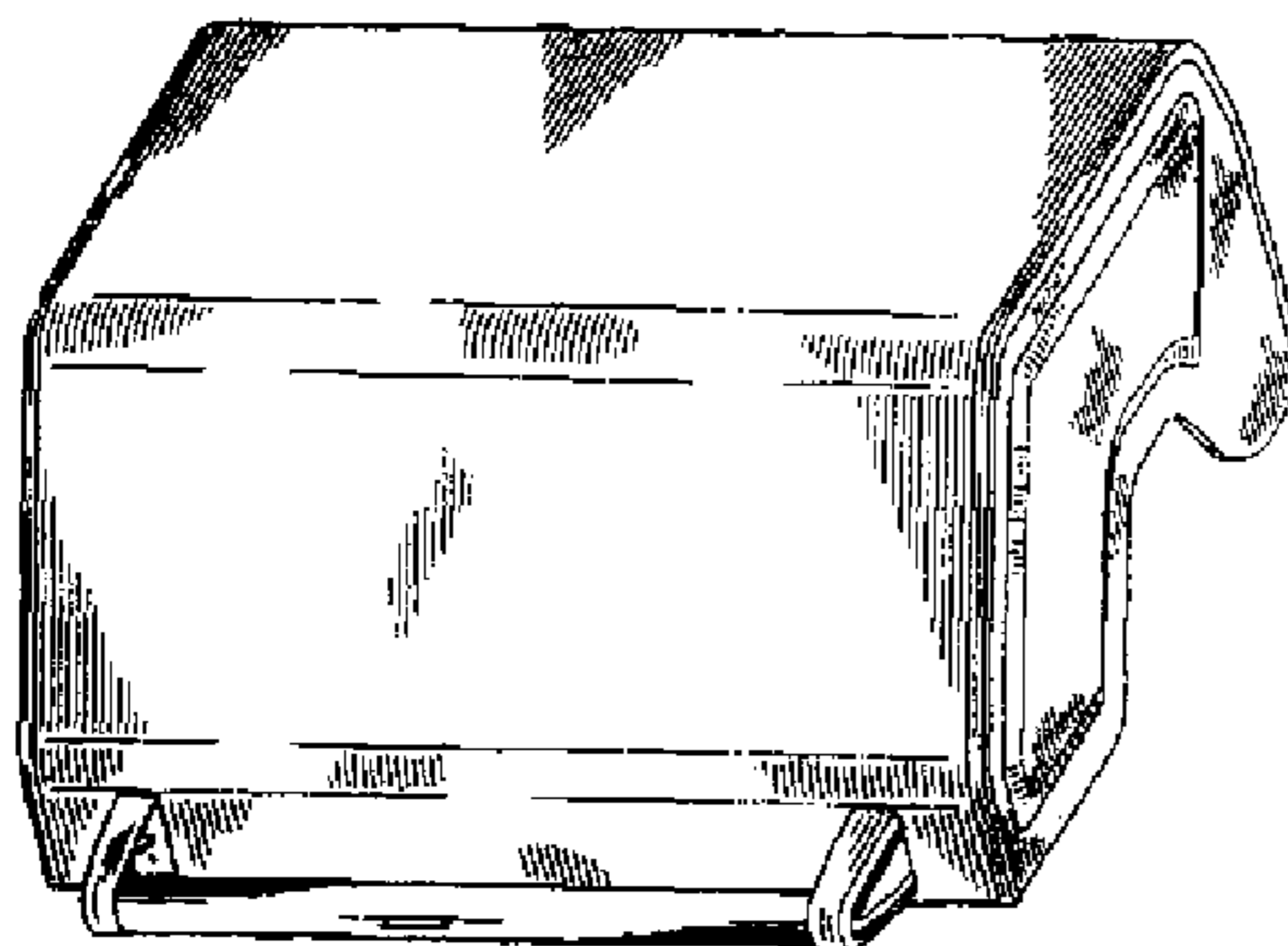
(57) **CLAIM**

We claim the ornamental design for a grill lid, as shown and described.

DESCRIPTION

FIG. 1 is a perspective view of the grill lid showing the new design;
FIG. 2 is a front elevational view thereof;
FIG. 3 is a rear elevational view thereof;
FIG. 4 is a right side elevational view thereof;
FIG. 5 is a left side elevational view thereof;
FIG. 6 is a top plan view thereof; and,
FIG. 7 is a bottom plan view thereof.

1 Claim, 4 Drawing Sheets



U.S. Patent

Dec. 18, 2007

Sheet 1 of 4

D557,556 S




FIG. 1




FIG. 2




FIG. 3

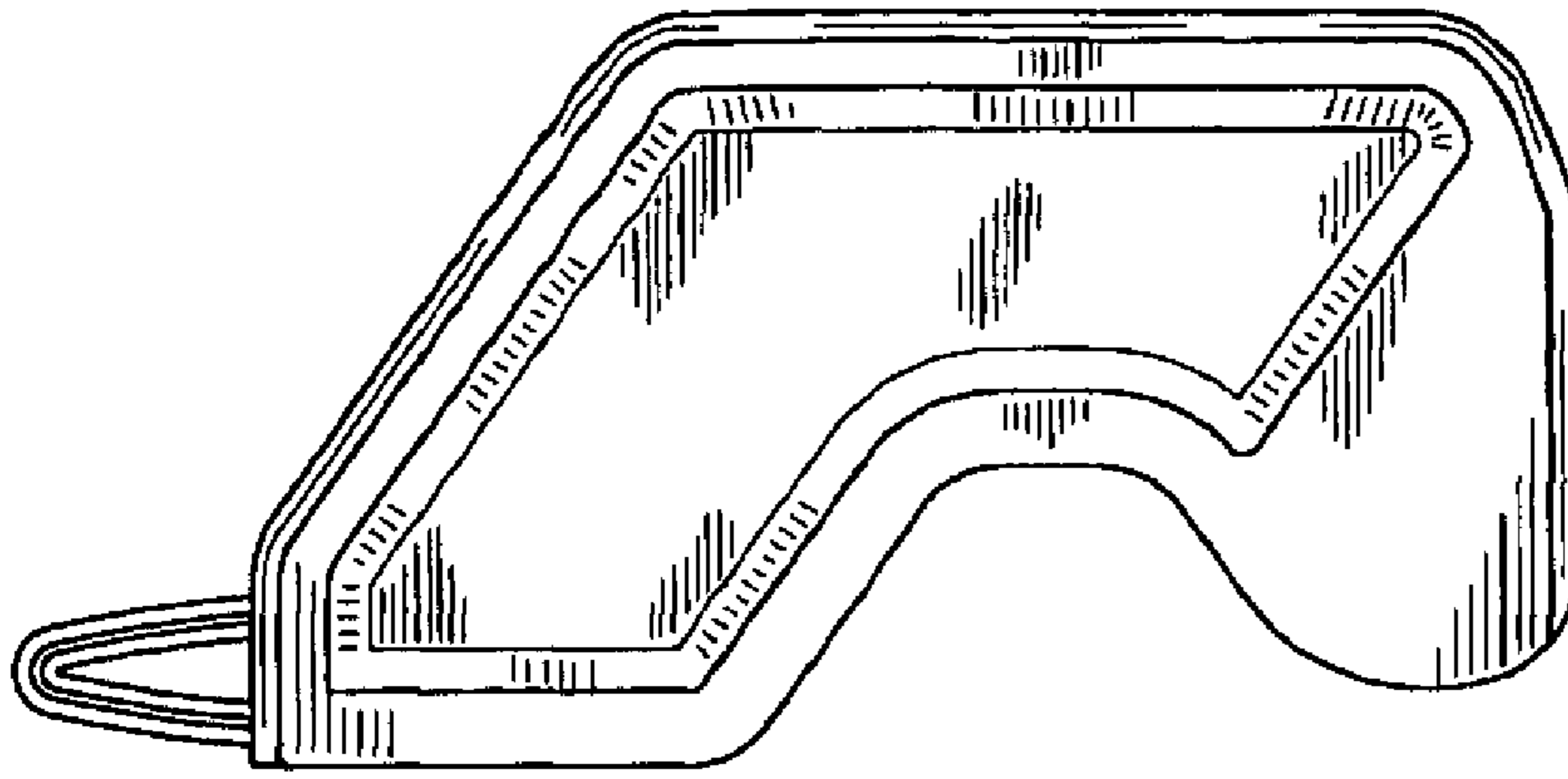


FIG. 4

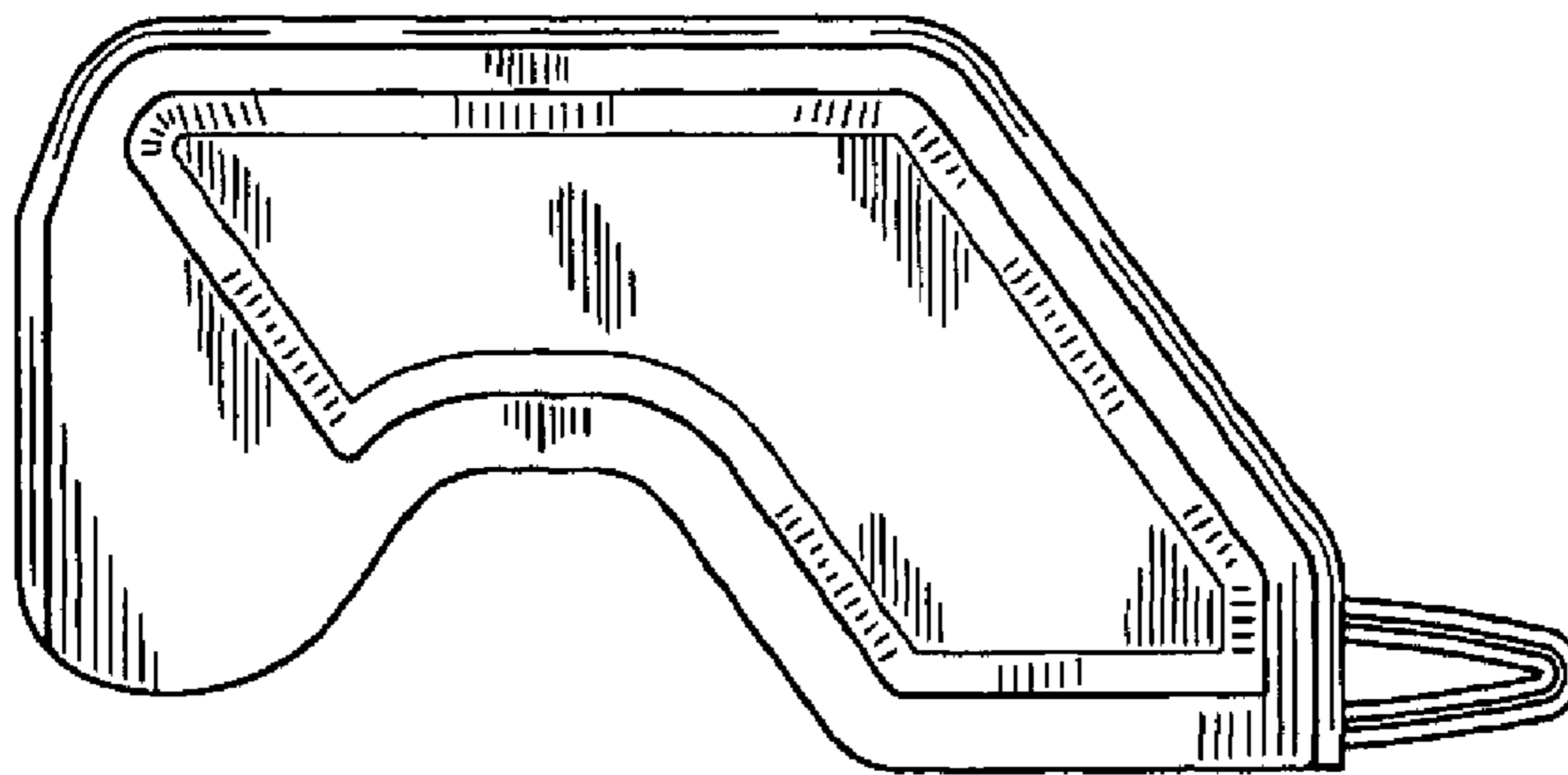


FIG. 5




FIG. 6

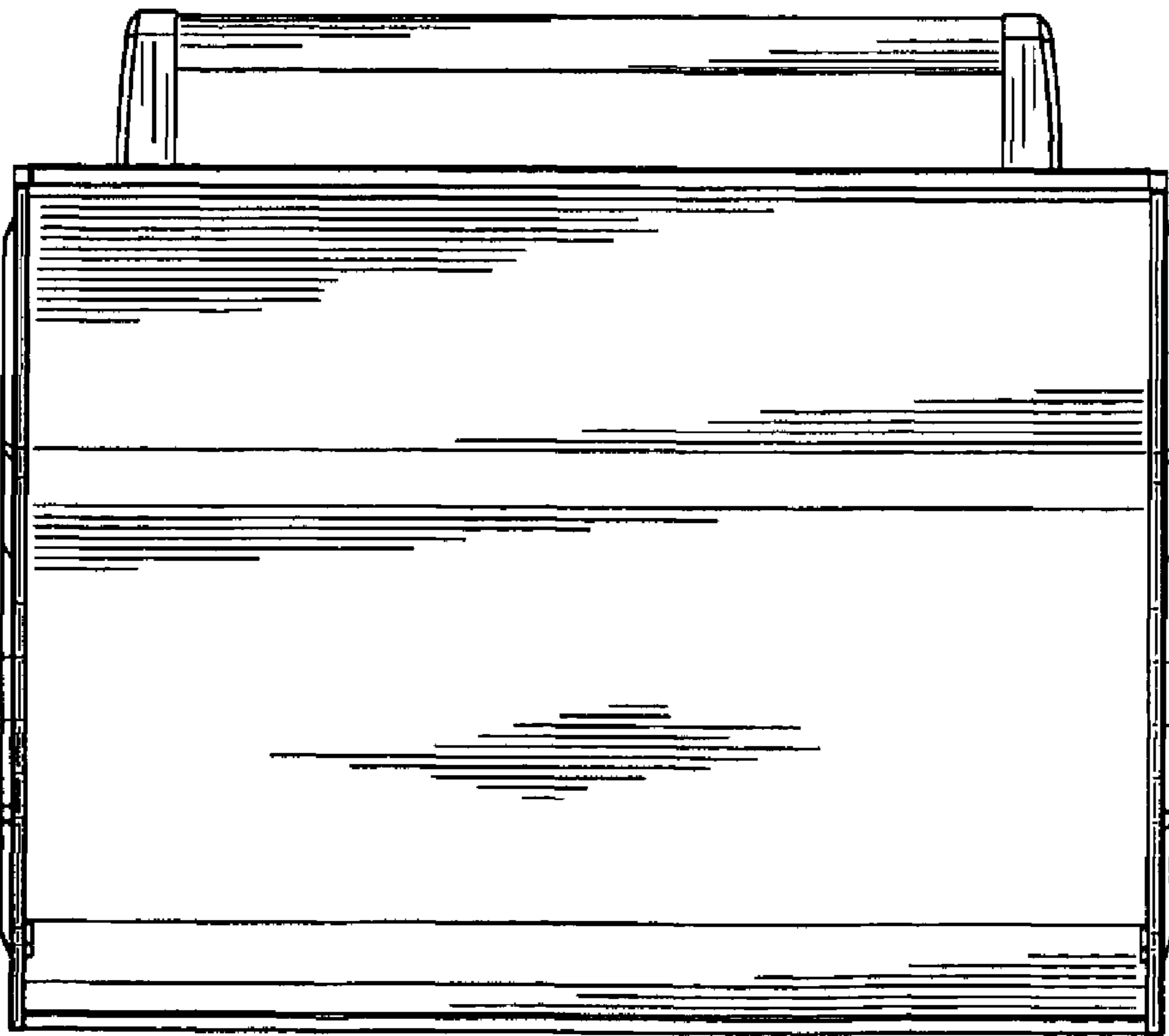


FIG. 7