



US00D557553S

(12) **United States Design Patent**
Sarnoff

(10) **Patent No.:** **US D557,553 S**

(45) **Date of Patent:** **** Dec. 18, 2007**

(54) **PAN**
(75) Inventor: **Norton Sarnoff**, Wheeling, IL (US)
(73) Assignee: **Handi-Foil Corporation**, Wheeling, IL (US)
(**) Term: **14 Years**
(21) Appl. No.: **29/283,475**
(22) Filed: **Aug. 15, 2007**

D508,301 S * 8/2005 Feilen D1/107
D514,875 S 2/2006 Linkous et al.
D516,373 S 3/2006 Linkous et al.
D517,367 S 3/2006 Linkous et al.
D526,835 S 8/2006 Morgan
D526,836 S 8/2006 Morgan
D527,217 S 8/2006 Morgan
D528,351 S 9/2006 Morgan
D528,352 S 9/2006 Morgan
D529,756 S 10/2006 Boss et al.
D540,111 S 4/2007 Nichols et al.
D542,083 S 5/2007 Nichols et al.
D547,604 S * 7/2007 Nichols et al. D7/391

(51) **LOC (8) Cl.** **07-02**
(52) **U.S. Cl.** **D7/354**
(58) **Field of Classification Search** D1/107;
D7/323, 354, 356, 357, 359, 360, 391, 409,
D7/500, 552, 554.1, 554.2, 554.3, 554.4,
D7/556, 567, 675, 689; D9/456; D15/90;
99/422, 425, 426, 428, 430, 432, 439-442,
99/444, 446, DIG. 15; 206/557, 561-564;
220/405, 445, 447, 469, 500, 507, 508, 553,
220/555, 575, 626

See application file for complete search history.

(56) **References Cited**

U.S. PATENT DOCUMENTS

D122,414 S * 9/1940 Prouty D7/567
D206,338 S 11/1966 Levin et al.
D249,112 S 8/1978 Garson et al.
D272,703 S 2/1984 Miller
D319,374 S * 8/1991 Johannsen D7/689
D391,154 S * 2/1998 Kramer D3/271.3
D420,866 S * 2/2000 VanHalteren et al. D7/675
D444,682 S * 7/2001 Vargas et al. D7/675
D486,992 S 2/2004 Henry et al.

* cited by examiner

Primary Examiner—Caron D. Veynar

Assistant Examiner—Ricky Pham

(74) *Attorney, Agent, or Firm*—Adam K. Sacharoff; Much Shelist

(57) **CLAIM**

The ornamental design for a pan, as shown.

DESCRIPTION

FIG. 1 is a top perspective view of a pan showing my new design;

FIG. 2 is top view of FIG. 1;

FIG. 3 is a bottom view of FIG. 1;

FIG. 4 is a front view of FIG. 1;

FIG. 5 is a back view of FIG. 1;

FIG. 6 is a left side view of FIG. 1; and,

FIG. 7 is a right side view of FIG. 1.

1 Claim, 5 Drawing Sheets





FIG. 1

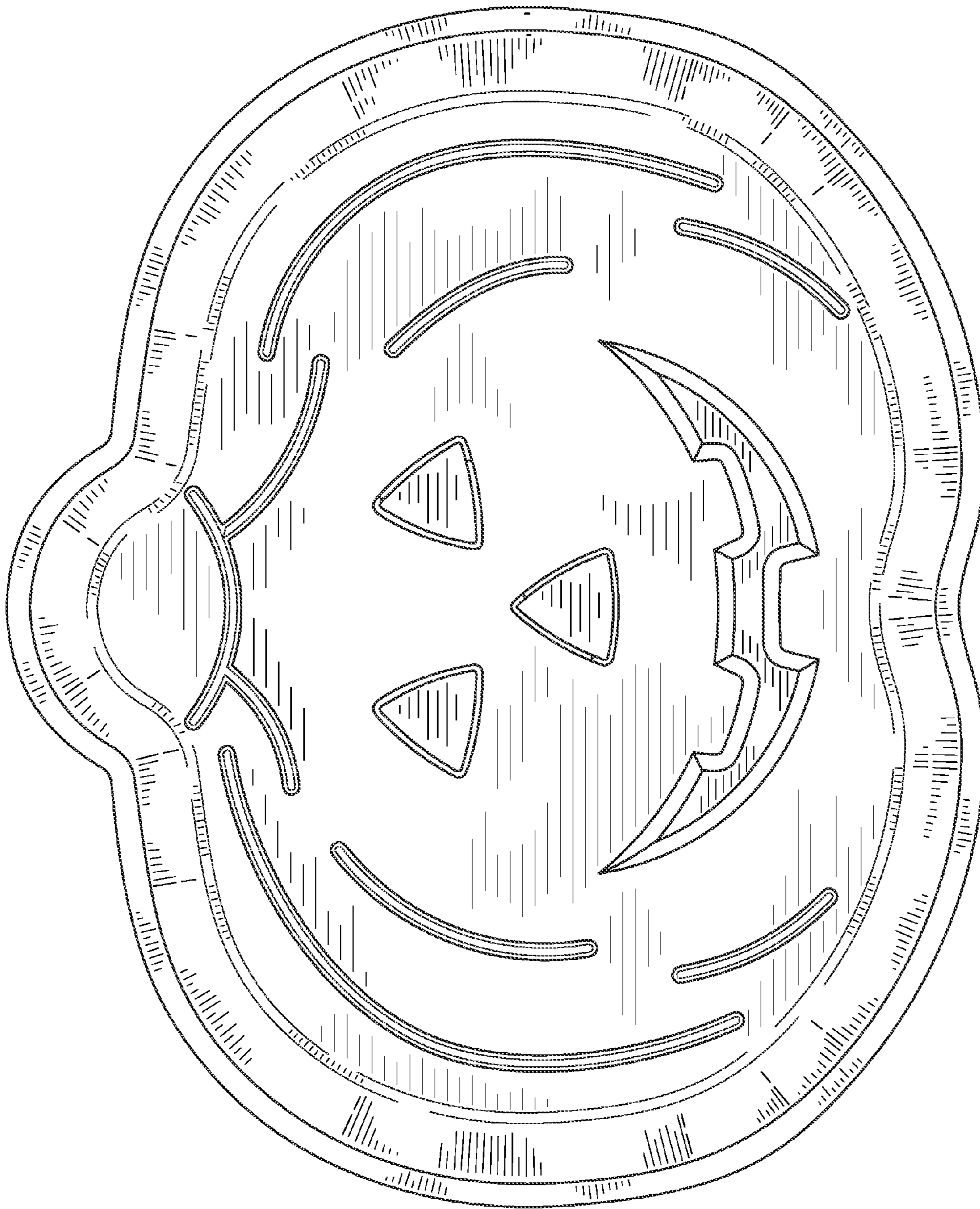


FIG. 2

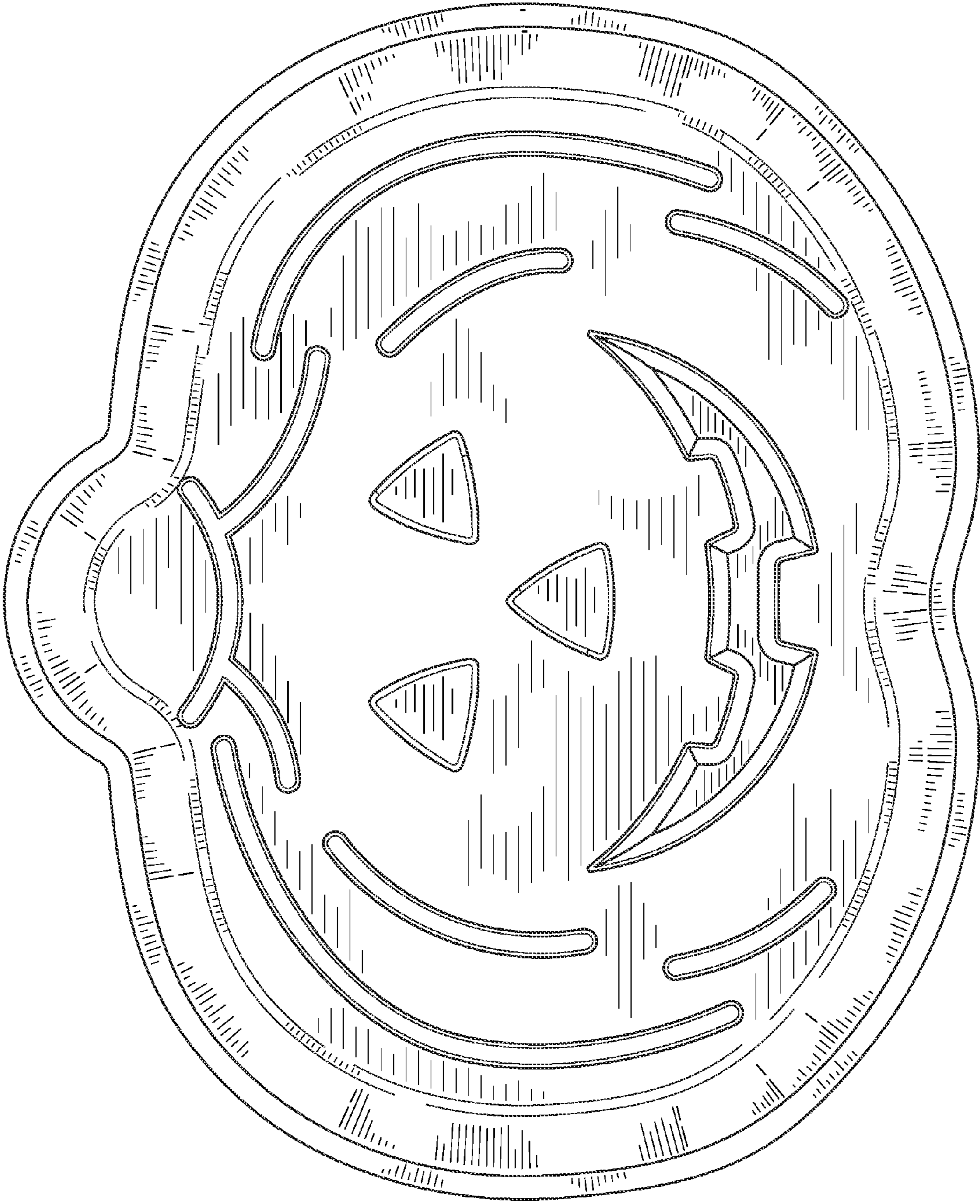


FIG. 3

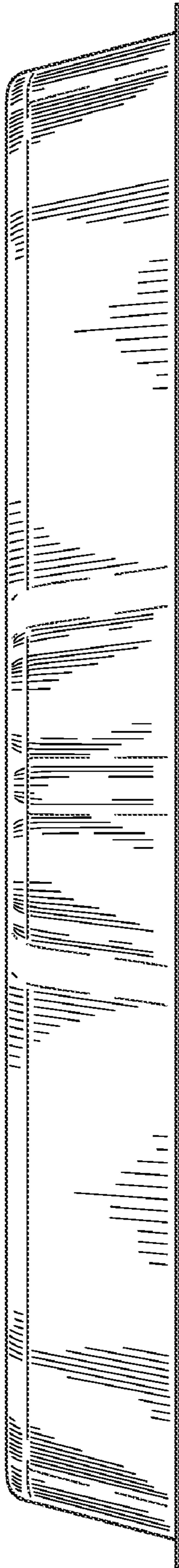


FIG. 4




FIG. 5

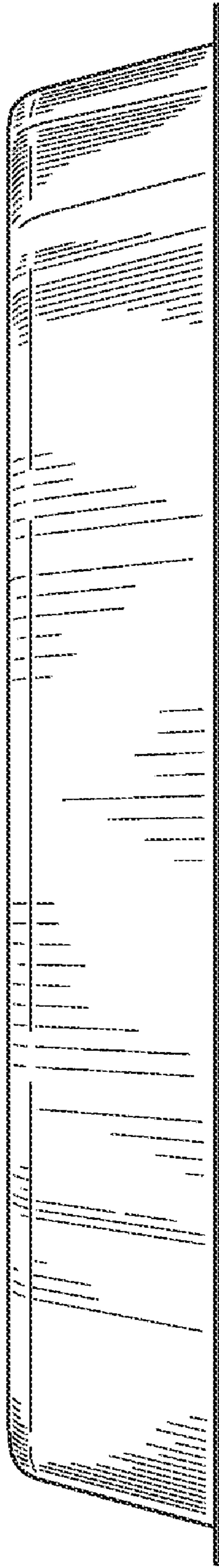


FIG. 6




FIG. 7