



US00D557538S

(12) **United States Design Patent**
Kessler

(10) **Patent No.:** **US D557,538 S**

(45) **Date of Patent:** **** Dec. 18, 2007**

(54) **HANGING STORAGE SHELVES**

2003/0230502 A1* 12/2003 Siegel 206/286
2005/0074187 A1* 4/2005 Sabounjan 383/38

(76) Inventor: **Melissa Kessler**, 148 Sutton Dr.,
Plainview, NY (US) 11803

* cited by examiner

(**) Term: **14 Years**

Primary Examiner—Cathron C. Brooks

Assistant Examiner—Angela Lee

(21) Appl. No.: **29/221,828**

(74) *Attorney, Agent, or Firm*—Michael L. Greenberg, Esq.;
Greenberg & Lieberman, LLC

(22) Filed: **Jan. 21, 2005**

(57) **CLAIM**

(51) **LOC (8) Cl.** **06-06**

The ornamental design for hanging storage shelves, as shown and described.

(52) **U.S. Cl.** **D6/514**

(58) **Field of Classification Search** D6/316,
D6/453, 512, 513, 514, 564, 570; D21/576,
D21/584, 611, 623; 108/59, 64, 67, 91; 206/9,
206/286, 289, 457; 211/13.1, 113, 118, 195;
312/6, 204; 383/38

See application file for complete search history.

DESCRIPTION

(56) **References Cited**

U.S. PATENT DOCUMENTS

1,730,898	A *	10/1929	Percival	383/38
1,847,066	A *	3/1932	Berg	312/6
3,039,599	A *	6/1962	Mintz	206/287
3,669,276	A *	6/1972	Woods	211/34
D331,666	S *	12/1992	Seay	D6/316
5,505,651	A *	4/1996	Coughlin	446/268
D429,091	S *	8/2000	Chen	D6/461
D435,378	S *	12/2000	Felsenthal	D6/514
D453,419	S *	2/2002	Kaplan	D3/271.2
D465,363	S *	11/2002	Ong	D6/514

FIG. 1 is a right side view of the present invention with head, arms and feet, the left side view being the mirror image thereof;

FIG. 2 is a front view of the present invention with head, arms and feet;

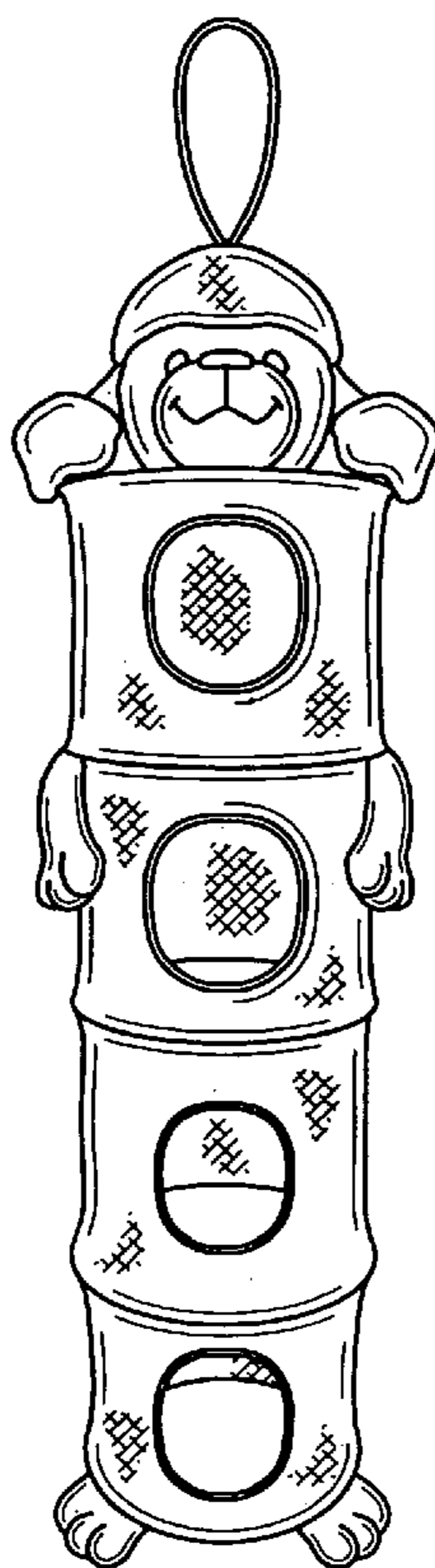
FIG. 3 is a back side view of the present invention with head, arms and feet;

FIG. 4 is a right side view of the present invention with head and arms, the left side view being the mirror image thereof;

FIG. 5 is a front side view of the present invention with head and arms; and,

FIG. 6 is a back side view of the present invention with head and arms.

1 Claim, 2 Drawing Sheets



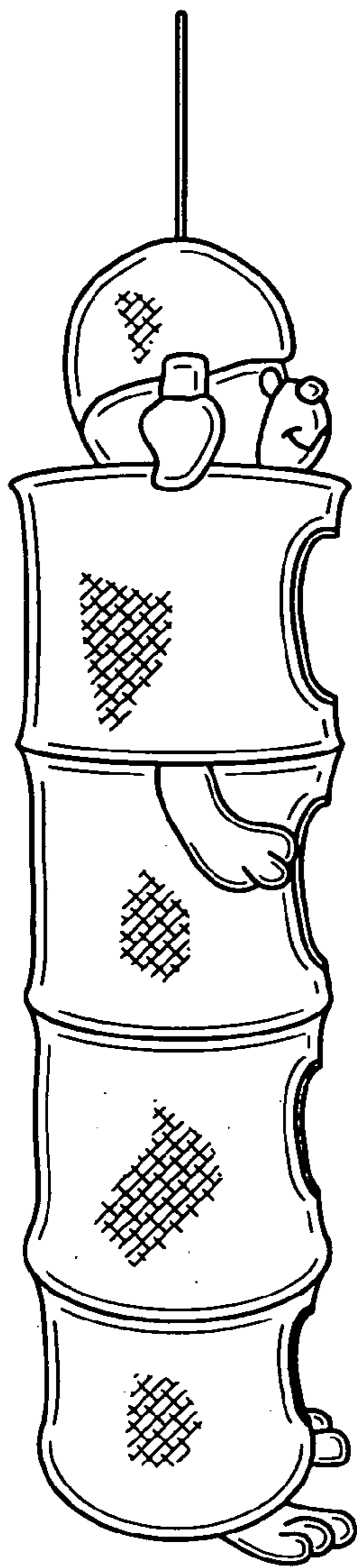


FIG. 1

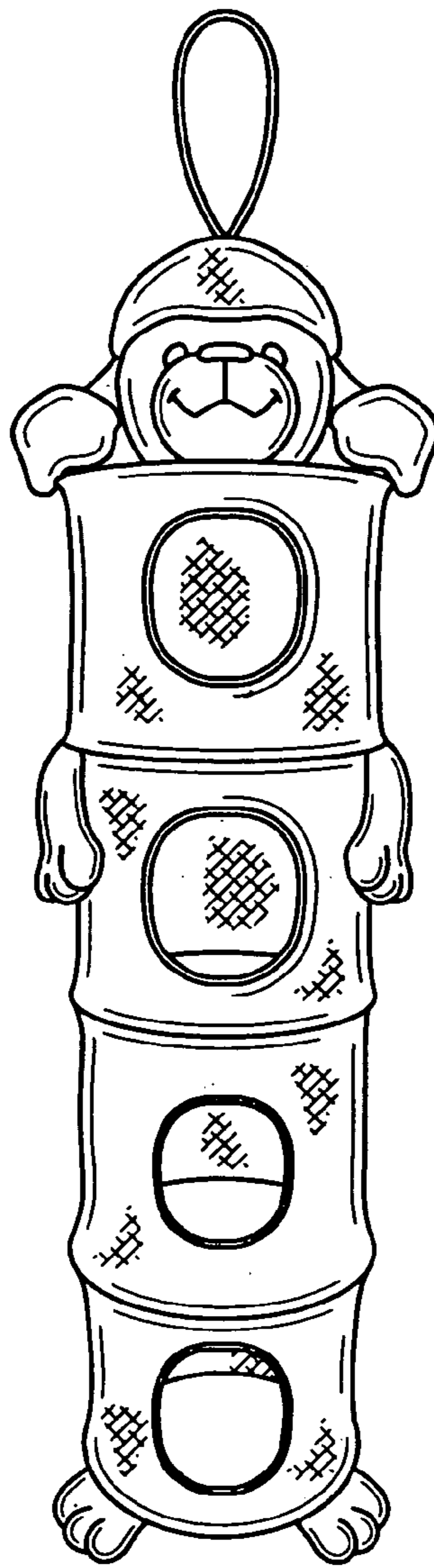


FIG. 2

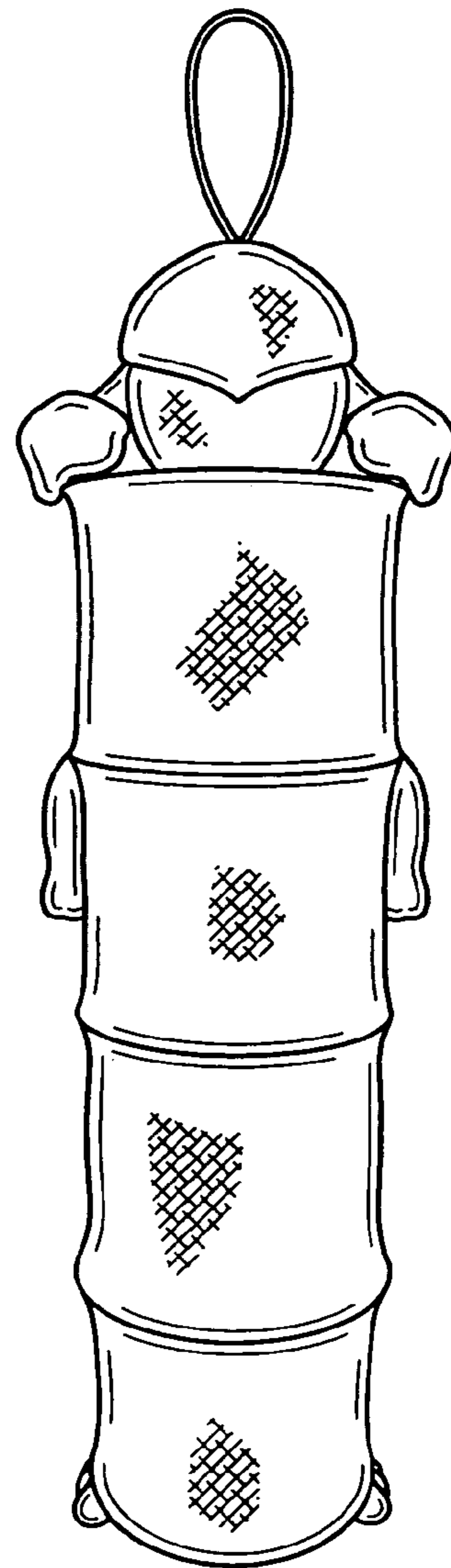


FIG. 3

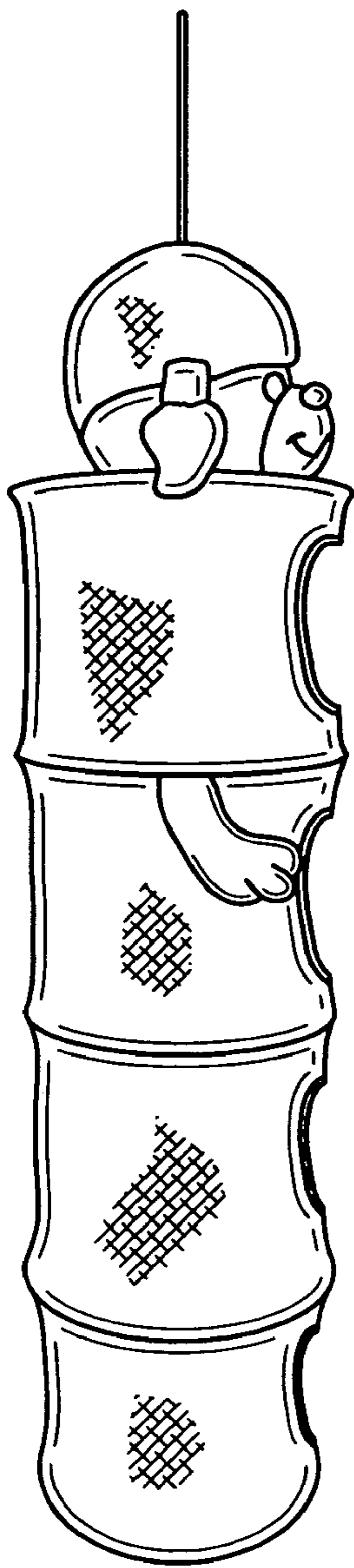


FIG. 4

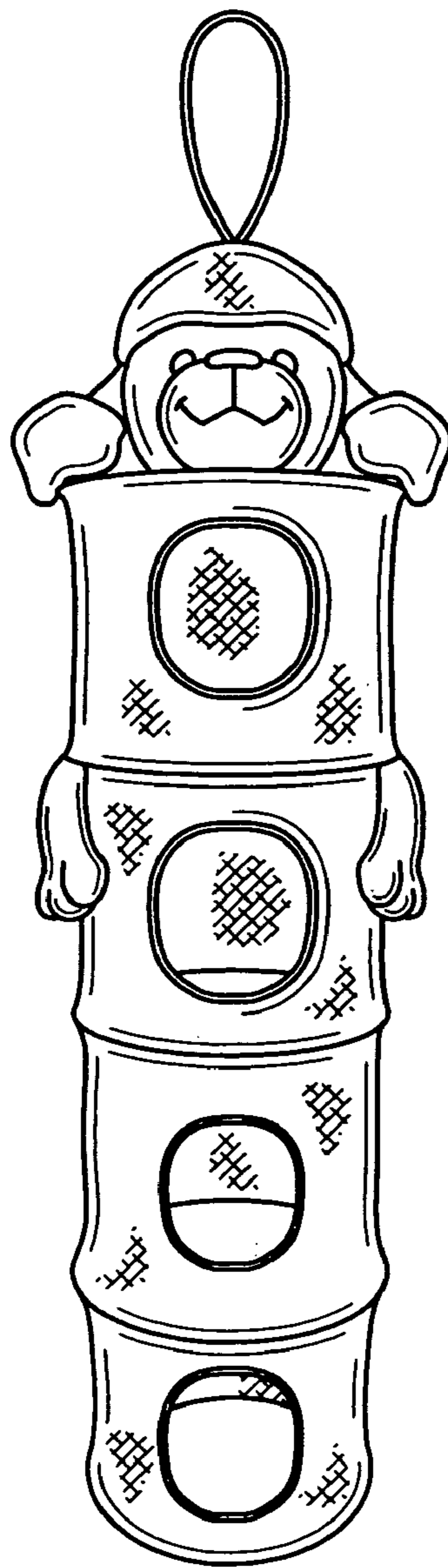


FIG. 5

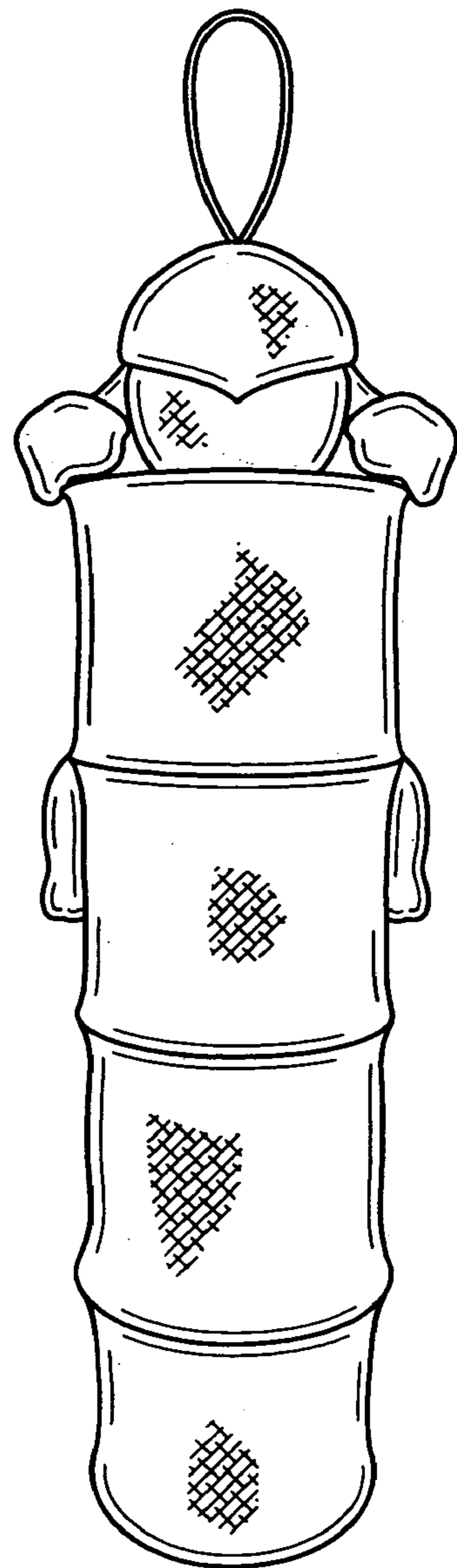


FIG. 6