



US00D557536S

(12) **United States Design Patent** (10) **Patent No.:** **US D557,536 S**  
**O'Hare et al.** (45) **Date of Patent:** **\*\* Dec. 18, 2007**

(54) **FURNITURE WITH EDGE MOULDING**

D507,429 S 7/2005 O'Hare

(75) Inventors: **Timothy M. O'Hare**, Oak Ridge, NC (US); **Scott M. Risdon**, Greensboro, NC (US)

(73) Assignee: **Thomasville Furniture Industries, Inc.**, Thomasville, NC (US)

(\*\*) Term: **14 Years**

(21) Appl. No.: **29/247,585**

(22) Filed: **Jun. 27, 2006**

(51) **LOC (8) Cl.** ..... **06-04**

(52) **U.S. Cl.** ..... **D6/511**

(58) **Field of Classification Search** ..... D6/441,  
D6/446, 470, 477-479, 510-511

See application file for complete search history.

(56) **References Cited**

**U.S. PATENT DOCUMENTS**

D419,796 S *	2/2000	O'Hare	.....	D6/441
D424,831 S *	5/2000	O'Hare	.....	D6/445
D430,754 S *	9/2000	Wistehuff, Sr.	.....	D6/441
D459,121 S *	6/2002	Smith	.....	D6/511
D459,615 S	7/2002	Stanton		
D469,627 S	2/2003	Stanton		
D489,921 S *	5/2004	Wanek et al.	.....	D6/441

**OTHER PUBLICATIONS**

Dresser, Villa Soleil Collection, Thomasville Furniture Industries, Inc., p. 8, 2003.

Night Stand, Serafina Collection, Thomasville Furniture Industries, Inc., p. 6, 2000.

Dutch Chest, Ebanista, date unknown, available as of Jun. 26, 2006.

\* cited by examiner

*Primary Examiner*—Elizabeth A. Albert

*Assistant Examiner*—Kelley A. Donnelly

(74) *Attorney, Agent, or Firm*—Jack B. Hicks; Womble Carlyle Sandridge & Rice, PLLC

(57) **CLAIM**

The ornamental design for furniture with edge moulding, as shown and described.

**DESCRIPTION**

FIG. 1 is a right front perspective view of furniture with edge moulding showing my new design with a rounded edge;

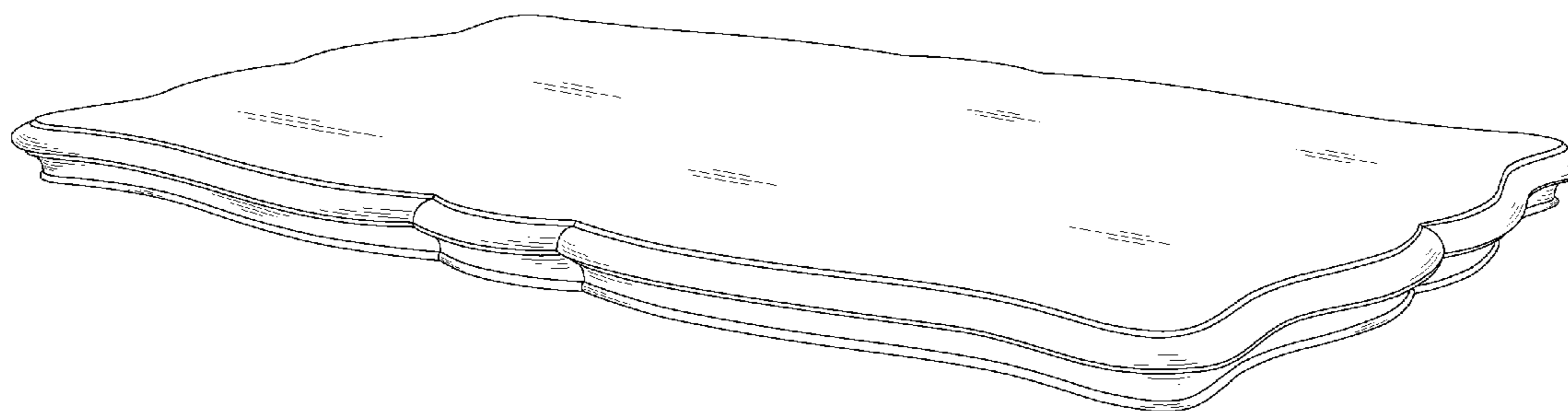
FIG. 2 is a front elevational view thereof;

FIG. 3 is a side elevational view, the opposite side being a mirror image thereof;

FIG. 4 is a top view thereof; and,

FIG. 5 is a right front perspective view thereof, and including broken lines indicating representative environmental elements.

**1 Claim, 5 Drawing Sheets**



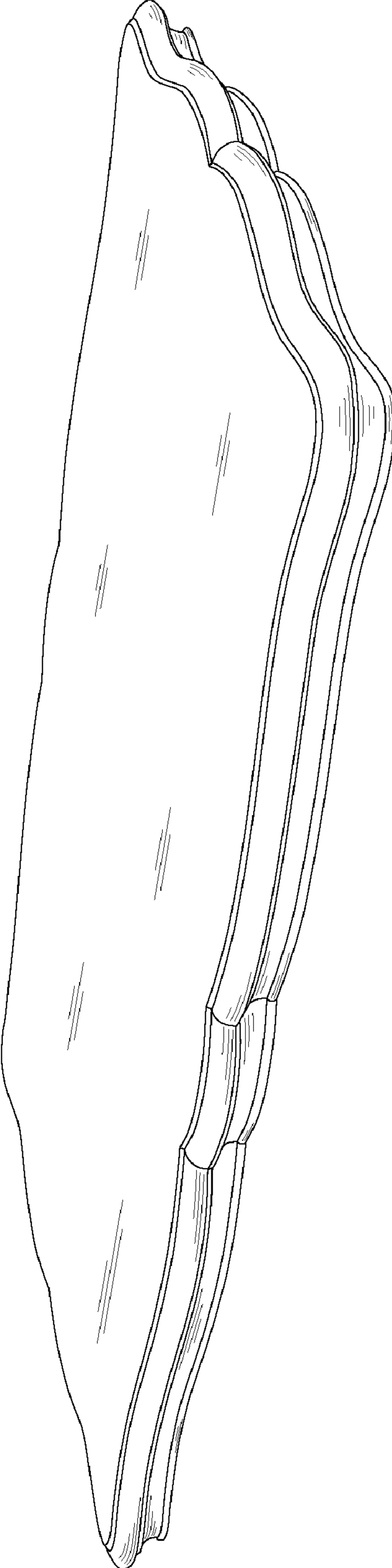


FIG. 1

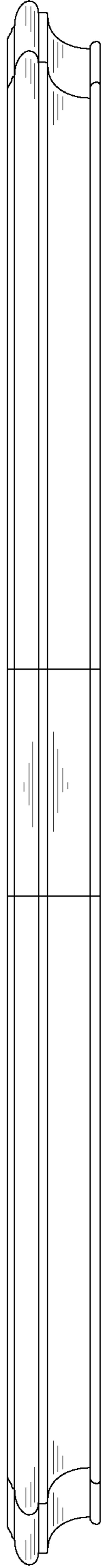


FIG. 2

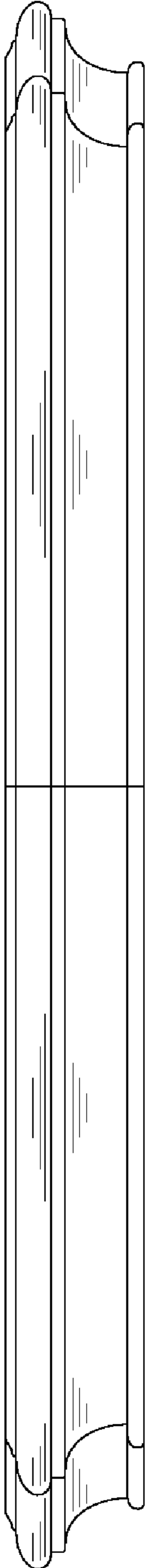
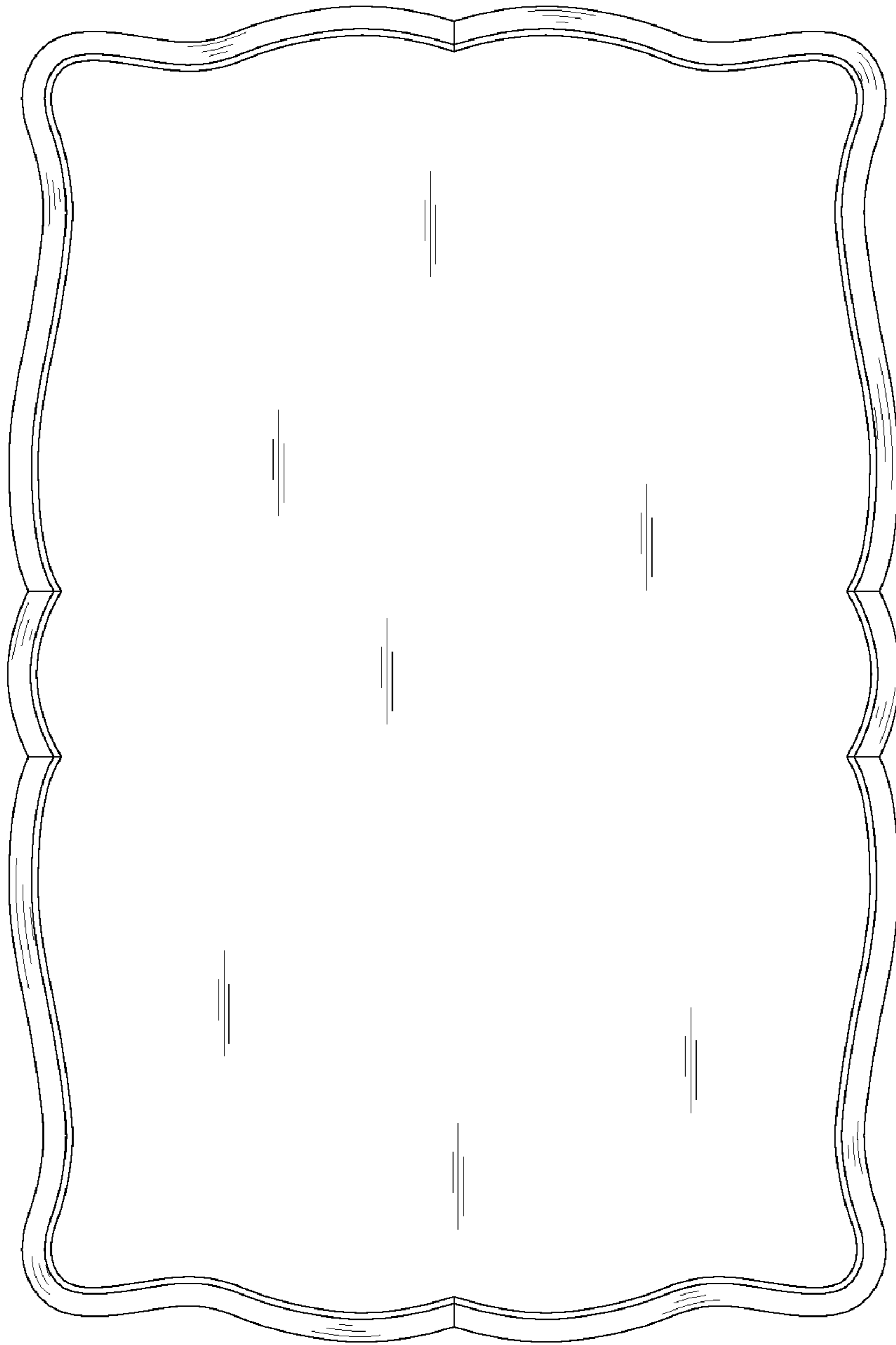


FIG. 3



**FIG. 4**

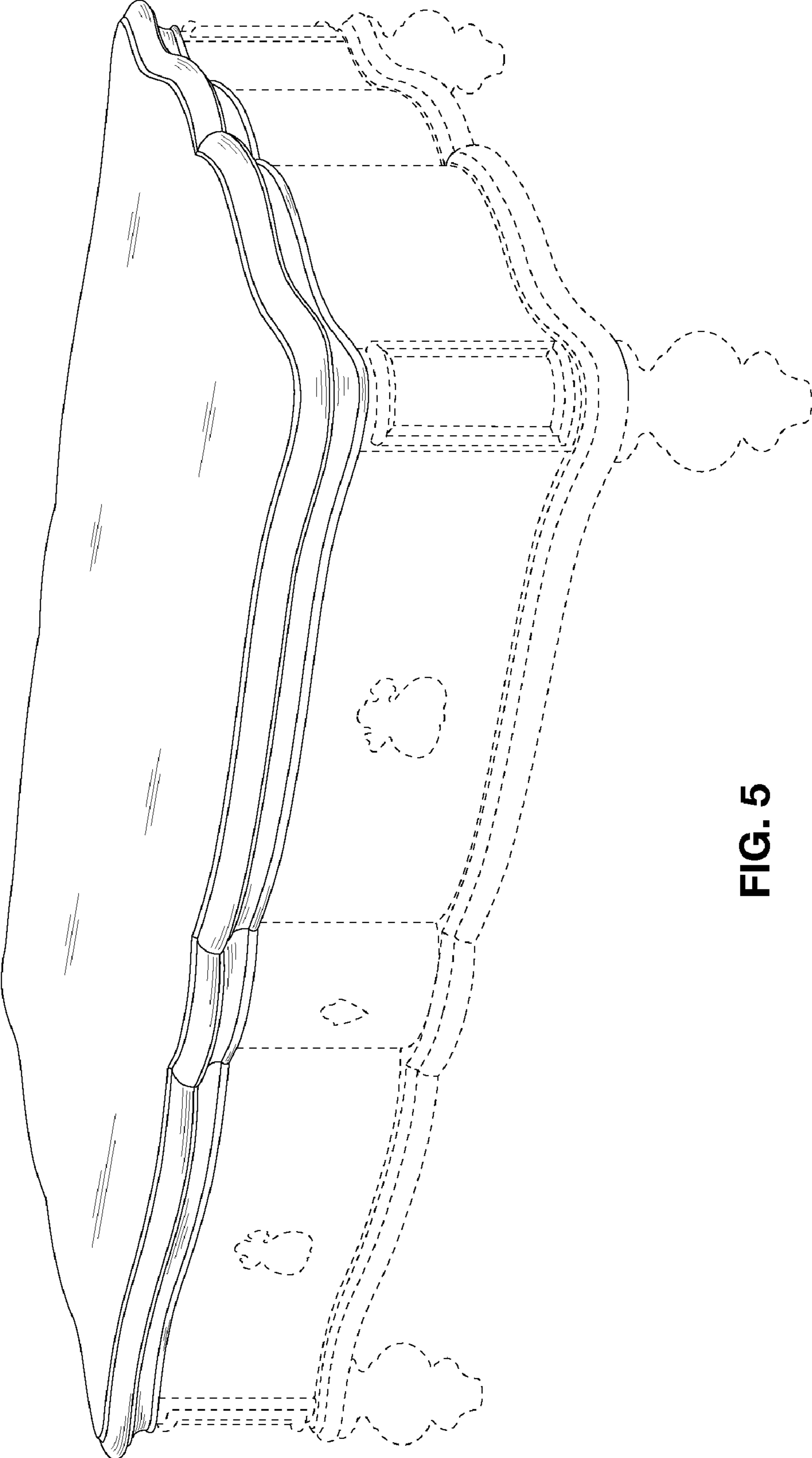


FIG. 5