



US00D557528S

(12) **United States Design Patent**
True

(10) **Patent No.:** **US D557,528 S**

(45) **Date of Patent:** **** Dec. 18, 2007**

(54) **WELT CORD AND STITCH PATTERN FOR A
BACK REST FOR A CHAIR**

D536,200 S * 2/2007 Vong D6/500
D536,554 S * 2/2007 True D6/500
D538,071 S * 3/2007 Egger D6/500
D538,073 S * 3/2007 McDiarmid et al. D6/500

(75) **Inventor:** **Alan L. True**, San Juan Capistrano, CA
(US)

* cited by examiner

(73) **Assignee:** **True Seating Concepts, LLC** (MU)

Primary Examiner—Mimosa De

Assistant Examiner—Abraham Bahta

(**) **Term:** **14 Years**

(74) *Attorney, Agent, or Firm*—Morland C. Fischer

(21) **Appl. No.:** **29/232,947**

(57) **CLAIM**

(22) **Filed:** **Jun. 27, 2005**

The ornamental design for a welt cord and stitch pattern for back rest for a chair, as shown and described.

(51) **LOC (8) Cl.** **06-01**

(52) **U.S. Cl.** **D6/500**

(58) **Field of Classification Search** D6/334–336,
D6/500–502, 364–368, 356, 374; 297/452.21,
297/452.26, 452.29, 452.32, 452.37, 452.48,
297/452.24, 452.33

DESCRIPTION

See application file for complete search history.

FIG. 1 is a perspective view showing the top, left side and front of a back rest for a chair having the welt cord and stitch pattern which form my new design, the broken lines showing other parts of the chair being for illustrative purposes only and forming no part of my design;

(56) **References Cited**

U.S. PATENT DOCUMENTS

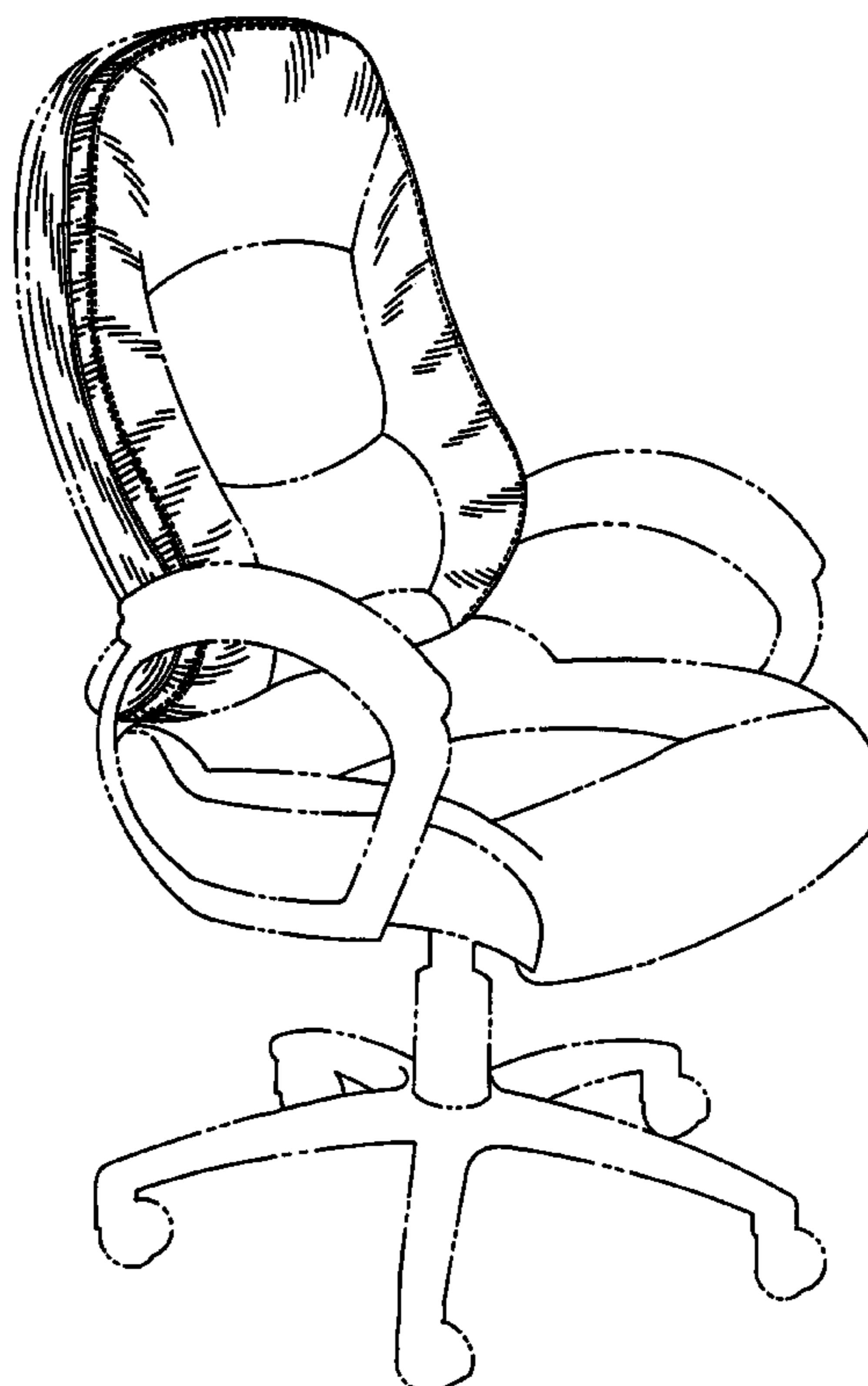
D507,907 S * 8/2005 True D6/500
D508,352 S * 8/2005 True D6/500
D510,215 S * 10/2005 True D6/500
D531,433 S * 11/2006 Johnson D6/500
D532,633 S * 11/2006 Smith D6/500
D533,376 S * 12/2006 Vong D6/500
D535,127 S * 1/2007 Egger D6/500
D535,502 S * 1/2007 Egger D6/500

FIG. 2 is an enlarged detail of the welt cord and stitch pattern on the backrest taken from the detail outlined in FIG. 1; and,

FIG. 3 is a cross-section taken along lines 3—3 of FIG. 2.

The short broken lines shown in FIGS. 1 and 2 are understood to represent stitching and the long dashed lines shown on the side backrest, armrests, seat and base in FIGS. 1 and 3 are for illustrative purposes and form no part of the claimed design.

1 Claim, 2 Drawing Sheets



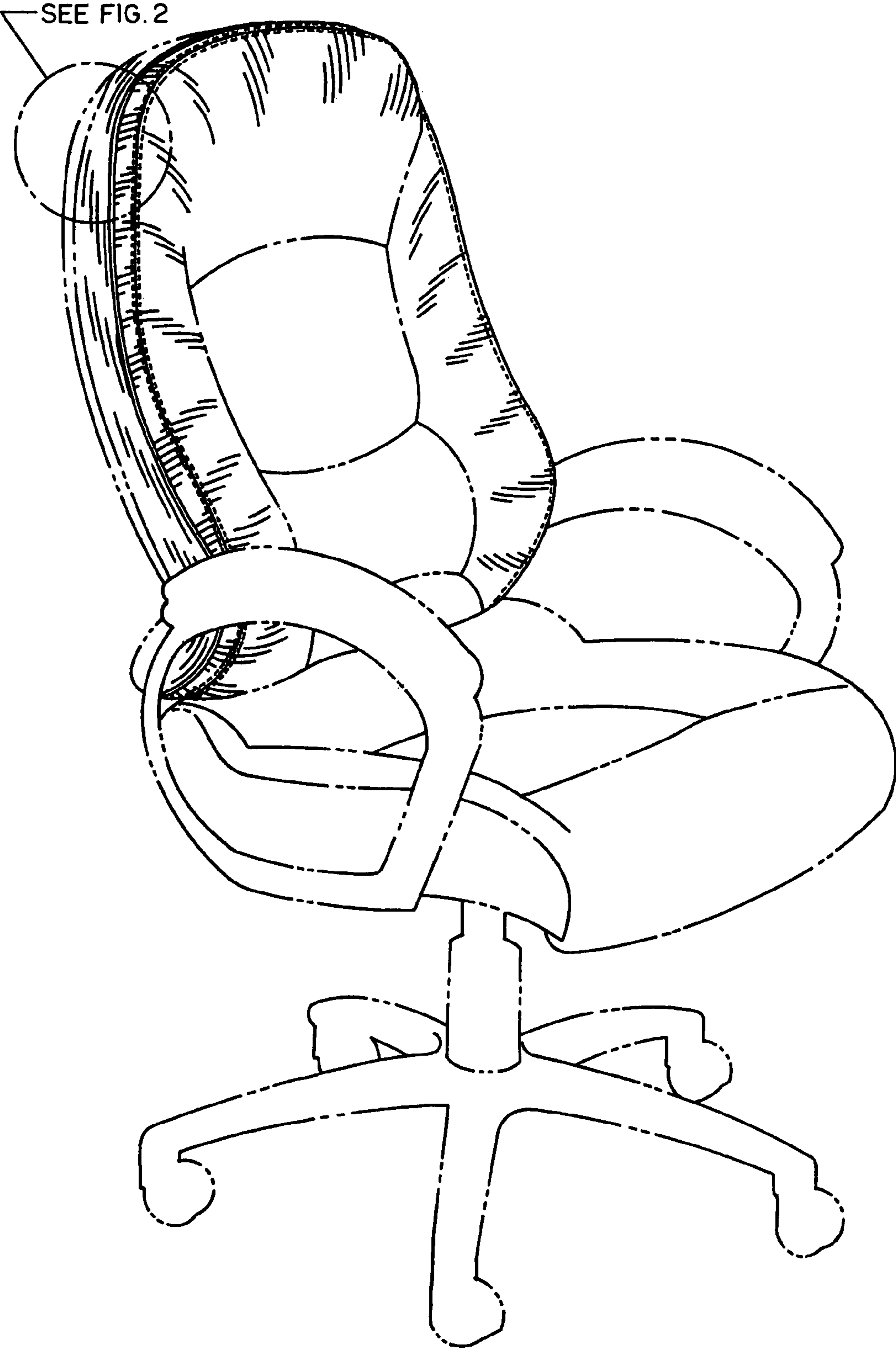


FIG. 1

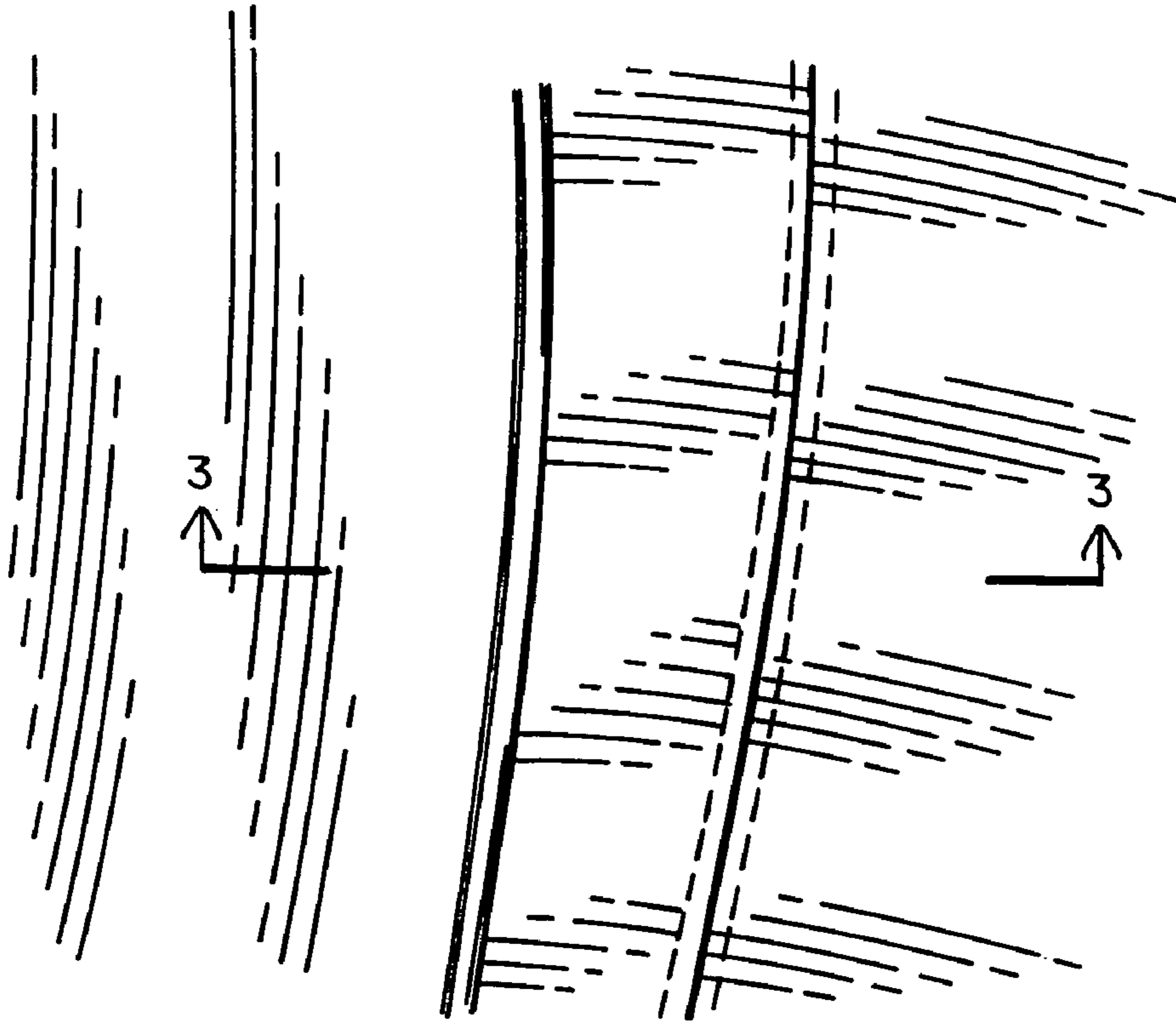


FIG. 2




FIG. 3