



US00D557523S

(12) **United States Design Patent**  
**Tadlock**

(10) **Patent No.:** **US D557,523 S**

(45) **Date of Patent:** **\*\* Dec. 18, 2007**

(54) **SPIRAL-COLUMN TABLE**

(75) Inventor: **Angela D Tadlock**, Washington, WV  
(US)

(73) Assignee: **Danser, Inc.**, Parkersburg, WV (US)

(\*\*) Term: **14 Years**

(21) Appl. No.: **29/247,516**

(22) Filed: **Jun. 23, 2006**

(51) **LOC (8) Cl.** ..... **06-03**

(52) **U.S. Cl.** ..... **D6/486**

(58) **Field of Classification Search** ..... D6/480-489,  
D6/495-499, 429, 511; 108/150, 153.1,  
108/155, 156, 157.1, 161; 248/188, 188.1,  
248/188.8

See application file for complete search history.

(56) **References Cited**

**U.S. PATENT DOCUMENTS**

D287,555 S \* 1/1987 Bickle ..... D6/486

D299,896 S \* 2/1989 Harrell ..... D6/574  
D329,769 S \* 9/1992 Martin ..... D6/497  
D436,270 S \* 1/2001 Kane ..... D6/486  
D461,069 S \* 8/2002 Keller ..... D6/479

\* cited by examiner

*Primary Examiner*—Janice E. Seeger

(74) *Attorney, Agent, or Firm*—John J. Giblin, Jr.; Anthony  
P. Tokarz; Bowles Rice McDavid Graff & Love LLP

(57) **CLAIM**

The ornamental design for a spiral-column table, as shown  
and described.


**DESCRIPTION**

FIG. 1 is a perspective view of the spiral-column table

FIG. 2 is a front elevational view of the spiral-column table,  
the right, left and rear elevational views being substantially  
identical; and,

FIG. 3 is a top plan view of the spiral-column table.

**1 Claim, 3 Drawing Sheets**






FIG. 1




FIG. 2




FIG. 3