



US00D557507S

(12) **United States Design Patent** (10) **Patent No.:** **US D557,507 S**
Davis (45) **Date of Patent:** **** Dec. 18, 2007**

(54) **FABRIC CONSTRUCTION**

(75) Inventor: **J. Michael Davis**, Stuart, VA (US)
(73) Assignee: **The Quantum Group, Inc.**, Colfax, NC (US)
(**) Term: **14 Years**
(21) Appl. No.: **29/285,379**
(22) Filed: **Mar. 28, 2007**

OTHER PUBLICATIONS

U.S. Appl. No. 29/254,425, Davis.

(Continued)

Primary Examiner—T. Chase Nelson
Assistant Examiner—Karen Acker

(51) **LOC (8) Cl.** **05-05**
(52) **U.S. Cl.** **D5/47**
(58) **Field of Classification Search** D5/1-3,
D5/5, 7, 8, 11, 13-16, 19, 20, 23-28, 30,
D5/32, 35-37, 39, 43, 45, 47, 49, 50, 52-66,
D5/99; D2/749, 994; D6/582, 583, 595,
D6/596, 598, 603-606, 608, 613-616, 617,
D6/619, 622; D7/396.4, 396.5; D24/124-126;
D25/142, 152; 5/413 AM, 709; 156/148,
156/209; 162/134, 140, 231; 428/17, 18,
428/151, 154, 156, 171, 187, 198, 199, 540,
428/542.2, 542.6, 919, 904.4
See application file for complete search history.

(57) **CLAIM**

The ornamental design for a fabric construction, as shown and described.

DESCRIPTION

FIG. 1 is a top plan view of a fabric construction embodying my design;
FIG. 2 is a front elevational view thereof as seen along lines 2—2 in FIG. 1;
FIG. 3 is a rear elevational view thereof as seen along lines 3—3 in FIG. 1;
FIG. 4 is a left side elevational view thereof as seen along lines 4—4 in FIG. 1;
FIG. 5 is a right side elevational view thereof as seen along lines 5—5 in FIG. 1; and,
FIG. 6 is a bottom plan view thereof.

(56) **References Cited**

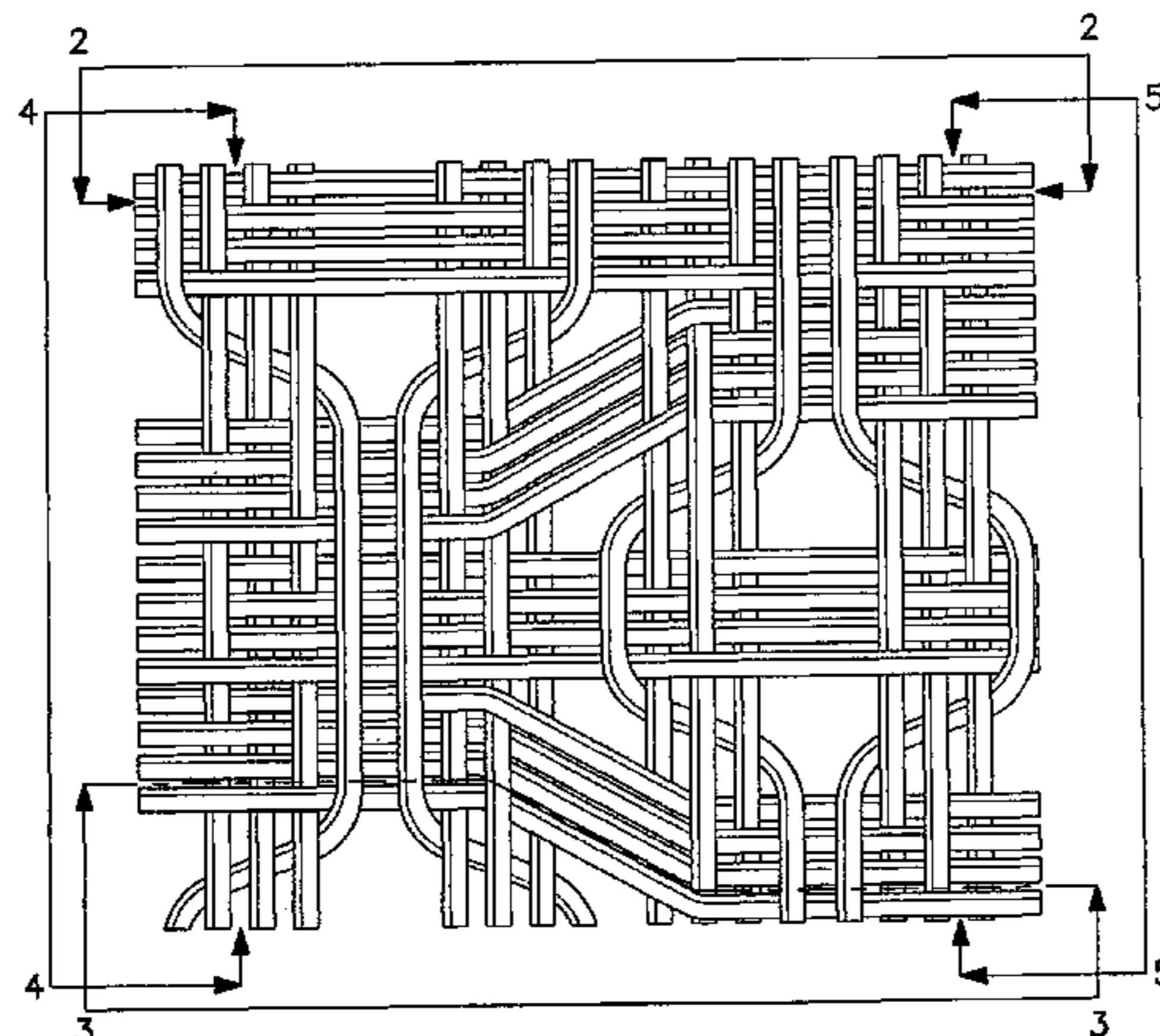
U.S. PATENT DOCUMENTS

D11,976 S *	10/1880	Bean	D5/47
D27,231 S *	6/1897	Graham	D5/47
D34,119 S *	2/1901	Baron	D5/47
757,851 A *	4/1904	Waitzfelder	66/193
D40,948 S *	10/1910	Wood	D5/19
1,135,582 A *	4/1915	Henkels	87/10
D61,590 S *	10/1922	Messina	D5/63
1,786,569 A *	12/1930	Lee	139/383 R
1,950,559 A *	3/1934	Kendrick	139/421
D95,794 S *	6/1935	Barnum	D5/19
D95,795 S *	6/1935	Barnum	D5/19
D95,796 S *	6/1935	Barnum	D5/19
D96,295 S *	7/1935	Barnum	D5/19

The lines and arrows in FIG. 1 indicate the viewpoint of FIGS. 2 through 5. The first set of arrows, adjacent their respective reference figure numbers, indicate the direction from which the figure view is seen, and the second set of arrows, attached at the ends of their respective first arrows and perpendicular to those arrows, indicate the depth of those views depicted. For clarity of depiction, only the edge of the design back to the point indicated by the second set of arrows is shown in the front, rear, left and right side elevational views (FIGS. 2 through 5). For further clarity, lines 3—3 include a dashed line along the second set of arrows to indicate the depth of the view depicted. The arrows, associated lines, dashed line and reference numbers form no part of the claimed design.

(Continued)

1 Claim, 4 Drawing Sheets



U.S. PATENT DOCUMENTS

2,052,088 A * 8/1936 Drumheller 66/190
 2,118,108 A * 5/1938 Riley 66/190
 2,276,099 A * 3/1942 Scherfel 198/820
 2,359,953 A * 10/1944 Whewell et al. 139/416
 2,384,079 A * 9/1945 Davis 66/182
 D183,257 S * 7/1958 Holder et al. D2/994
 3,558,412 A * 1/1971 Kurz 428/197
 D239,420 S * 4/1976 Clark D2/994
 3,986,374 A * 10/1976 Fane 66/190
 4,450,196 A * 5/1984 Kamat 428/197
 4,510,192 A * 4/1985 Inoue et al. 428/151
 4,942,077 A * 7/1990 Wendt et al. 428/152
 5,077,116 A * 12/1991 Lefkowitz 428/141
 D342,163 S * 12/1993 Lesner D5/47
 5,328,759 A * 7/1994 McCormack et al. 442/402
 5,954,097 A * 9/1999 Boutilier 139/383 A
 D473,383 S 4/2003 Bruner et al.
 D476,161 S * 6/2003 Salway et al. D5/47
 D477,918 S 8/2003 Bruner et al.
 D477,919 S 8/2003 Bruner et al.
 D478,217 S 8/2003 Bruner et al.
 D481,872 S * 11/2003 Hennel et al. D5/47

D495,150 S * 8/2004 Hennel et al. D5/47
 D495,888 S * 9/2004 Hennel et al. D5/47
 6,790,314 B2 * 9/2004 Burazin et al. 162/109
 D496,795 S * 10/2004 Hennel et al. D5/47
 D496,796 S * 10/2004 Hennel et al. D5/47
 D497,260 S * 10/2004 Hennel et al. D5/47
 D502,325 S * 3/2005 Hennel et al. D5/47
 D531,817 S 11/2006 Bruner et al.
 D533,723 S 12/2006 Davis
 D534,357 S 1/2007 Davis
 D537,256 S 2/2007 Davis
 7,201,024 B2 4/2007 Hirayama et al. 66/192

OTHER PUBLICATIONS

U.S. Appl. No. 29/257,424, Davis.
 U.S. Appl. No. 29/254,406, Davis.
 Pending Design Application for: Fabric Construction; filed herewith of J. Michael Davis, for (4) pages of drawings, Mar. 28, 2007.
 Pending Design Application for: Fabric Construction; filed herewith of J. Michael Davis and Jeffrey W. Bruner, for (4) pages of drawings, Mar. 28, 2007.
 * cited by examiner

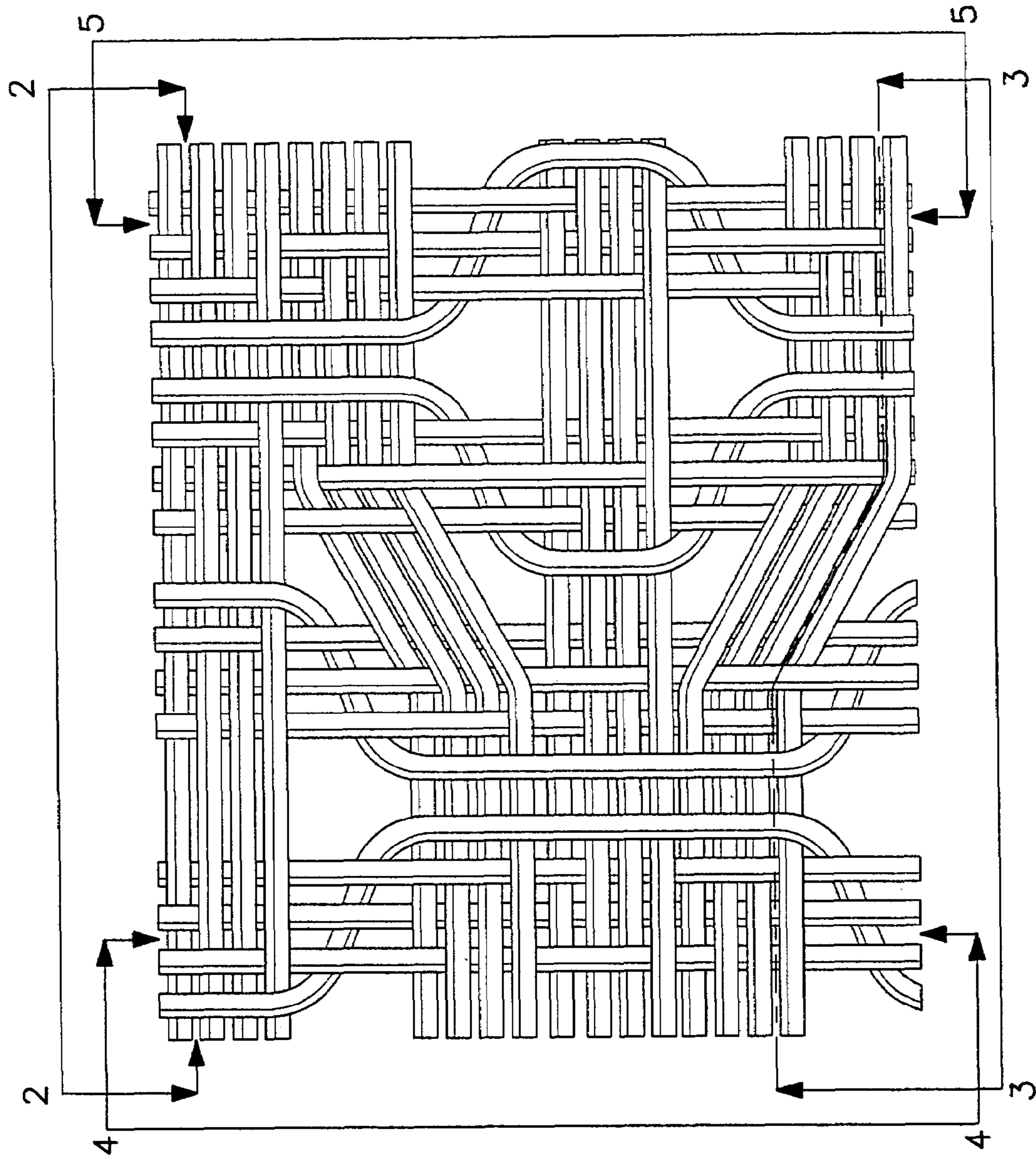


FIG. 1

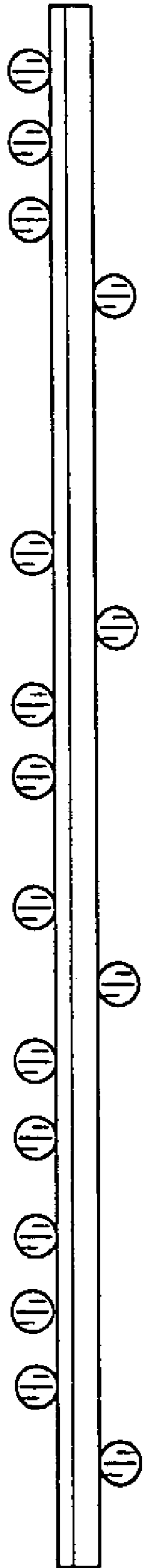


FIG. 2

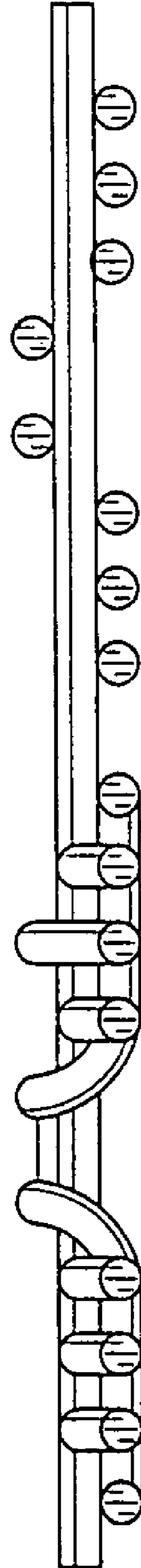


FIG. 3

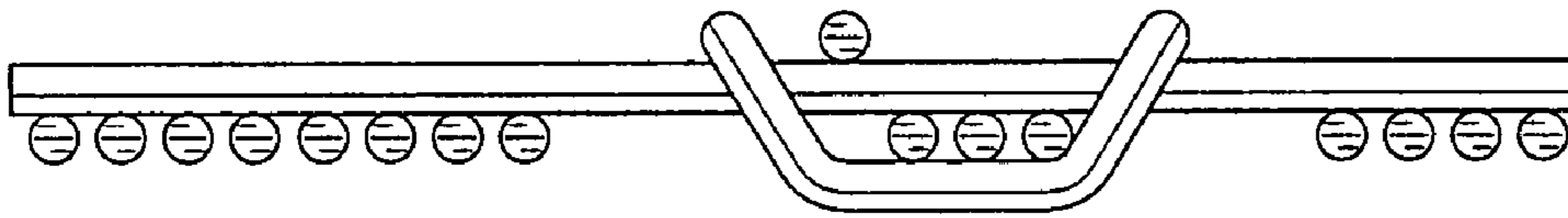


FIG. 5

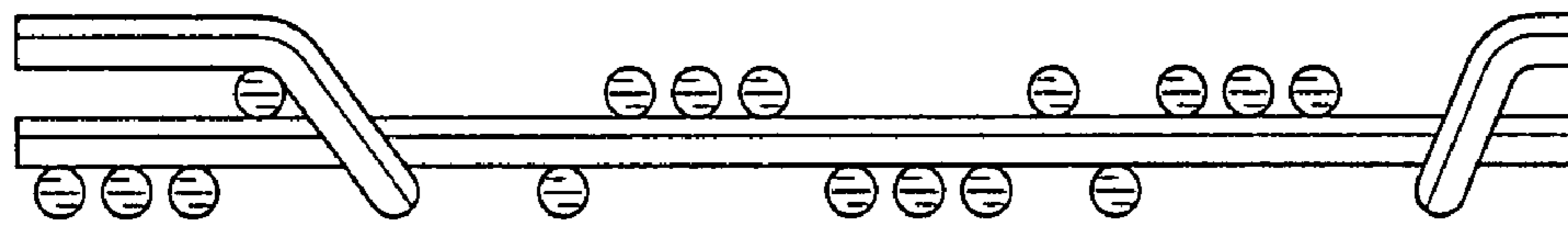


FIG. 4




FIG. 6