



US00D557505S

(12) **United States Design Patent**
Hohlbein

(10) **Patent No.:** **US D557,505 S**

(45) **Date of Patent:** **** Dec. 18, 2007**

(54) **HANDLE FOR A TOOTHBRUSH**

(75) Inventor: **Douglas J. Hohlbein**, Pennington, NJ
(US)

(73) Assignee: **Colgate-Palmolive Company**, New
York, NY (US)

(**) Term: **14 Years**

(21) Appl. No.: **29/213,756**

(22) Filed: **Sep. 23, 2004**

Related U.S. Application Data

(63) Continuation of application No. 10/843,135, filed on
May 11, 2004, which is a continuation-in-part of
application No. PCT/US03/27455, filed on Sep. 4,
2003.

(51) **LOC (8) Cl.** **04-02**

(52) **U.S. Cl.** **D4/111**

(58) **Field of Classification Search** D4/104-112,
D4/127, 132, 138; 15/143.1, 167.1, 167.2,
15/111, 159.1, 160; 16/430, 431, 902, DIG. 18,
16/DIG. 19; 132/308-311, 321; D28/65;
401/156, 183-186

See application file for complete search history.

(56) **References Cited**

U.S. PATENT DOCUMENTS

D94,303 S * 1/1935 Hadley D4/111

D112,719 S * 12/1938 Miller D4/111
D161,873 S * 2/1951 Rosengard D4/111
4,911,187 A * 3/1990 Castillo 132/321
D378,711 S * 4/1997 Occhetti D4/108
D461,894 S * 8/2002 Jansheski, Jr. D24/152
D478,424 S * 8/2003 Saindon et al. D4/104

* cited by examiner

Primary Examiner—Cathron Brooks

Assistant Examiner—Lavone D. Tabor

(74) *Attorney, Agent, or Firm*—Michael Wallace, Jr.

(57) **CLAIM**

The ornamental design for a handle for a toothbrush, as
shown and described.

DESCRIPTION

FIG. 1 is a perspective front view of a handle for a
toothbrush showing my new design;

FIG. 2 is a front view thereof;

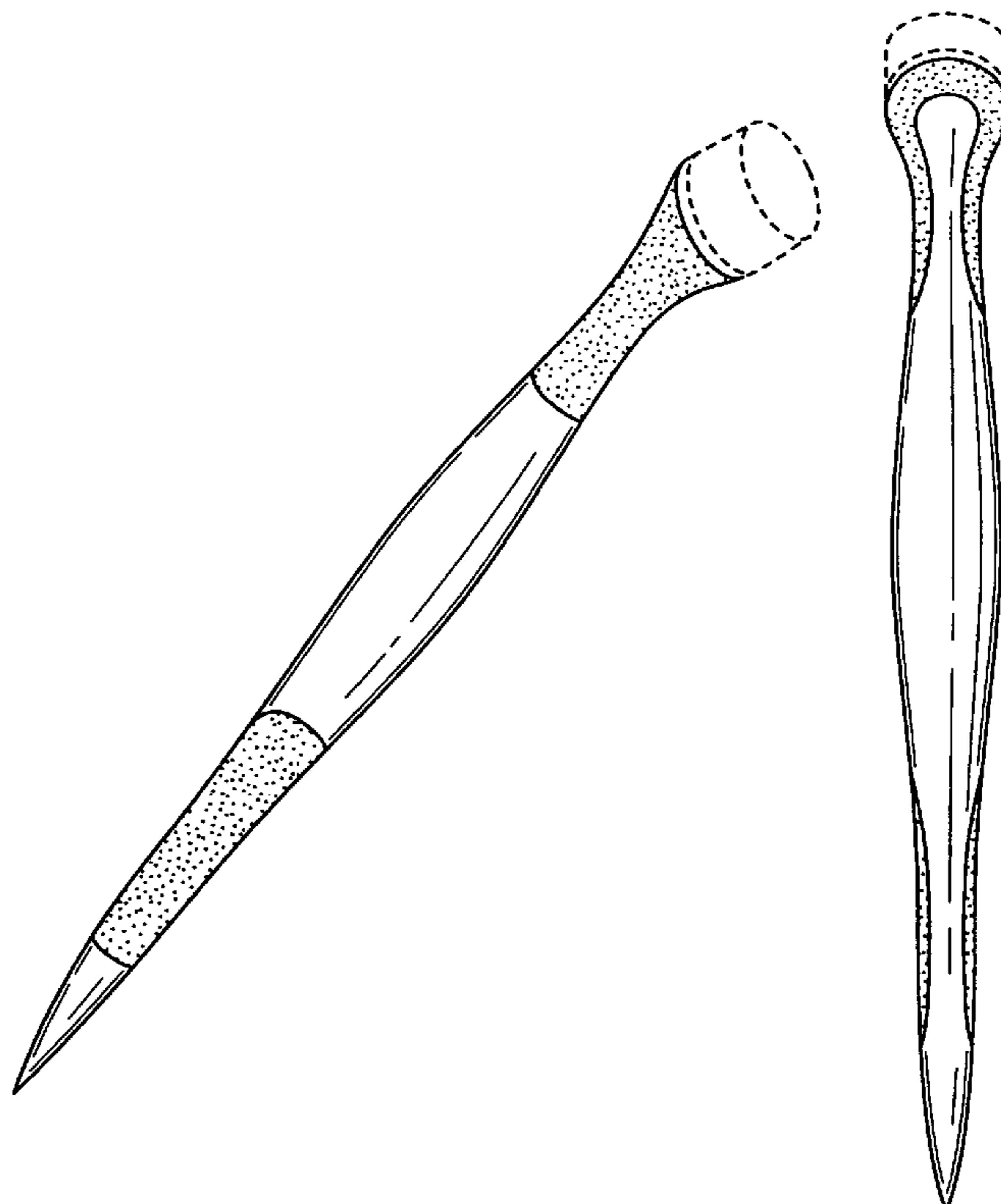
FIG. 3 is a back view thereof;

FIG. 4 is a left side view thereof; and,

FIG. 5 is a right side view thereof.

The contrast in shading techniques merely represents a
contrast in appearance and no specific colors, materials, or
textures are claimed. The broken line schematic showing of
the head is for illustrative purposes only and forms no part
of the claimed design.

1 Claim, 3 Drawing Sheets



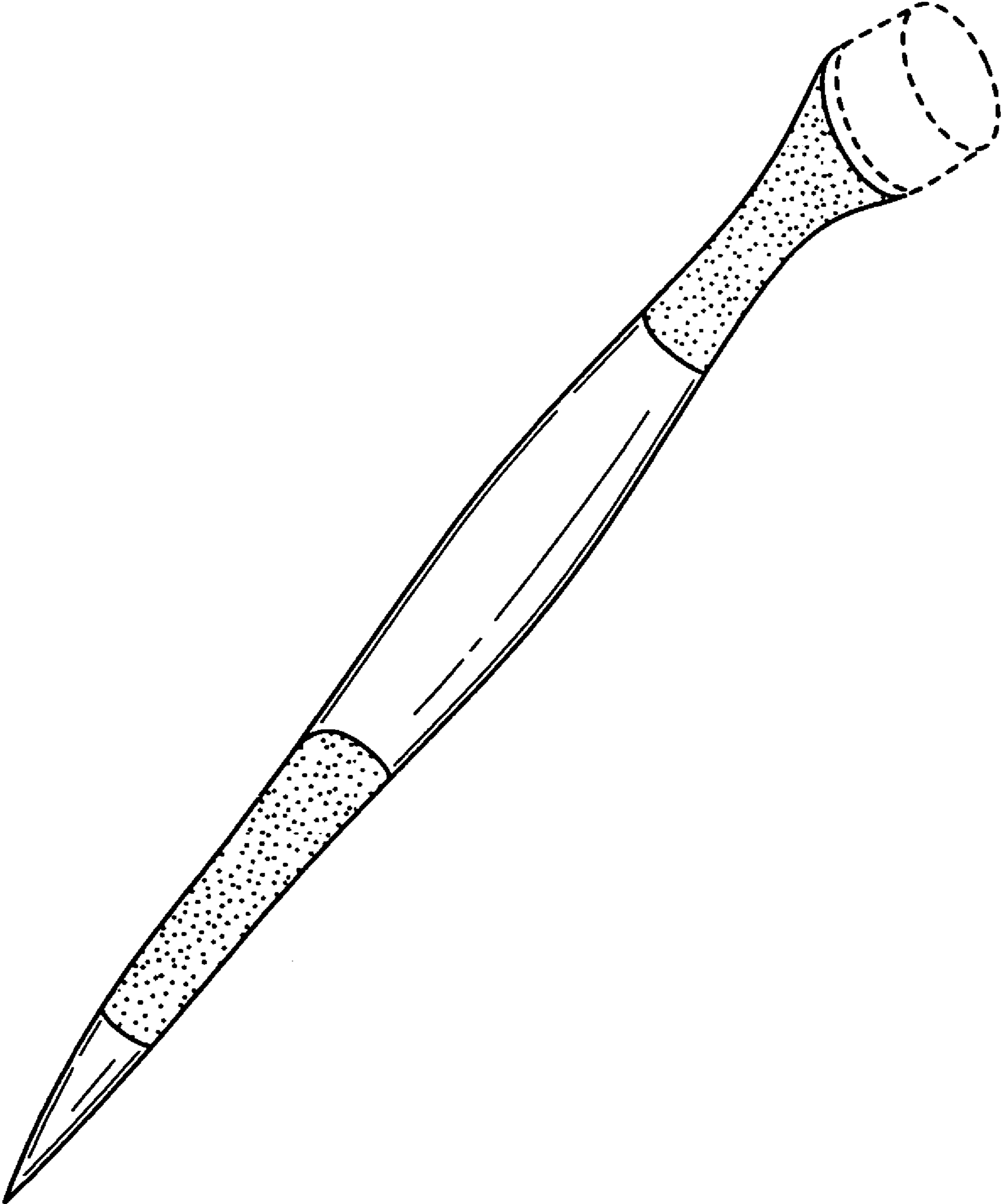


FIG. 1

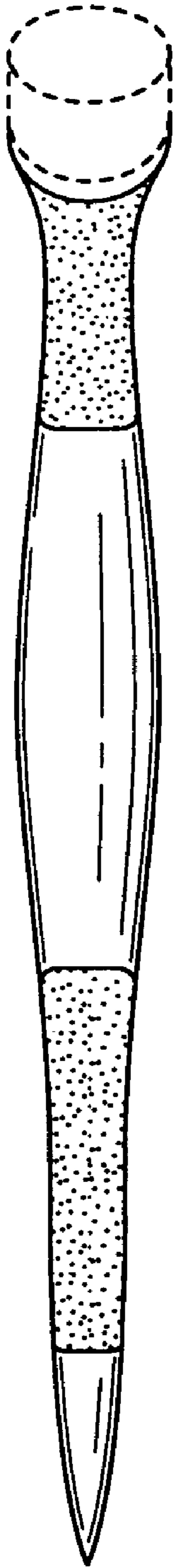


FIG. 2

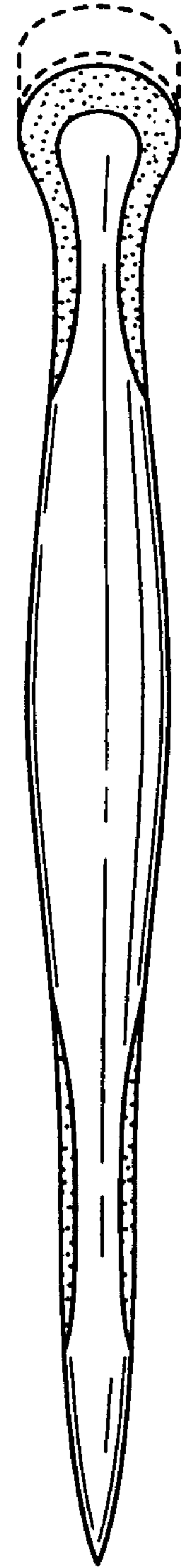


FIG. 3

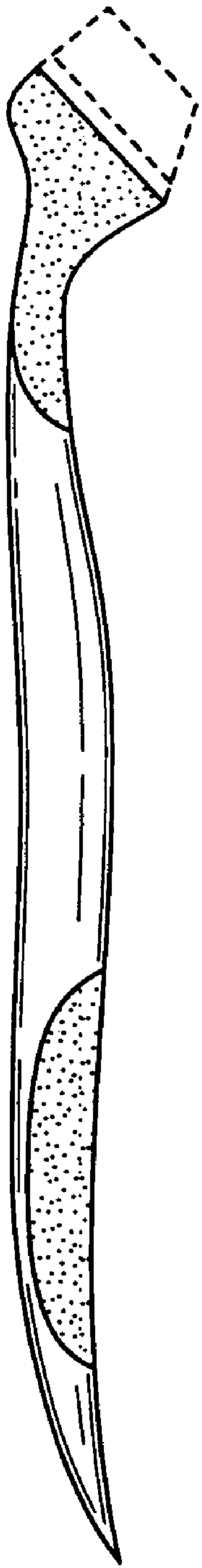


FIG. 4

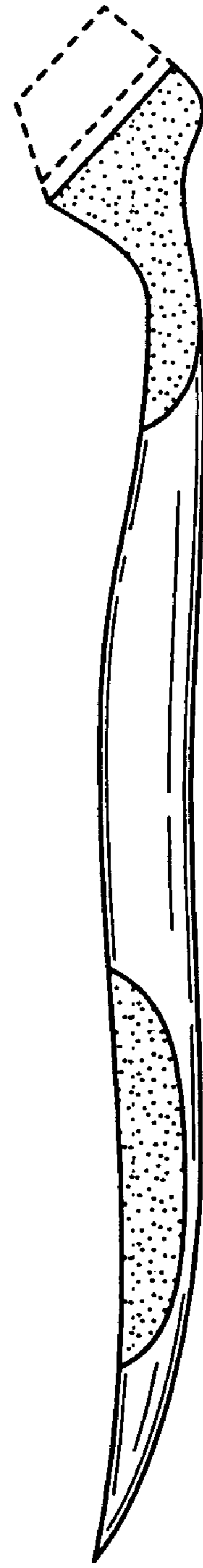


FIG. 5