



US00D557499S

(12) **United States Design Patent**  
**Friedman**

(10) **Patent No.:** **US D557,499 S**

(45) **Date of Patent:** **\*\* Dec. 18, 2007**

- (54) **SPORT THEMED STORAGE BAG**
- (75) Inventor: **Scott L. Friedman**, Hermosa Beach, CA (US)
- (73) Assignee: **Allegro Mfg., Inc.**, Commerce, CA (US)
- (\*\*) Term: **14 Years**
- (21) Appl. No.: **29/236,866**
- (22) Filed: **Aug. 23, 2005**
- (51) **LOC (8) Cl.** ..... **03-01**
- (52) **U.S. Cl.** ..... **D3/271.9; D3/301**
- (58) **Field of Classification Search** ..... D3/205, D3/216-217, 234, 238, 257, 270, 271.1, 271.9, D3/301, 901, 904; D7/907; 190/100, 110-112, 190/115, 903; 206/457  
See application file for complete search history.

- D481,252 S \* 10/2003 Fung ..... D6/632
- D482,523 S \* 11/2003 Friou ..... D3/226
- D484,353 S \* 12/2003 Tung ..... D6/632
- D505,594 S \* 5/2005 Minor et al. .... D7/606
- D521,727 S \* 5/2006 Albini ..... D3/238

\* cited by examiner

*Primary Examiner*—Philip S. Hyder  
*Assistant Examiner*—RoseLynne (Ulm) Cody  
(74) *Attorney, Agent, or Firm*—Lawrence Cruz

(57) **CLAIM**

The ornamental design for a sports themed storage bag, as shown and described.

**DESCRIPTION**

FIG. 1 is a front left hand perspective view of the sports themed storage bag showing my new design;

FIG. 2 is a front elevational view of the sports themed storage bag as illustrated in FIG. 1;

FIG. 3 is a rear elevational view of the sports themed storage bag of FIG. 1;

FIG. 4 is a left hand elevational view of the sports themed storage bag as illustrated in FIG. 1;

FIG. 5 is a right hand elevational view of the sports themed storage bag of FIG. 1;

FIG. 6 is a top plan view of the sports themed storage bag of FIG. 1;

FIG. 7 is a bottom plan view of the sports themed storage bag of FIG. 1; and,

FIG. 8 is an actual size view of a portion of the surface of the outer material for the sports themed storage bag illustrating the pebbled, outside surface of the material.

The sports themed storage bag of FIGS. 1-7 is based on the outer surface of a conventional football sports ball design. The illustrated stippling in FIGS. 1-7 represents the pebbling of the material as illustrated in FIG. 8.

(56) **References Cited**

U.S. PATENT DOCUMENTS

- D93,987 S \* 12/1934 Lynn ..... D3/238
- D226,147 S \* 1/1973 Sosa ..... D3/238
- D226,344 S \* 2/1973 Loomis ..... D3/238
- D230,102 S \* 1/1974 Reneau ..... D3/238
- D230,216 S \* 1/1974 Tibbs ..... D3/238
- D230,217 S \* 1/1974 Tibbs ..... D3/238
- D231,586 S \* 5/1974 Lazo de la Vega ..... D3/238
- D231,590 S \* 5/1974 McKinney ..... D6/597
- D232,130 S \* 7/1974 Burkett ..... D3/238
- D246,873 S \* 1/1978 Kling ..... D3/238
- D248,189 S \* 6/1978 Loomis ..... D3/271.9
- D335,956 S \* 6/1993 Lucas ..... D3/238
- D341,295 S \* 11/1993 Thorpe ..... D7/710
- D349,009 S \* 7/1994 Minor ..... D7/606
- D365,443 S \* 12/1995 Wu ..... D3/226
- D375,833 S \* 11/1996 Dixon et al. .... D3/217
- D394,348 S \* 5/1998 Aliff ..... D3/238
- D401,117 S \* 11/1998 Anderson et al. .... D7/606
- D411,715 S \* 6/1999 Hansen ..... D7/606
- D471,708 S \* 3/2003 Rugg ..... D3/257
- D472,048 S \* 3/2003 Rugg ..... D3/257

**1 Claim, 3 Drawing Sheets**

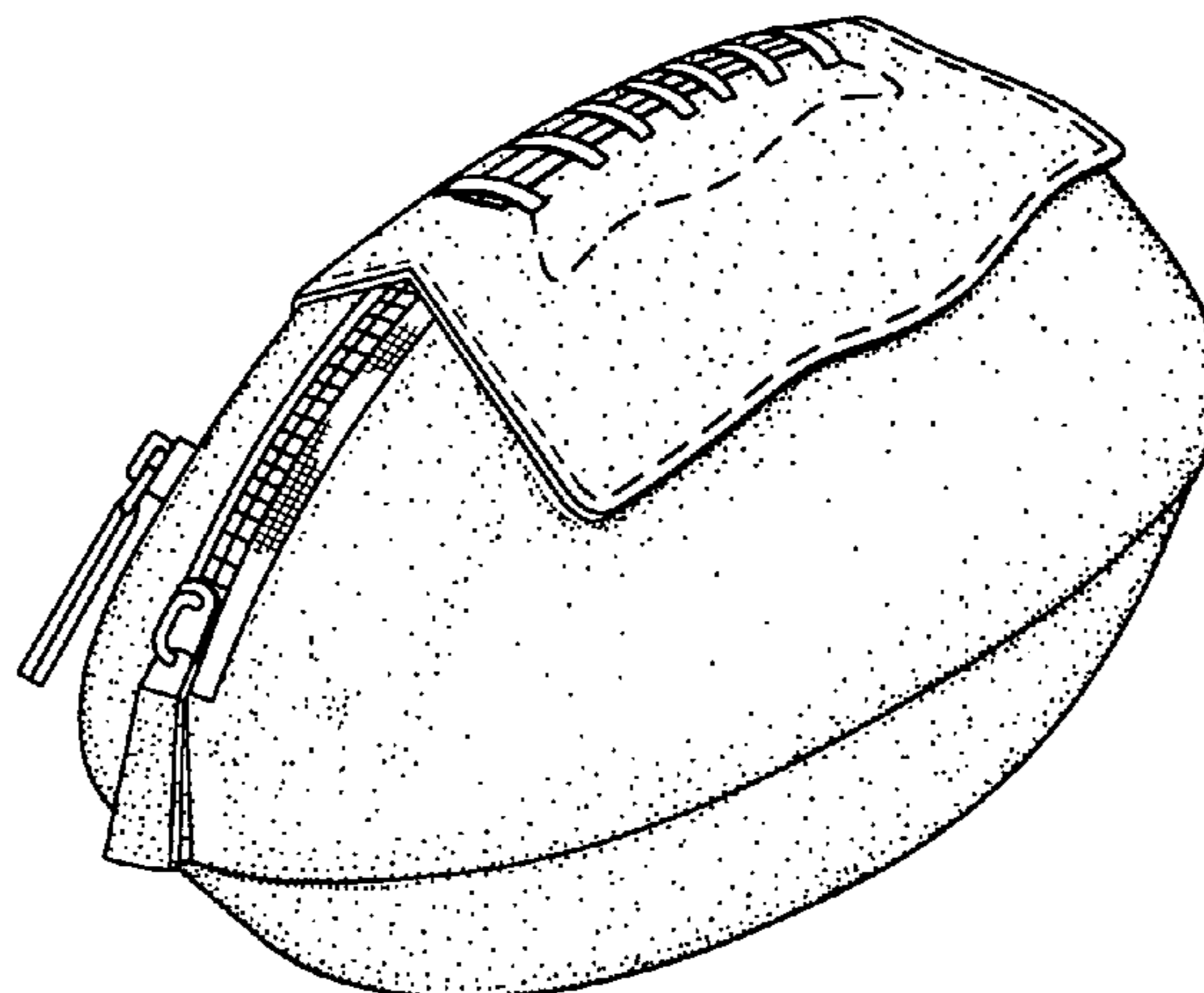


FIG. 1

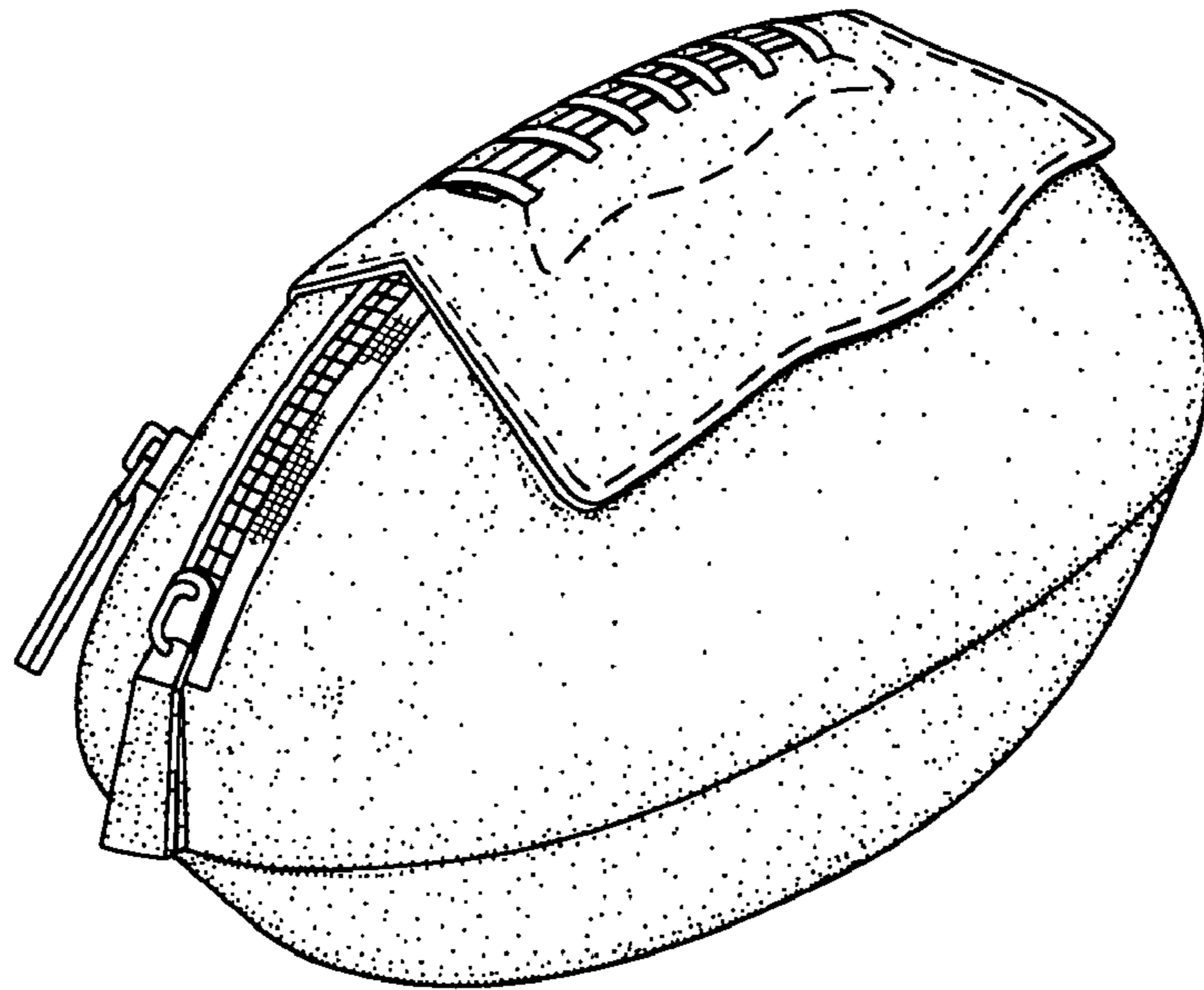


FIG. 2

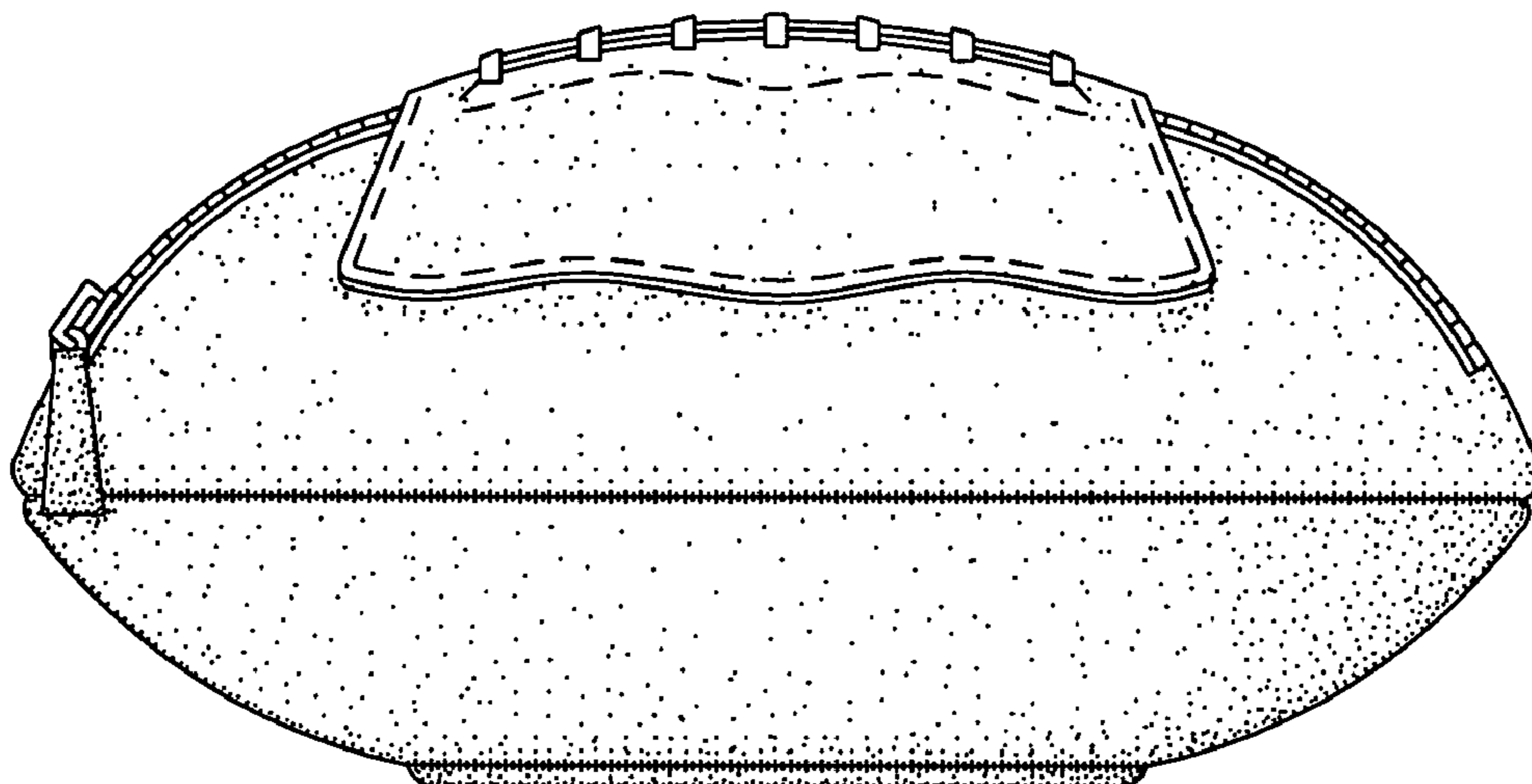


FIG. 3

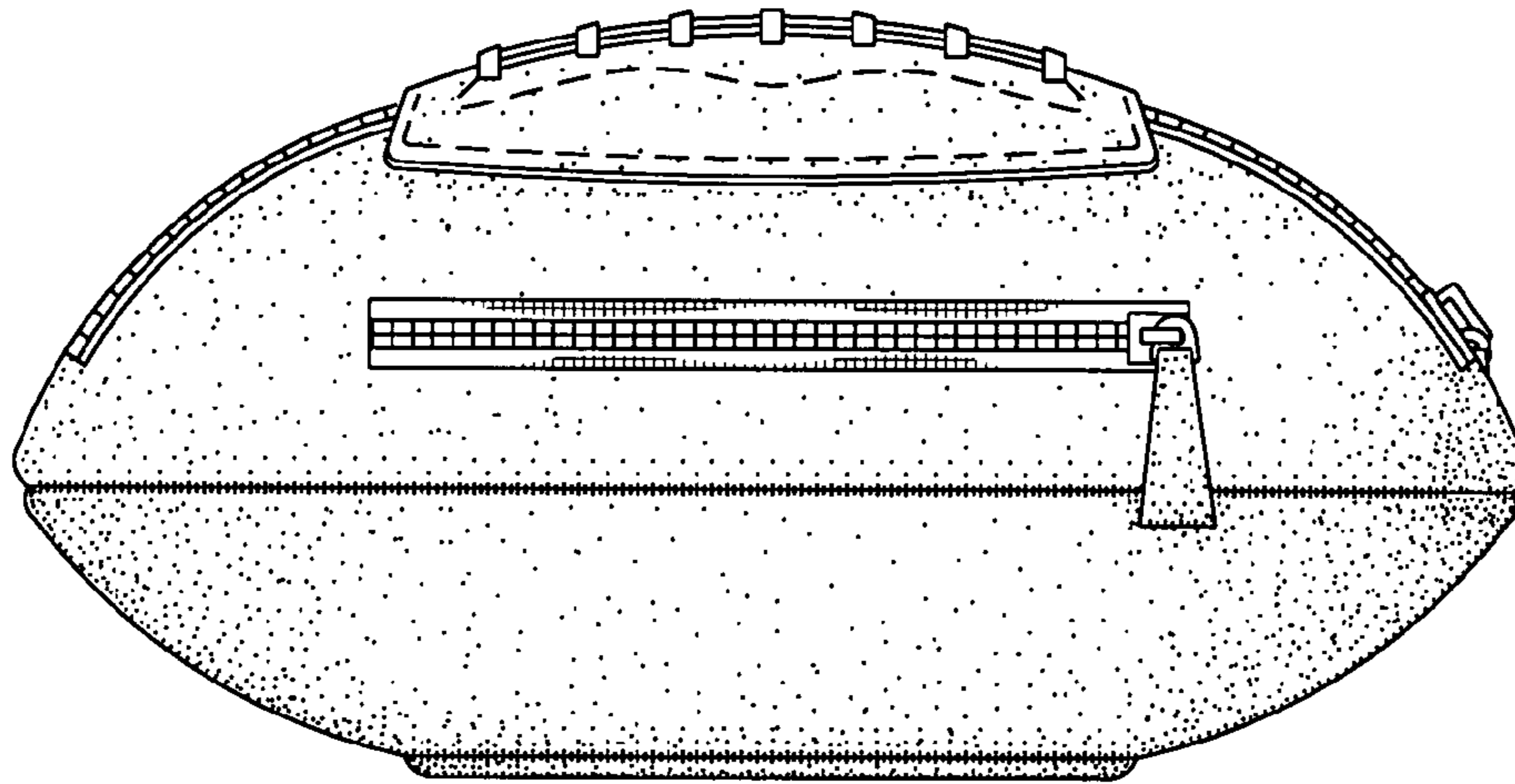


FIG. 4

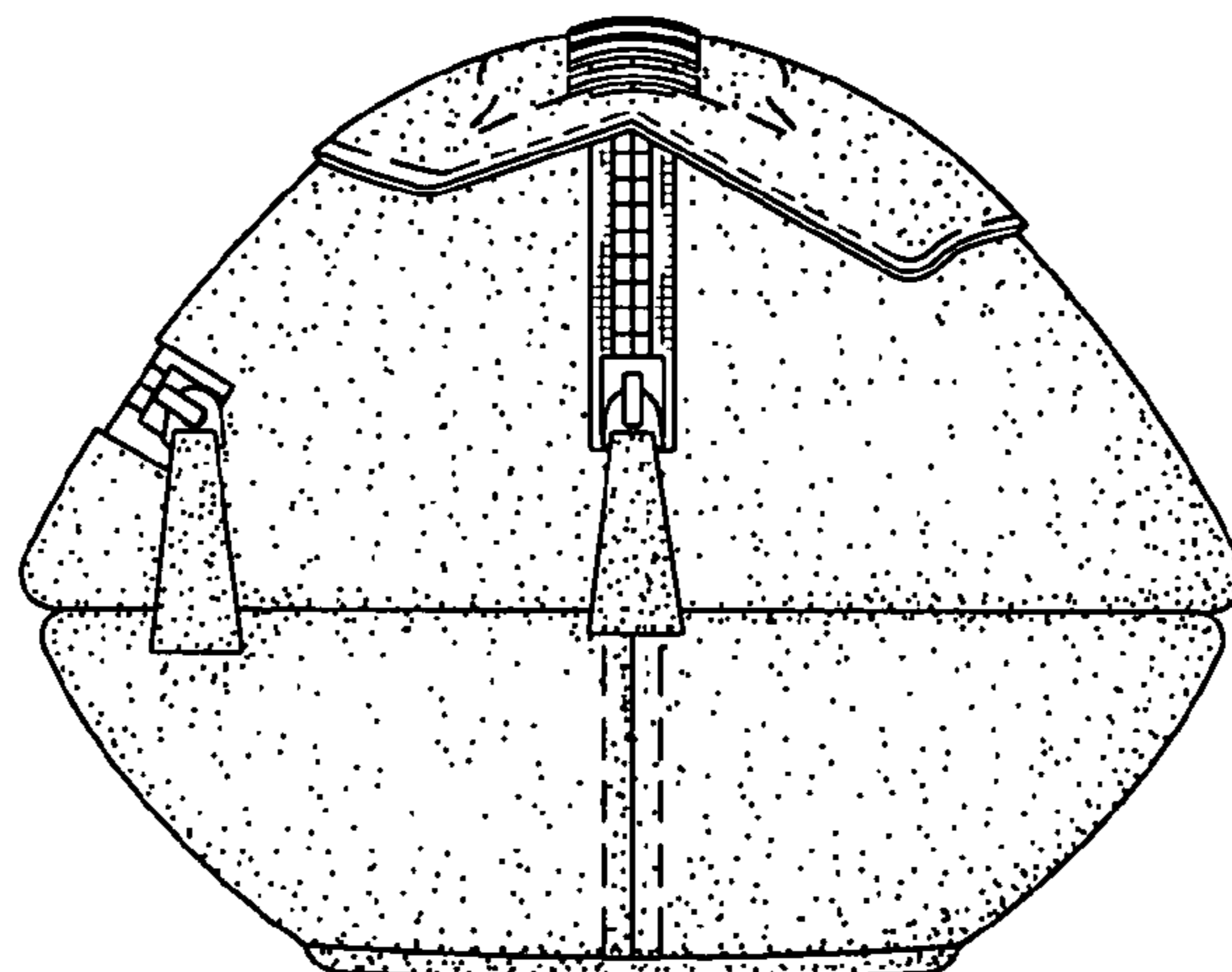


FIG. 5

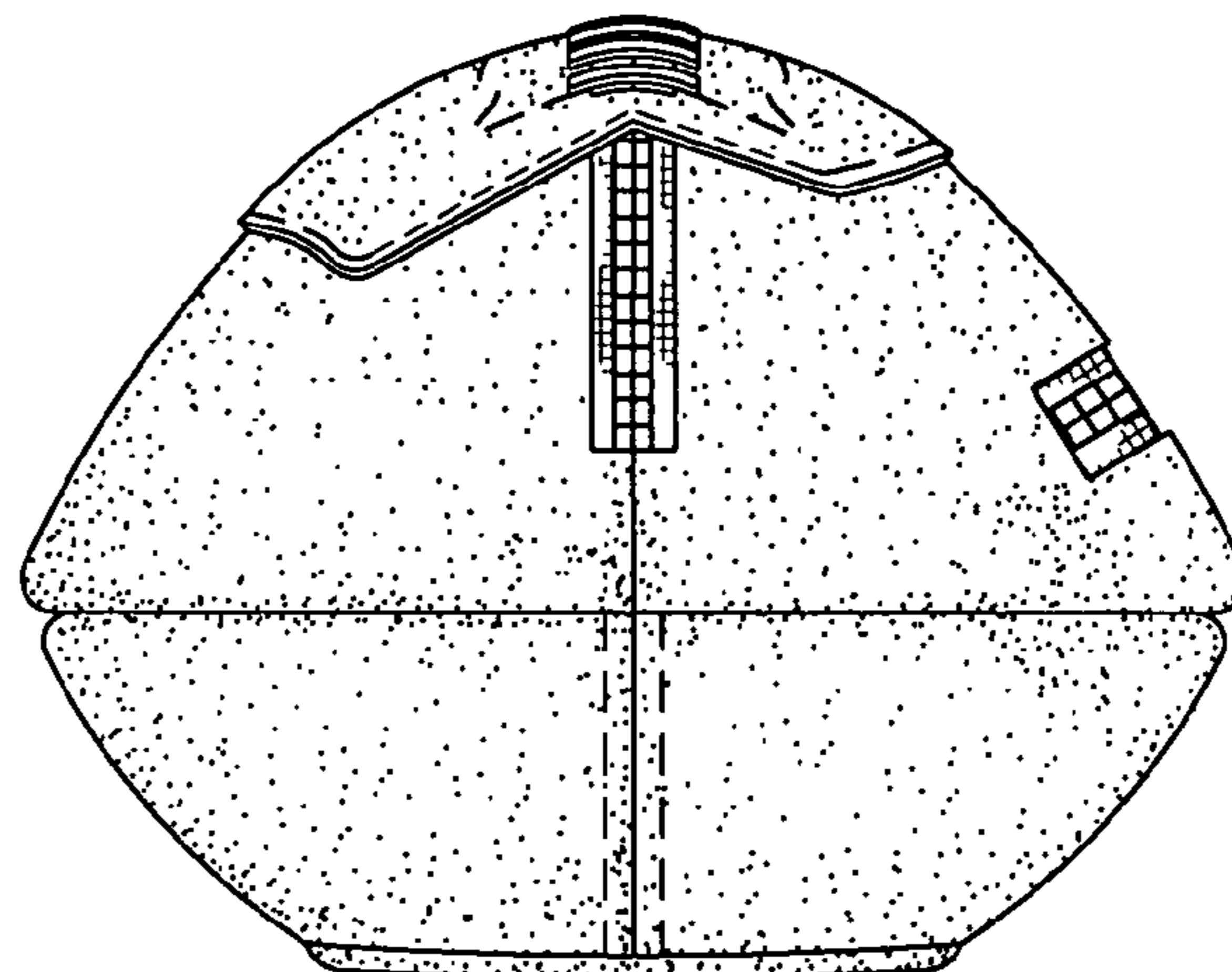


FIG. 6

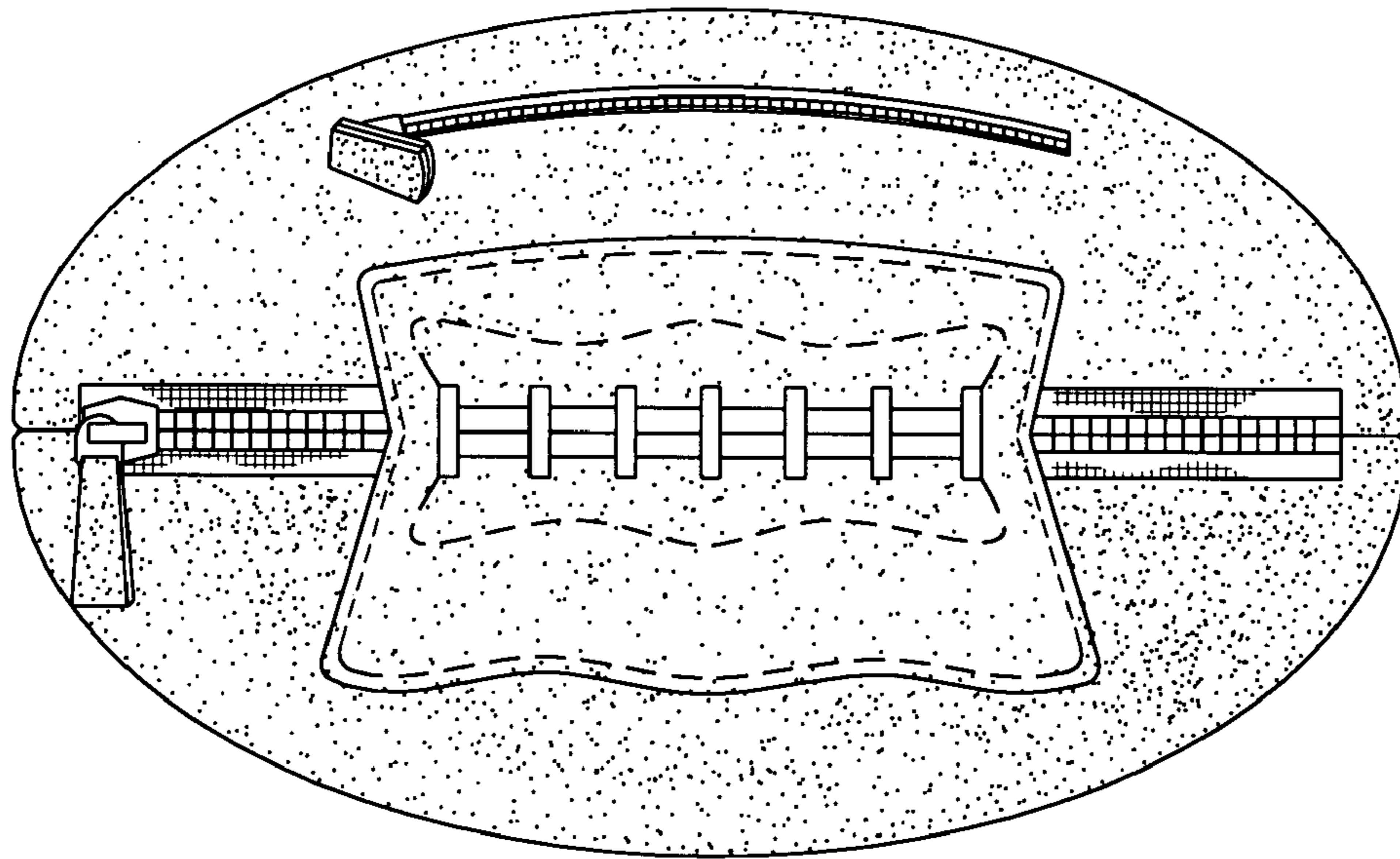


FIG. 7

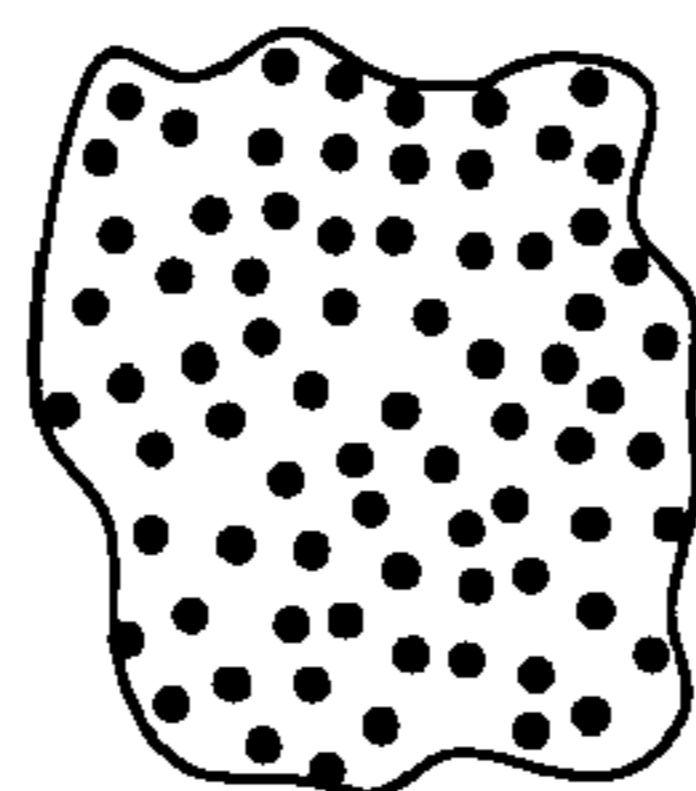
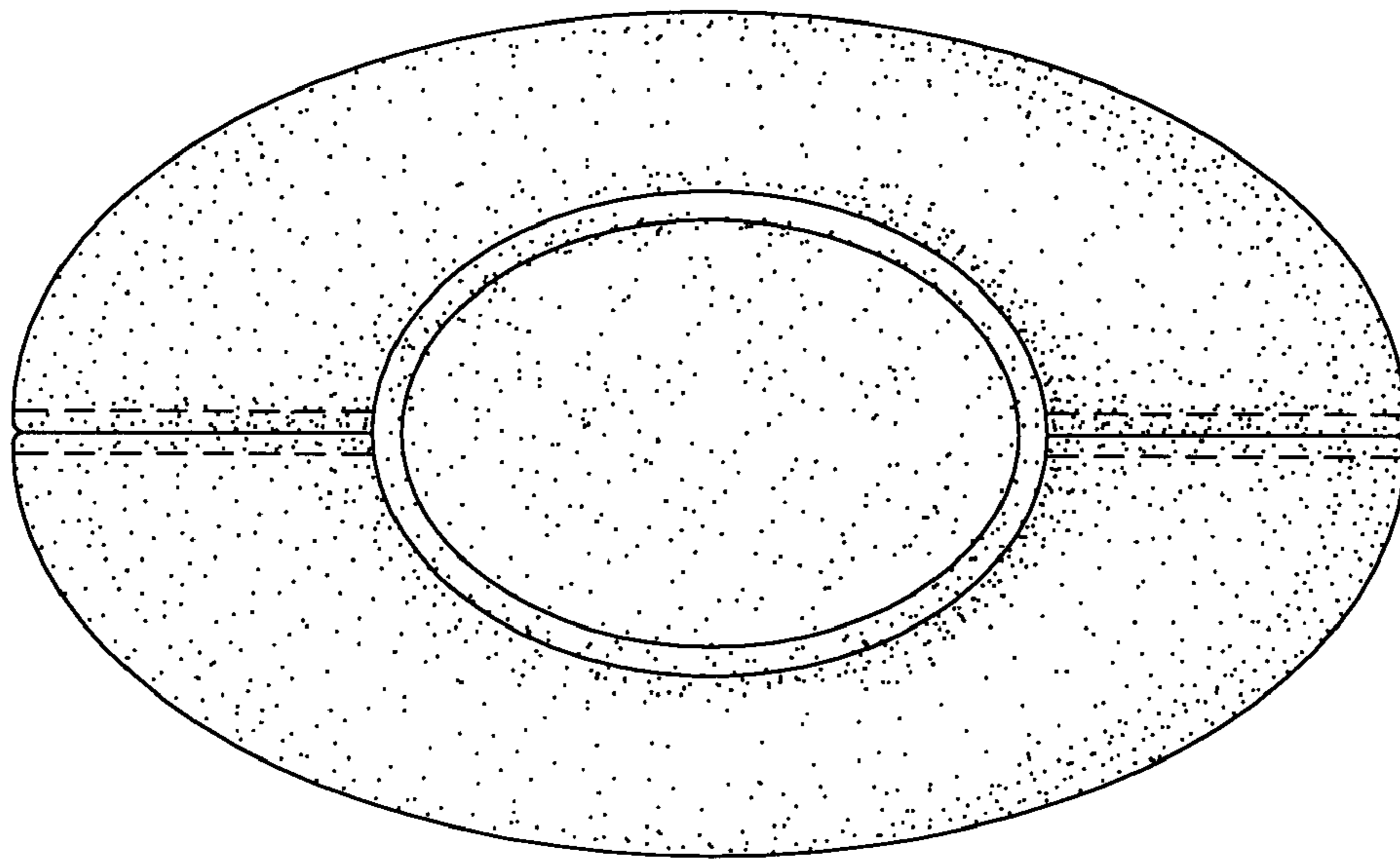


FIG. 8