

US00D557491S

(12) **United States Design Patent** (10) **Patent No.:** **US D557,491 S**  
**Cerullo et al.** (45) **Date of Patent:** **\*\* Dec. 18, 2007**

(54) **BASEBALL KEYCHAIN**

D438,373 S \* 3/2001 Riley ..... D3/207  
D482,633 S 11/2003 Highfill

(76) Inventors: **Frank Cerullo**, 8 Phillips Rd.,  
Branchville, NJ (US) 07826; **Nick**  
**Iovacchini**, 129 Orchard St., Apt. 14,  
New York, NY (US) 10002

\* cited by examiner

*Primary Examiner*—Ralf Seifert  
(74) *Attorney, Agent, or Firm*—Proskauer Rose, LLP

(\*\*) Term: **14 Years**

(57) **CLAIM**

(21) Appl. No.: **29/268,093**

The ornamental design for a baseball keychain, as shown  
and described.

(22) Filed: **Oct. 30, 2006**

#### DESCRIPTION

(51) **LOC (8) Cl.** ..... **03-01**

(52) **U.S. Cl.** ..... **D3/207**

(58) **Field of Classification Search** ..... D3/207–212;  
206/37.1, 38.1; 150/147; 70/456 R, 456 B,  
70/458–459; 24/3 K, 3.6, 100; D11/44,  
D11/48

See application file for complete search history.

(56) **References Cited**

#### U.S. PATENT DOCUMENTS

D223,974 S \* 6/1972 Tsutsui ..... D2/642  
D238,976 S \* 2/1976 Dolas ..... D3/208  
D322,720 S \* 12/1991 Moore ..... D3/207

FIG. 1 is a perspective view of an embodiment of a baseball  
keychain;

FIG. 2 is a top view of the embodiment of FIG. 1;

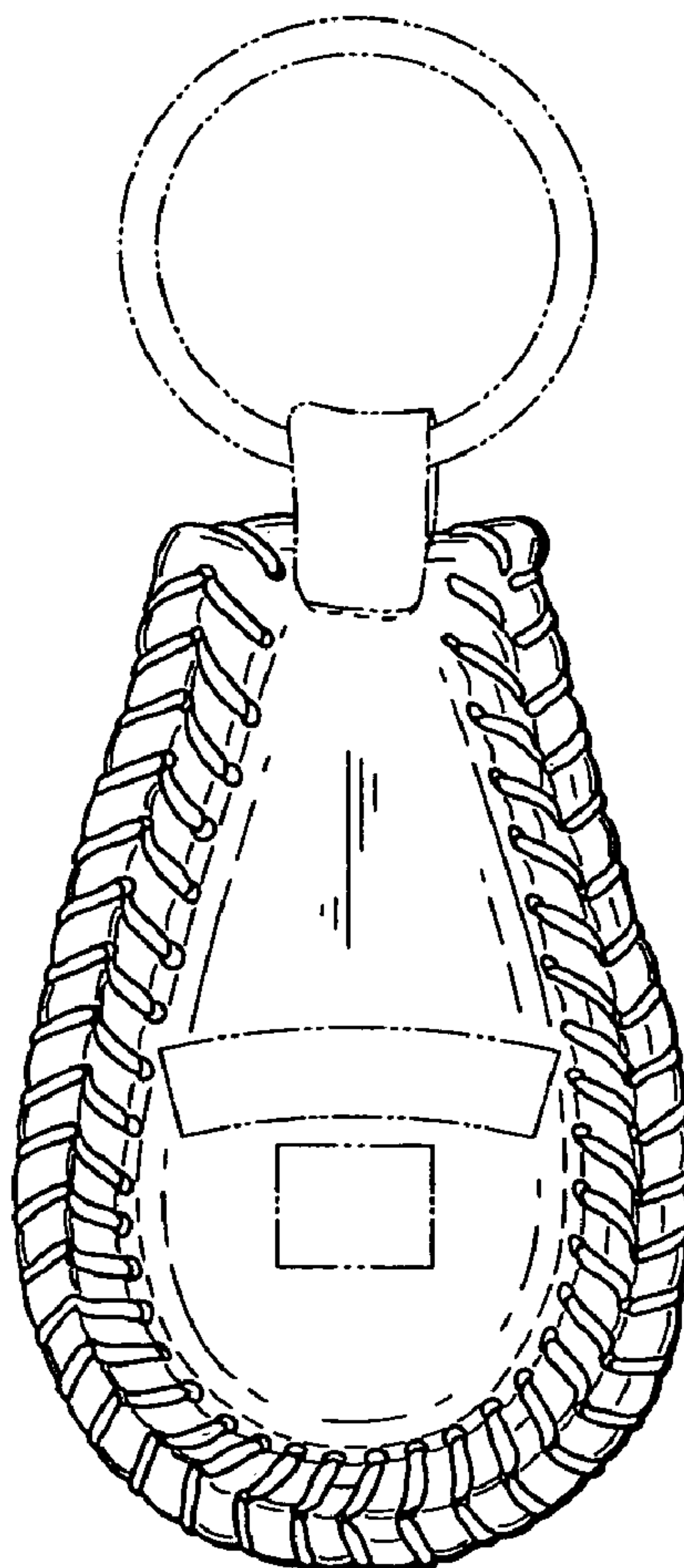
FIG. 3 is a right side view of the embodiment of FIG. 1, the  
left side view being a mirror image thereof;

FIG. 4 is a top end view of the embodiment of FIG. 1; and,

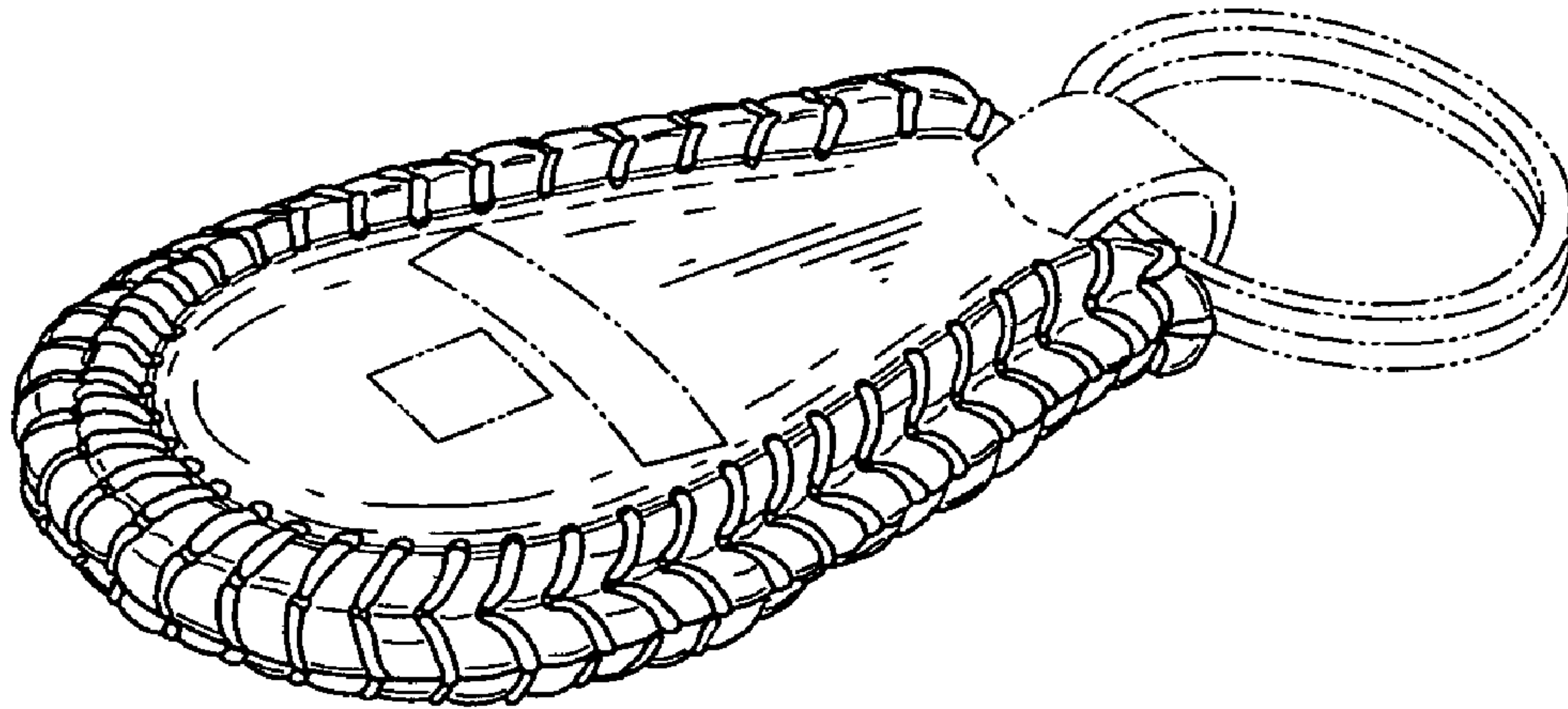
FIG. 5 is a bottom end view of the embodiment of FIG. 1.

The portion of the article show in broken lines in FIGS. 1–6  
is for illustrative purposes only and forms no part of the  
claimed design.

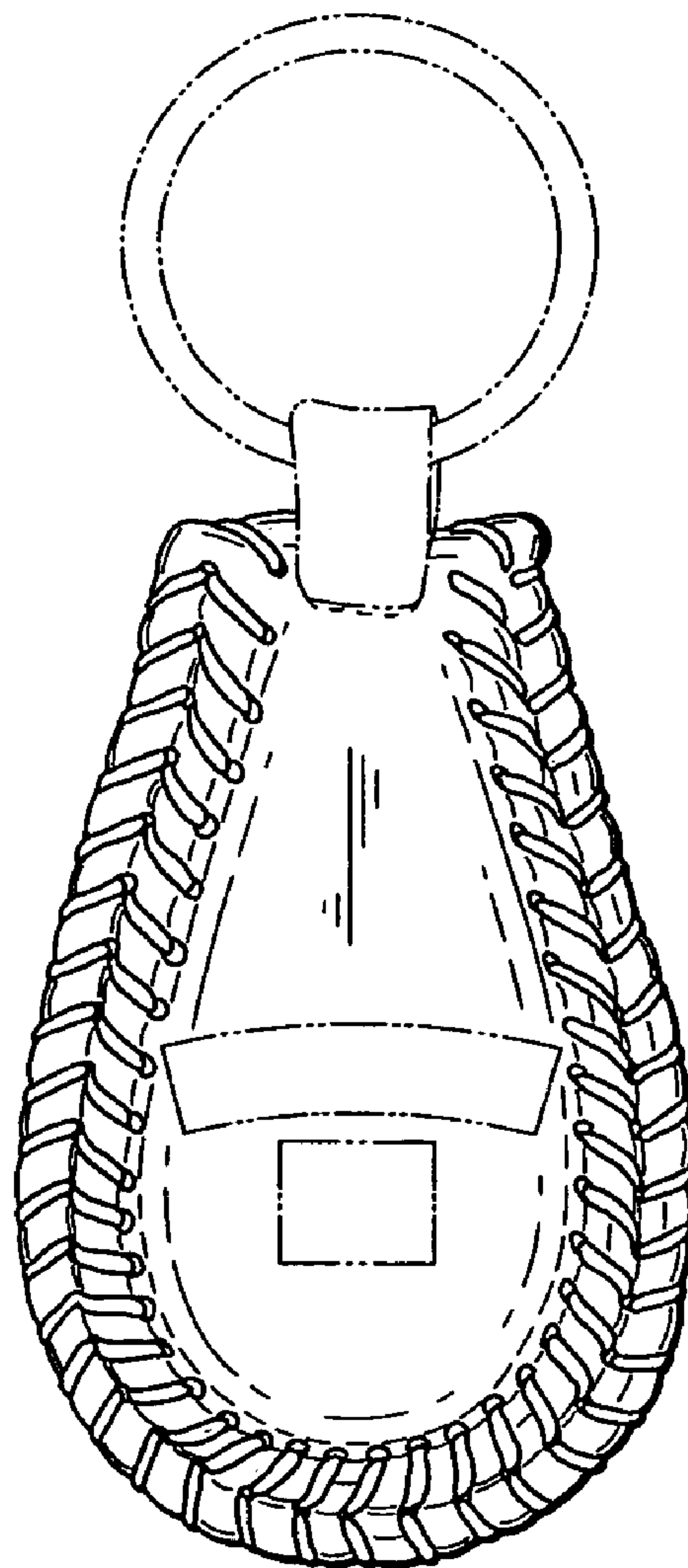
**1 Claim, 2 Drawing Sheets**



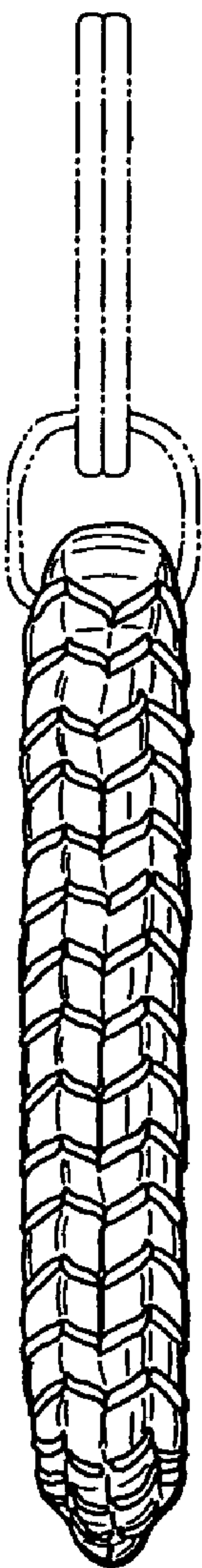
**FIG. 1**



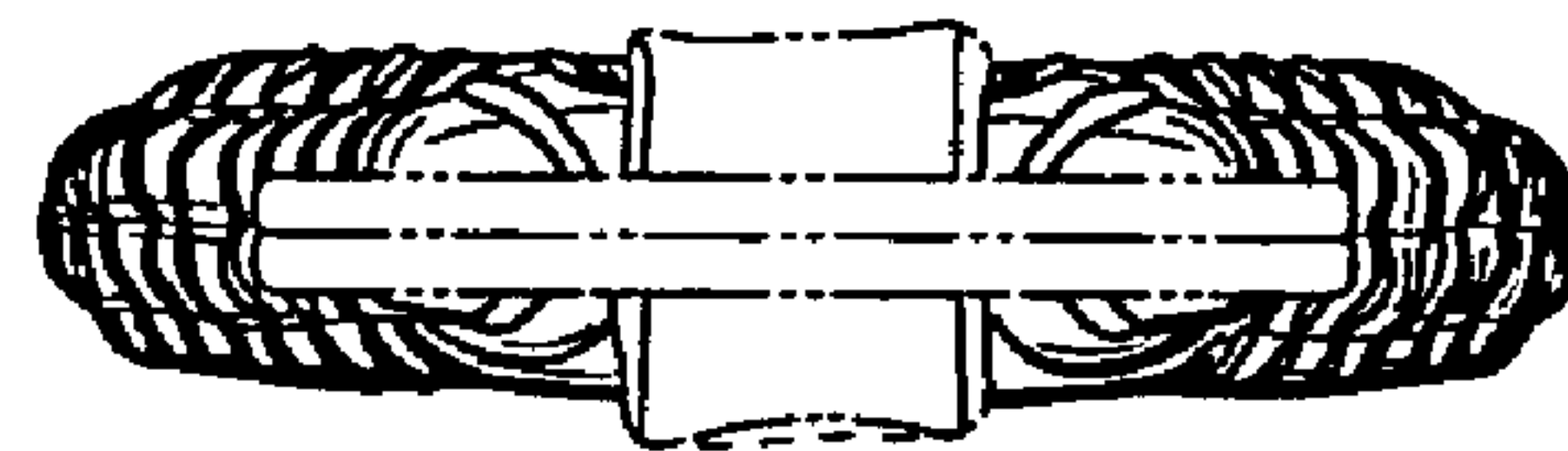
**FIG. 2**



**FIG. 3**



**FIG. 4**



**FIG. 5**

