



US00D557489S

(12) **United States Design Patent**  
**Dolan**

(10) **Patent No.:** **US D557,489 S**

(45) **Date of Patent:** **\*\* Dec. 18, 2007**

(54) **PORTION OF A SHOE UPPER**

D530,904 S \* 10/2006 Fallon ..... D2/972  
D531,396 S 11/2006 Fallon

(75) Inventor: **Robert W. Dolan**, Portland, OR (US)

(Continued)

(73) Assignee: **Nike, Inc.**, Beaverton, OR (US)

**OTHER PUBLICATIONS**

(\*\*) Term: **14 Years**

Nike Footwear Catalog, Spring 1995, p. 69, published Jun. 1994.  
Nike Footwear Catalog, Holiday 1997, pp. 99, 204, 205, published Mar. 1997.

(21) Appl. No.: **29/282,732**

Nike Women's/Kids Footwear Catalog, Holiday 1998, p. M133, published Feb. 1998.

(22) Filed: **Jul. 27, 2007**

Nike Men's Specialty Footwear Catalog, Holiday 1998, p. M133, published Feb. 1998.

(51) **LOC (8) Cl.** ..... **02-99**

Nike Footwear Catalog, Fall 1999, p. M136, published Nov. 1998.

(52) **U.S. Cl.** ..... **D2/972**

Nike Footwear Catalog, Late Spring 1999, p. M143, published Sep. 1998.

(58) **Field of Classification Search** ..... D2/902,  
D2/904, 906-908, 943, 944, 947, 969, 972-974;  
36/45, 50.1, 77 M, 77 R, 83, 88, 113, 114,  
36/126-131

(Continued)

See application file for complete search history.

*Primary Examiner*—Dominic Simone

(74) *Attorney, Agent, or Firm*—Banner & Witcoff, Ltd.

(56) **References Cited**

(57) **CLAIM**

**U.S. PATENT DOCUMENTS**

The ornamental design for a portion of a shoe upper, as shown and described.

D54,215 S	11/1919	Johnson	
D254,398 S	3/1980	Finn	
D278,758 S	5/1985	Michaeli	
D348,561 S	7/1994	Lozano	
D364,266 S	11/1995	Orzeck	
D391,064 S	2/1998	Backus	
D395,745 S	7/1998	Rask	
D398,763 S	9/1998	Selbiger	
D441,417 S	5/2001	Wilson	
D446,922 S	8/2001	Yang	
D470,300 S	2/2003	Close	
D472,039 S	3/2003	Schroeder et al.	
D476,473 S *	7/2003	Clegg	D2/972
D477,455 S	7/2003	Adams	
D487,335 S	3/2004	Robbins	
D498,912 S *	11/2004	Kuerbis	D2/972
D499,242 S	12/2004	Adams et al.	
D500,586 S *	1/2005	Wozniak	D2/972
D501,298 S	2/2005	Robbins et al.	
D514,783 S	2/2006	Belley et al.	
D515,298 S *	2/2006	Lamont	D2/969
D528,279 S *	9/2006	Smith, III	D2/972
D528,773 S	9/2006	Henderson	
D530,903 S *	10/2006	Wilken	D2/972

**DESCRIPTION**

FIG. 1 is a front perspective view of a shoe upper showing my new design;

FIG. 2 is a rear perspective view thereof;

FIG. 3 is a front view thereof;


FIG. 4 is a rear view thereof;

FIG. 5 is a side view thereof; and,

FIG. 6 is a top view thereof.

The even broken line showings within the shaded area represent stitching. The uneven broken lines immediately adjacent to the shaded region form unclaimed boundaries of the design. The uneven broken line showing of the six circular eyelets and the remainder of the shoe is for illustrative purposes only and forms no part of the claimed design.

**1 Claim, 5 Drawing Sheets**



# US D557,489 S

Page 2

---

## U.S. PATENT DOCUMENTS

D533,990 S \* 12/2006 Mueller ..... D2/972  
D535,465 S 1/2007 Edwards  
D537,615 S \* 3/2007 Racine ..... D2/972  
D538,027 S 3/2007 Kohastu et al.  
D538,516 S 3/2007 Della Valle  
D538,521 S 3/2007 Matis et al.  
D539,018 S \* 3/2007 Belley et al. .... D2/969  
D544,686 S \* 6/2007 Shin ..... D2/972

D547,043 S \* 7/2007 Matis et al. .... D2/969  
D548,940 S \* 8/2007 Hulbert ..... D2/969  
D549,441 S \* 8/2007 Chang ..... D2/972

## OTHER PUBLICATIONS

Nike Footwear Catalog, Spring 2000, p. 105, published Jul. 1999.  
Nike Footwear Catalog, Holiday 2001, p. 82, published Feb. 2001.  
Nike Footwear Catalog, Fall 2007, p. 94, published Nov. 2006.

\* cited by examiner

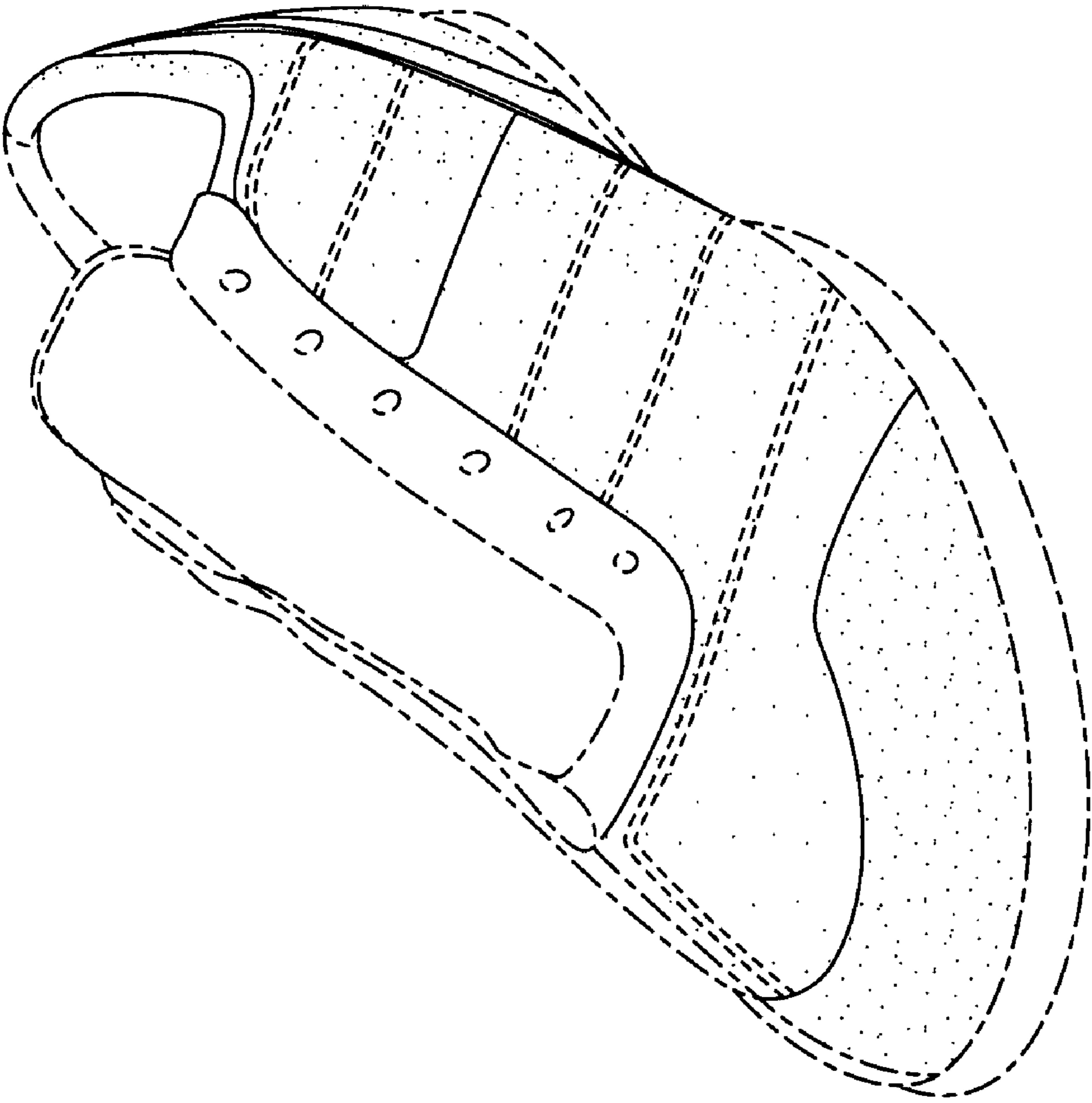


FIG. 1

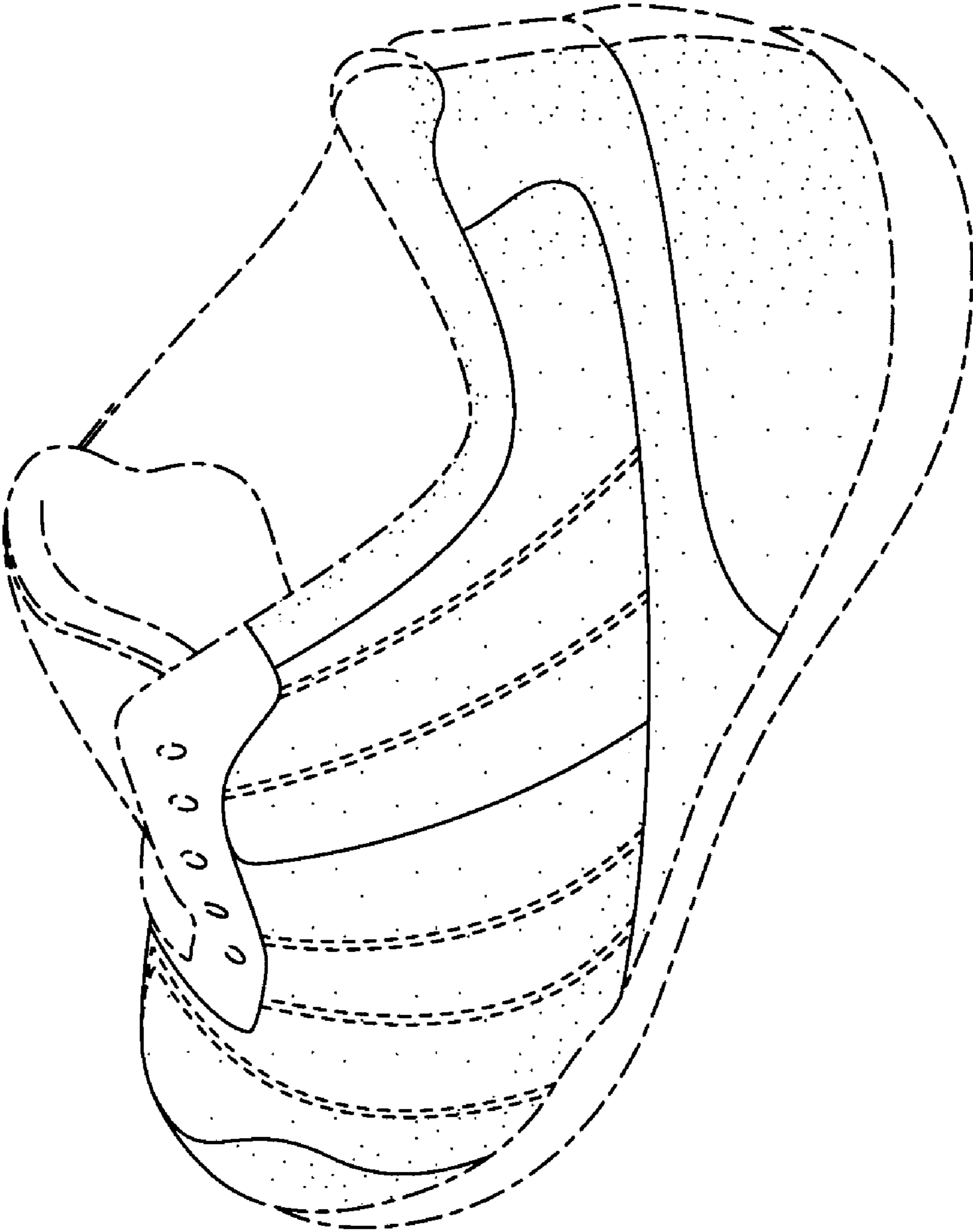


FIG. 2

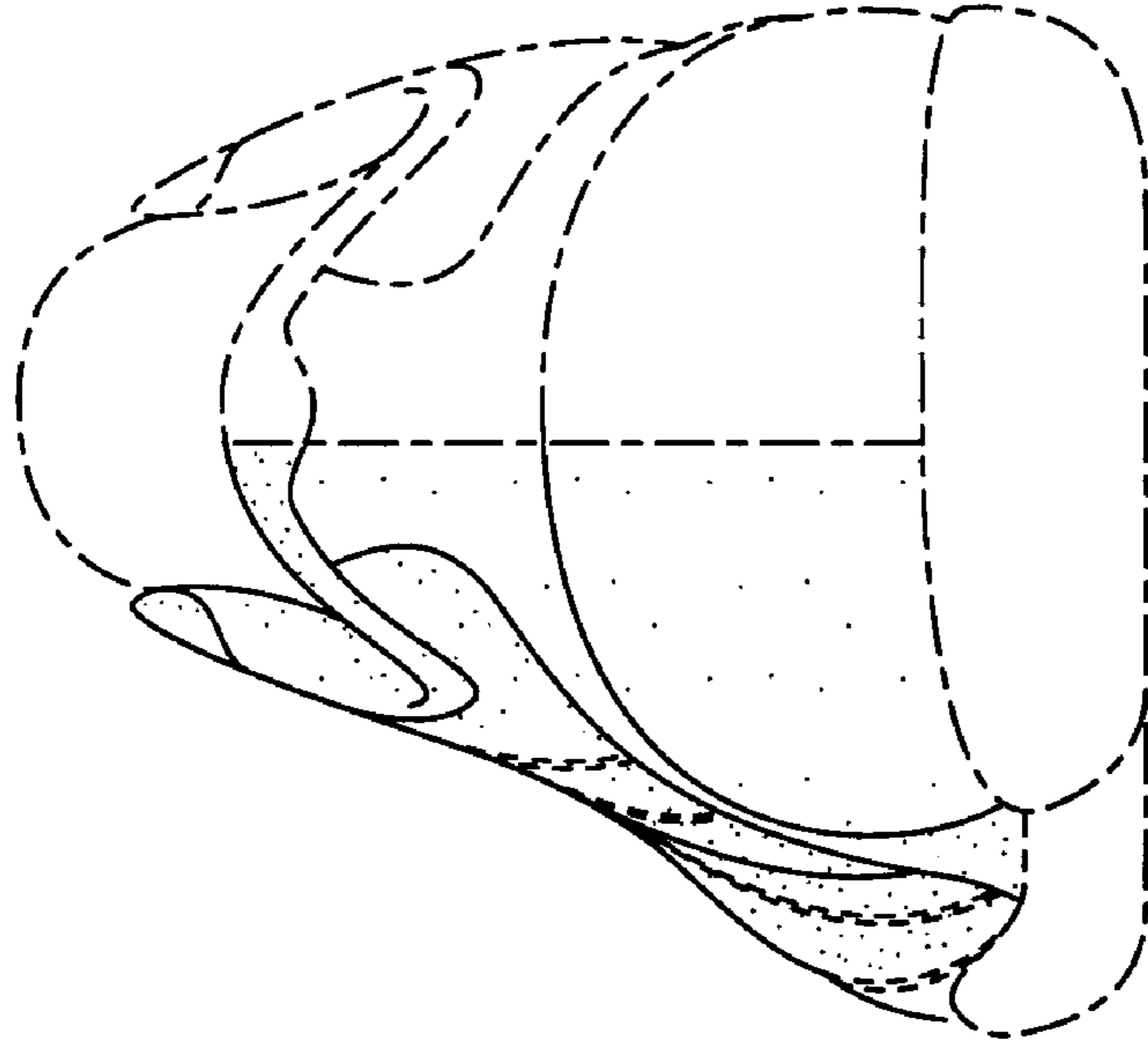


FIG. 4

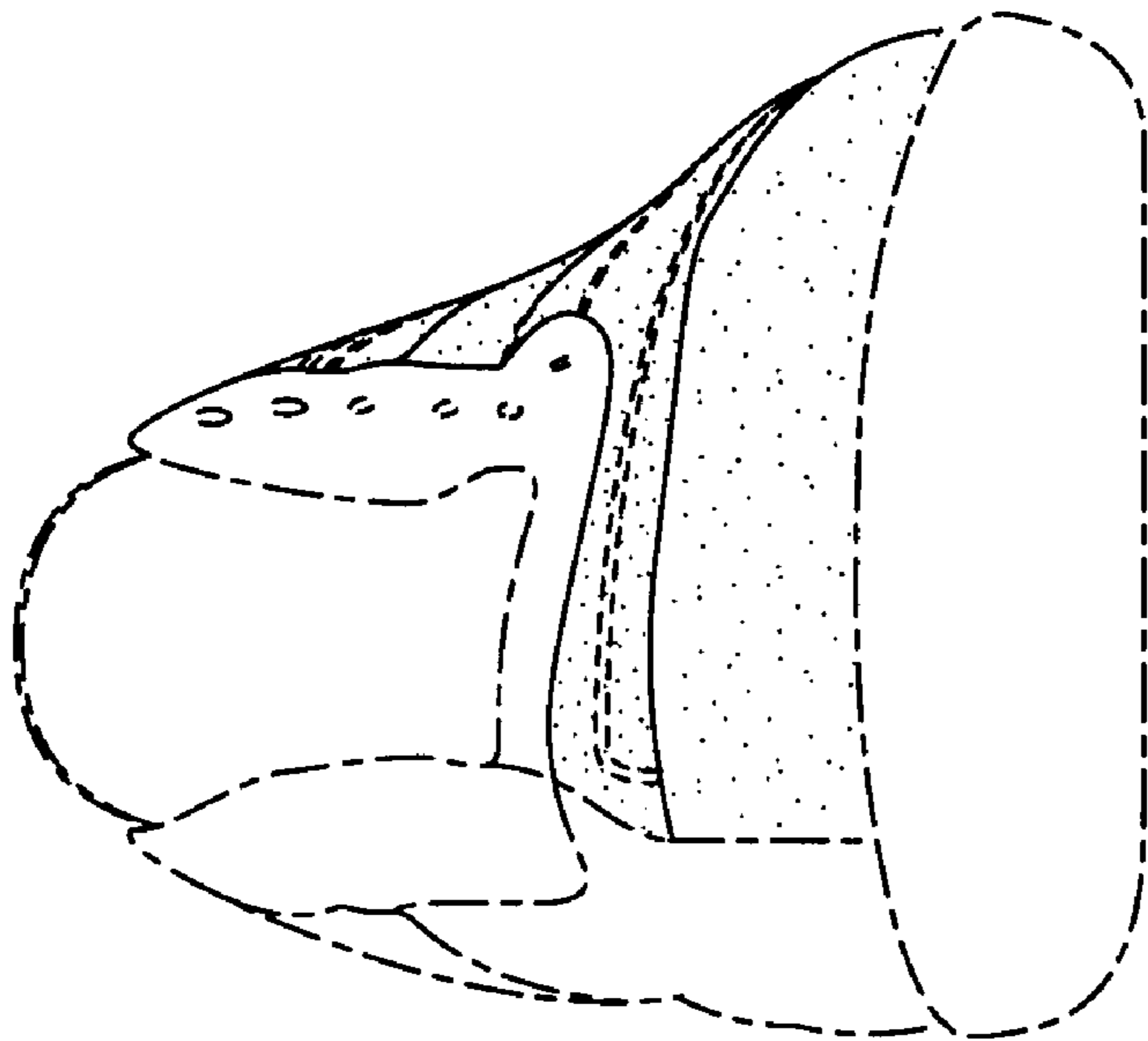


FIG. 3

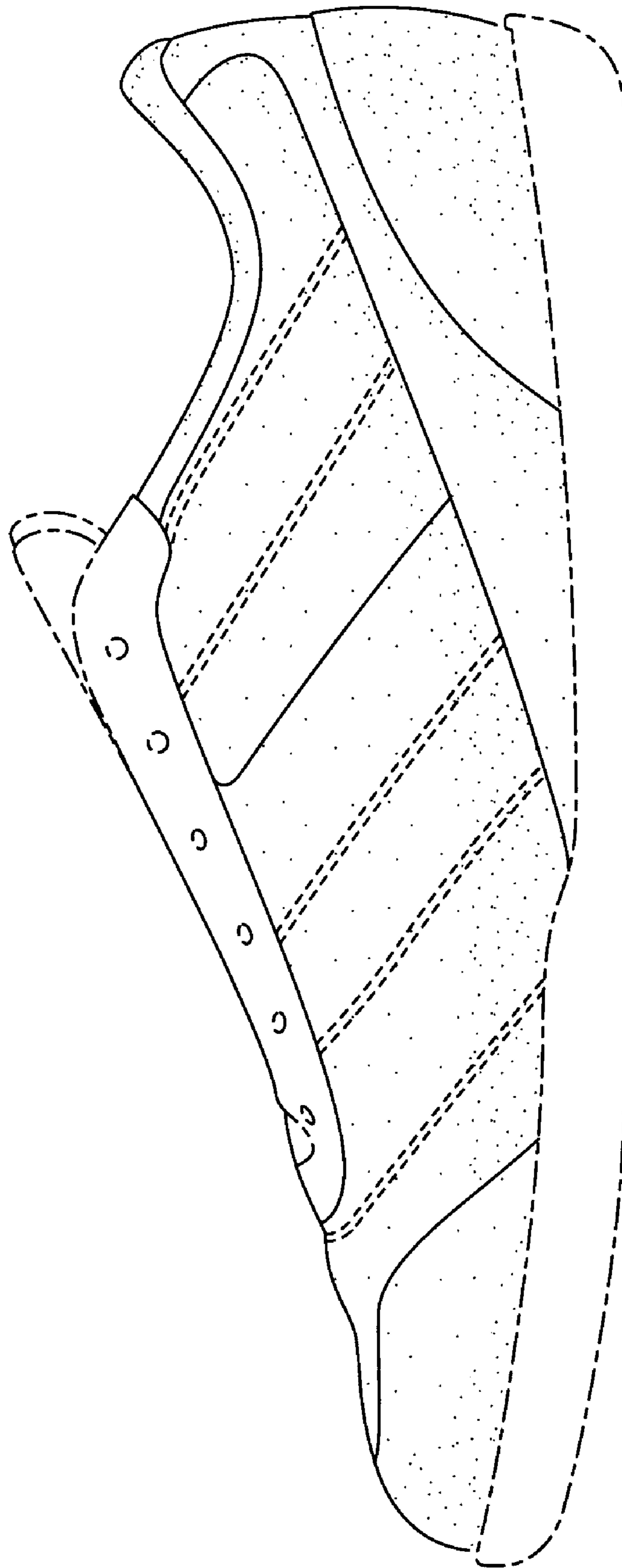


FIG. 5

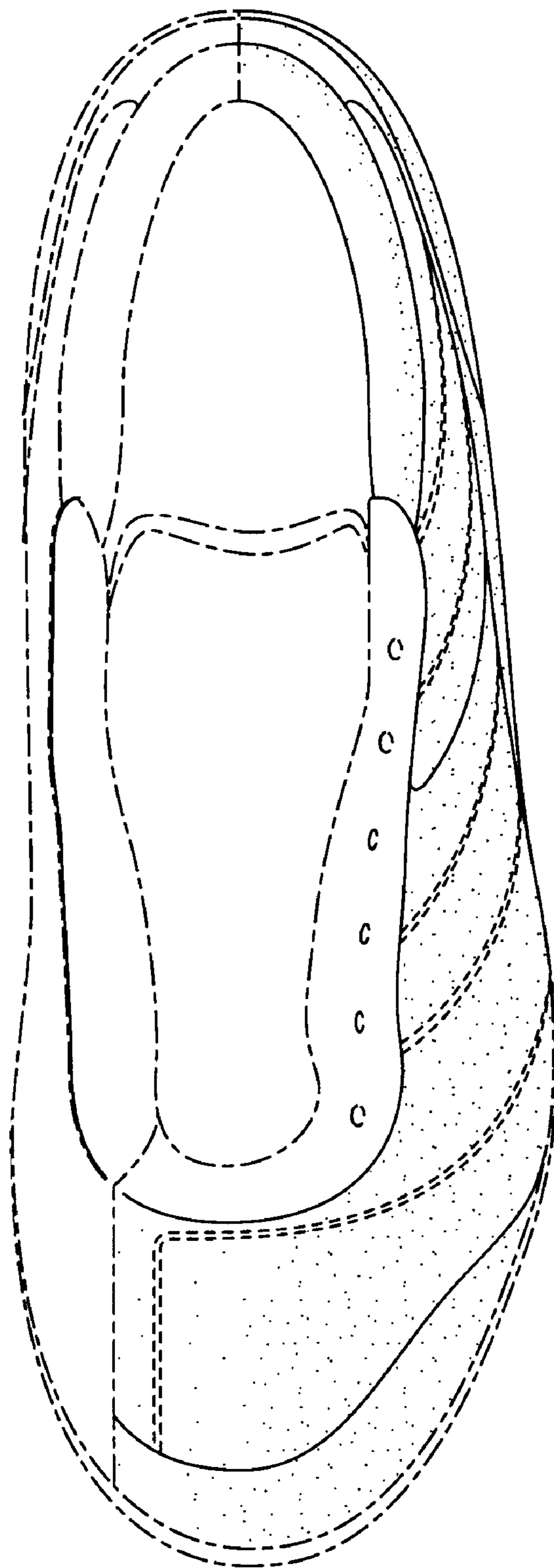


FIG. 6