



US00D557488S

(12) **United States Design Patent**
Lawler

(10) **Patent No.:** **US D557,488 S**

(45) **Date of Patent:** **** Dec. 18, 2007**

(54) **FOOTWEAR**

(75) Inventor: **Daniel Lawler**, London (GB)

(73) Assignee: **J. Choo Limited**, London (GB)

(**) Term: **14 Years**

(21) Appl. No.: **29/269,437**

(22) Filed: **Nov. 30, 2006**

(30) **Foreign Application Priority Data**

Jun. 5, 2006 (EM) 000541768-013

(51) **LOC (8) Cl.** **02-99**

(52) **U.S. Cl.** **D2/971**

(58) **Field of Classification Search** D2/916-918,
D2/925-945, 971; 36/1, 1.5, 11.5, 9 R
See application file for complete search history.

(56) **References Cited**

U.S. PATENT DOCUMENTS

D92,505 S *	6/1934	Troy	D2/931
D92,620 S *	6/1934	Morali	D2/932
D93,124 S *	8/1934	Pape	D2/933
D93,196 S *	9/1934	Banjamin	D2/931
D94,034 S *	12/1934	Koomruian	D2/932
D94,640 S *	2/1935	Stritter	D2/971
D95,097 S *	4/1935	Weidner	D2/971
D95,861 S *	6/1935	Perugia	D2/932
D95,963 S *	6/1935	Joyce, Jr.	D2/933
D96,024 S *	6/1935	De Liso	D2/933
D98,435 S *	2/1936	Holtz	D2/933

D170,513 S *	9/1953	Simon	D2/932
D176,230 S	11/1955	Rubin		
D215,401 S *	9/1969	Cordoba de Balseiro	D2/918
D304,126 S *	10/1989	Christian et al.	D2/916
D501,710 S *	2/2005	Choi	D2/971
D524,021 S *	7/2006	Choi	D2/971
D527,881 S *	9/2006	Choi	D2/969
D529,268 S *	10/2006	Choi	D2/969
D544,192 S *	6/2007	Choi	D2/971
D544,683 S *	6/2007	Choi	D2/971

* cited by examiner

Primary Examiner—Dominic Simone

(74) *Attorney, Agent, or Firm*—Fross Zelnick Lehrman & Zissu, P.C.; Lawrence E. Apolzon, Esq.

(57) **CLAIM**

The ornamental design for footwear, as shown and described.

DESCRIPTION

FIG. 1 is a front perspective view of footwear showing my design;

FIG. 2 is a left side view of the footwear shown in FIG. 1;

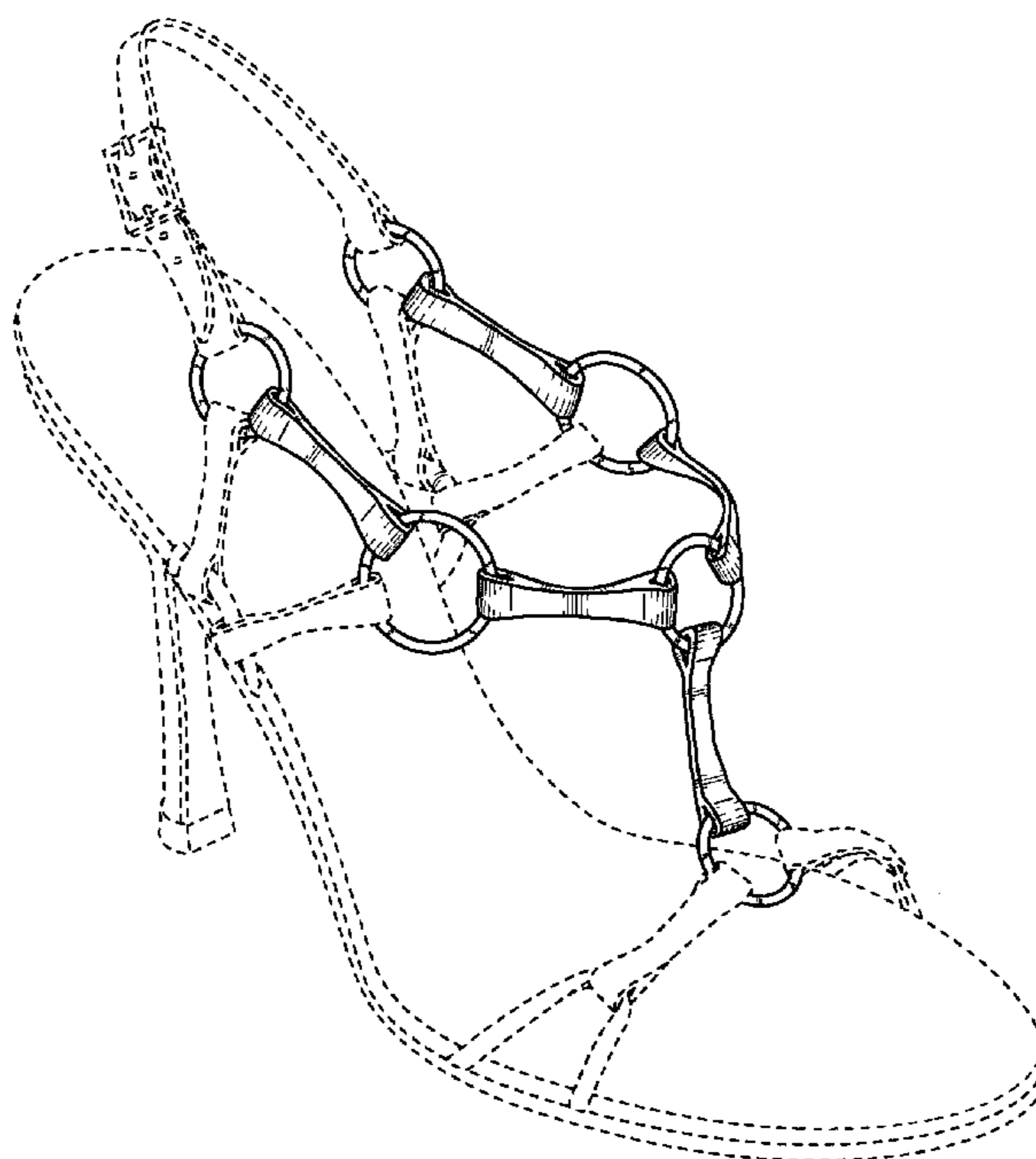
FIG. 3 is a right side view of the footwear shown in FIG. 1;

FIG. 4 is a front view of the footwear shown in FIG. 1; and,

FIG. 5 is a top view of the footwear shown in FIG. 1.

The broken line showing of the sole, heel, heel cap, buckle, buckle holes, footbed and straps is for illustrative purposes only and forms no part of the claimed design.

1 Claim, 5 Drawing Sheets



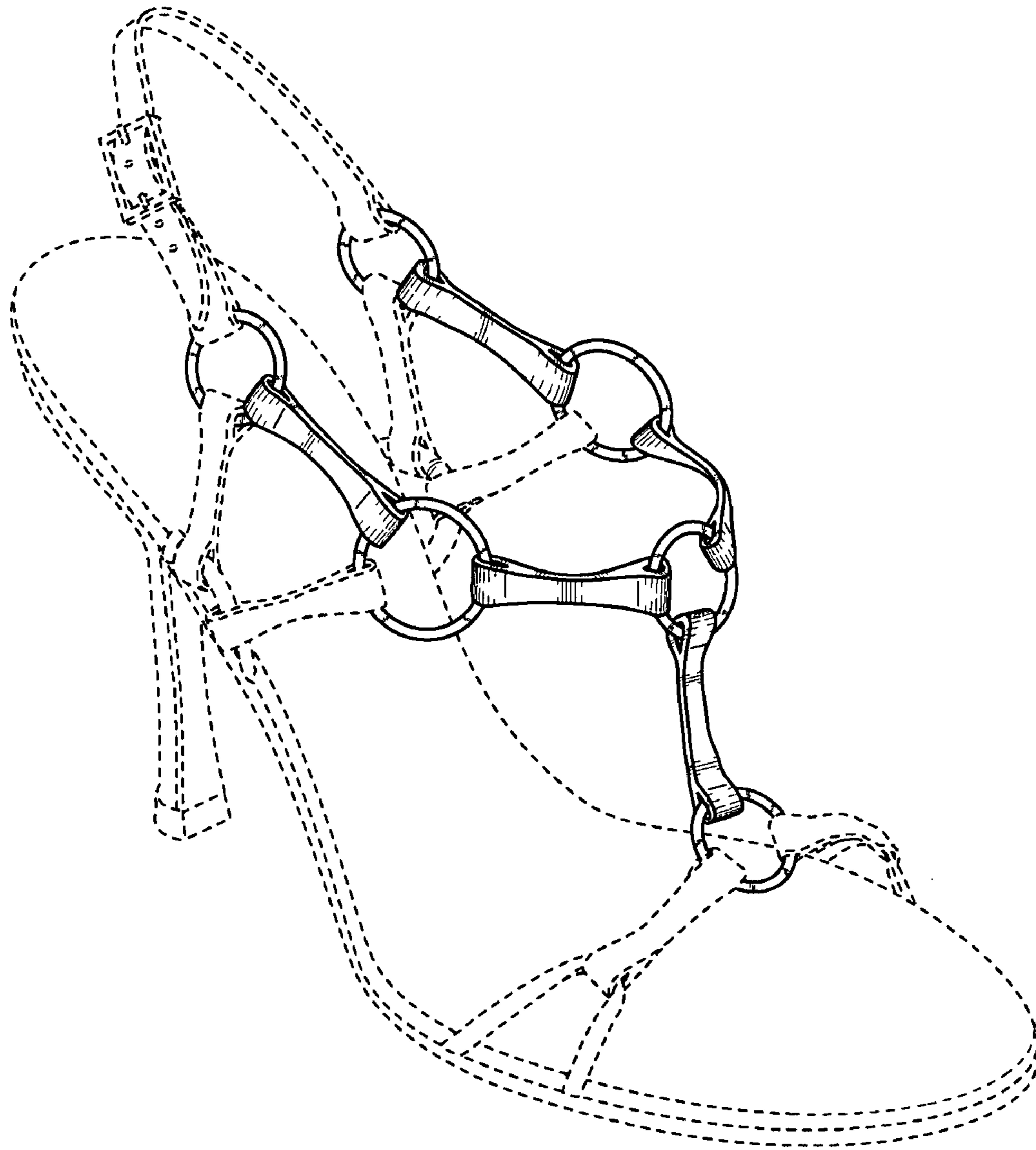


FIG. 1

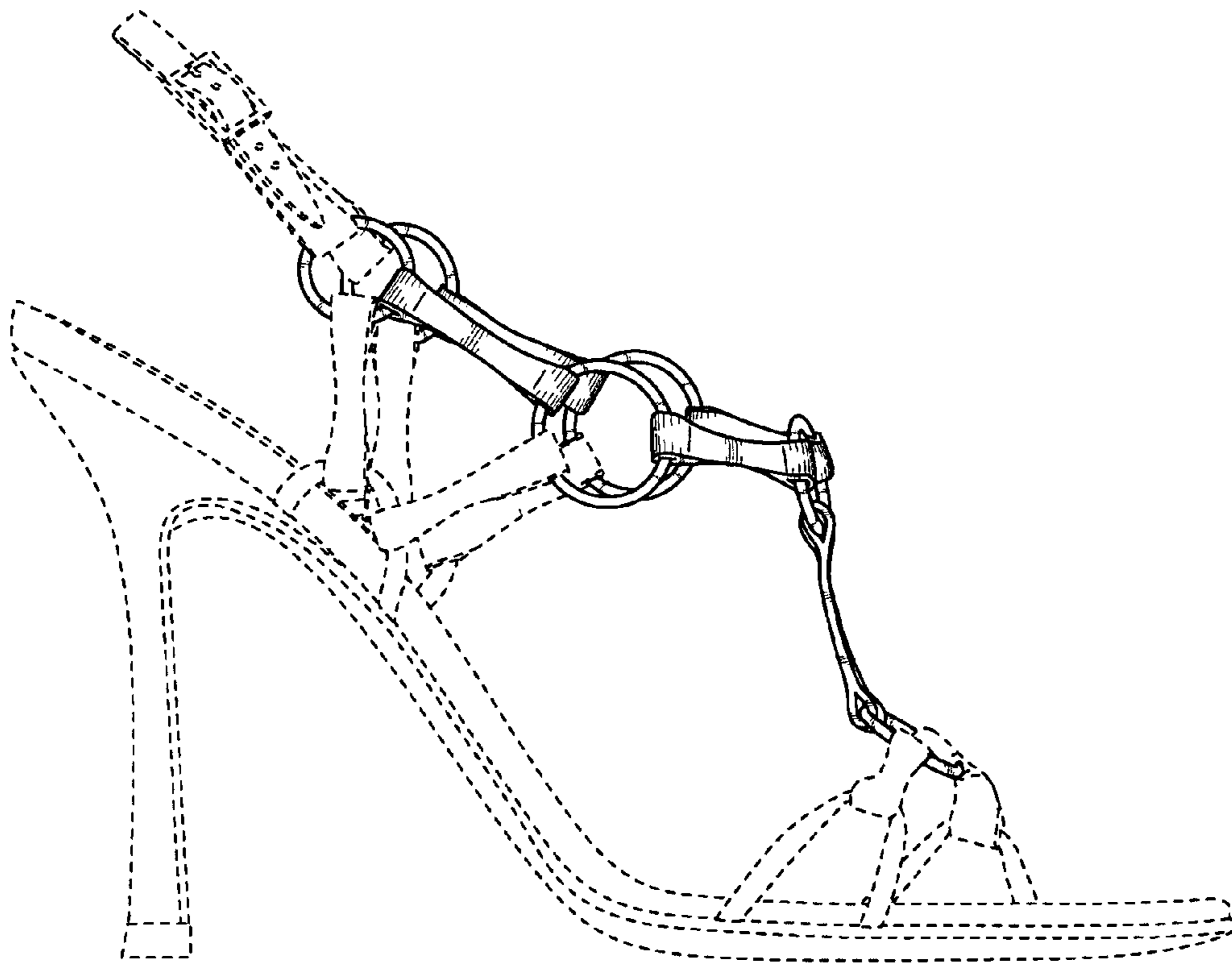


FIG. 2

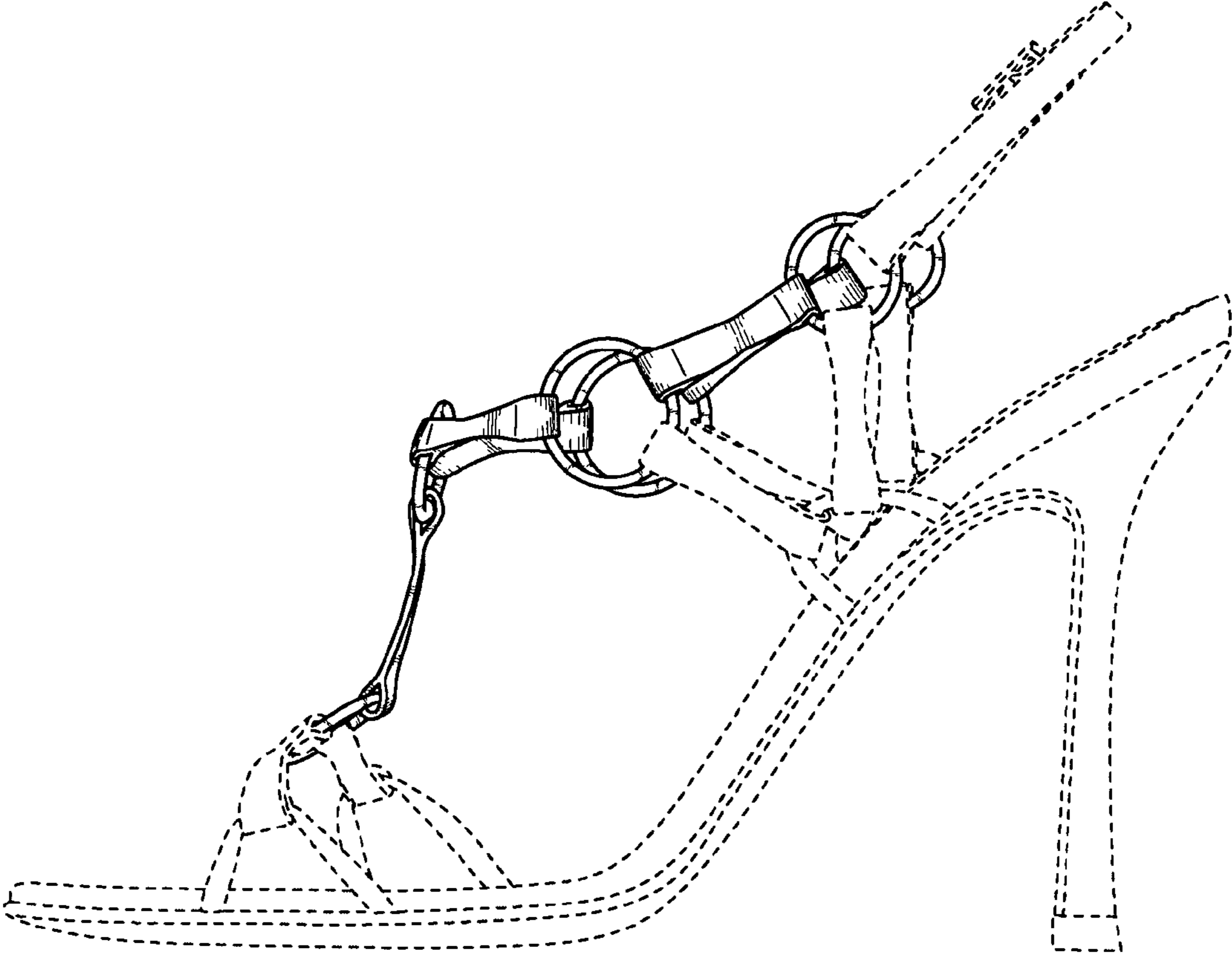


FIG. 3

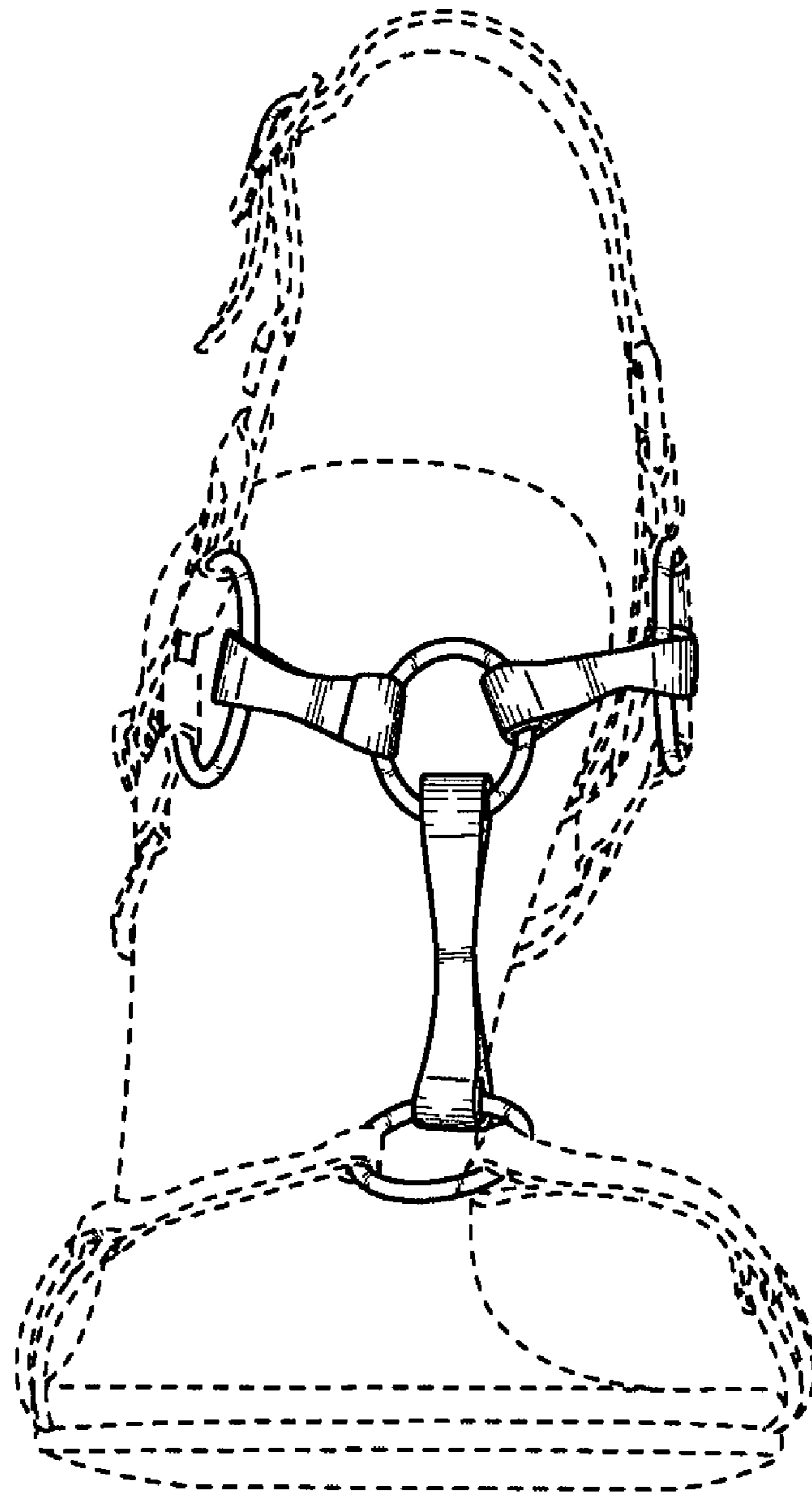


FIG. 4

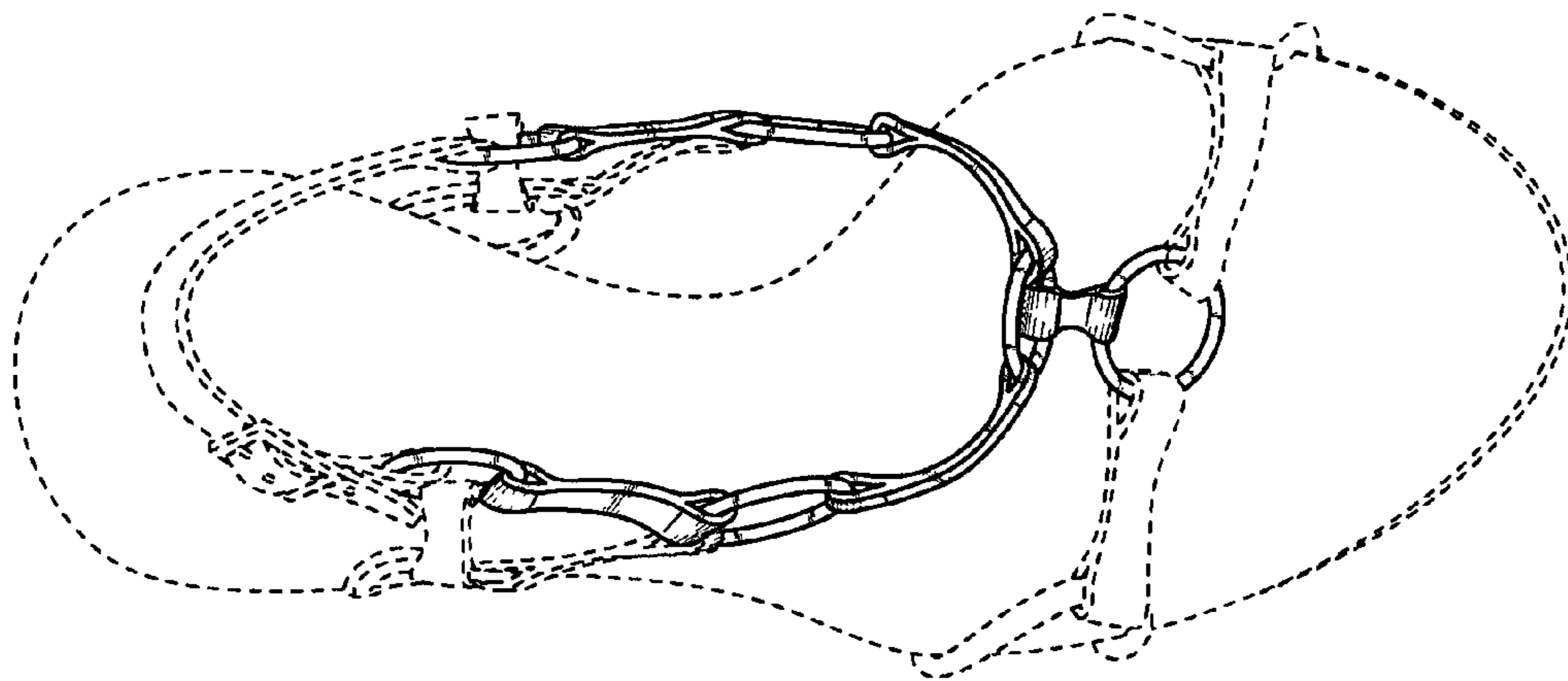


FIG. 5