



US00D557485S

(12) **United States Design Patent** (10) **Patent No.:** **US D557,485 S**  
**Kelsey** (45) **Date of Patent:** **\*\* Dec. 18, 2007**

(54) **SHOE**

(75) Inventor: **Jonathan Kelsey**, London (GB)

(73) Assignee: **J. Choo (Jersey) Limited**, St. Helier, Jersey (GB)

(\*\*) Term: **14 Years**

(21) Appl. No.: **29/255,768**

(22) Filed: **Mar. 10, 2006**

(30) **Foreign Application Priority Data**

Sep. 12, 2005 (EM) ..... 000402748-0026

(51) **LOC (8) Cl.** ..... **02-99**

(52) **U.S. Cl.** ..... **D2/969; D2/917**

(58) **Field of Classification Search** ..... D2/969,  
D2/896, 916, 917, 923-927, 946, 971; 36/8.1,  
36/45, 11.5, 101, 136

See application file for complete search history.

(56) **References Cited**

**U.S. PATENT DOCUMENTS**

- D352,382 S \* 11/1994 Chuang ..... D2/917
- D456,123 S \* 4/2002 Powell ..... D2/917
- D508,305 S \* 8/2005 Comeau ..... D2/917
- D515,798 S 2/2006 Choi
- D523,616 S 6/2006 Choi
- D530,063 S \* 10/2006 Issler ..... D2/916

**OTHER PUBLICATIONS**

J. Choo (Jersey) Limited, Natalia, Spring/Summer 2004 catalogue (published Jul. 2003).

J. Choo (Jersey) Limited, French, Spring/Summer 2004 catalogue (published Jul. 2003).

U.S. Appl. No. 29/255,755, filed Mar. 10, 2006.

U.S. Appl. No. 29/255,770, filed Mar. 10, 2006.

U.S. Appl. No. 29/255,765, filed Mar. 10, 2006.

\* cited by examiner

*Primary Examiner*—Stella M. Reid

*Assistant Examiner*—Rashida C. McCoy

(74) *Attorney, Agent, or Firm*—Fross Zelnick Lehrman & Zissu, P.C.; Lawrence E. Apolzon, Esq.

(57) **CLAIM**

The ornamental design for a shoe, as shown and described.

**DESCRIPTION**

FIG. 1 is a front perspective view of a shoe showing my new design;

FIG. 2 is a left side view of the shoe shown in FIG. 1;

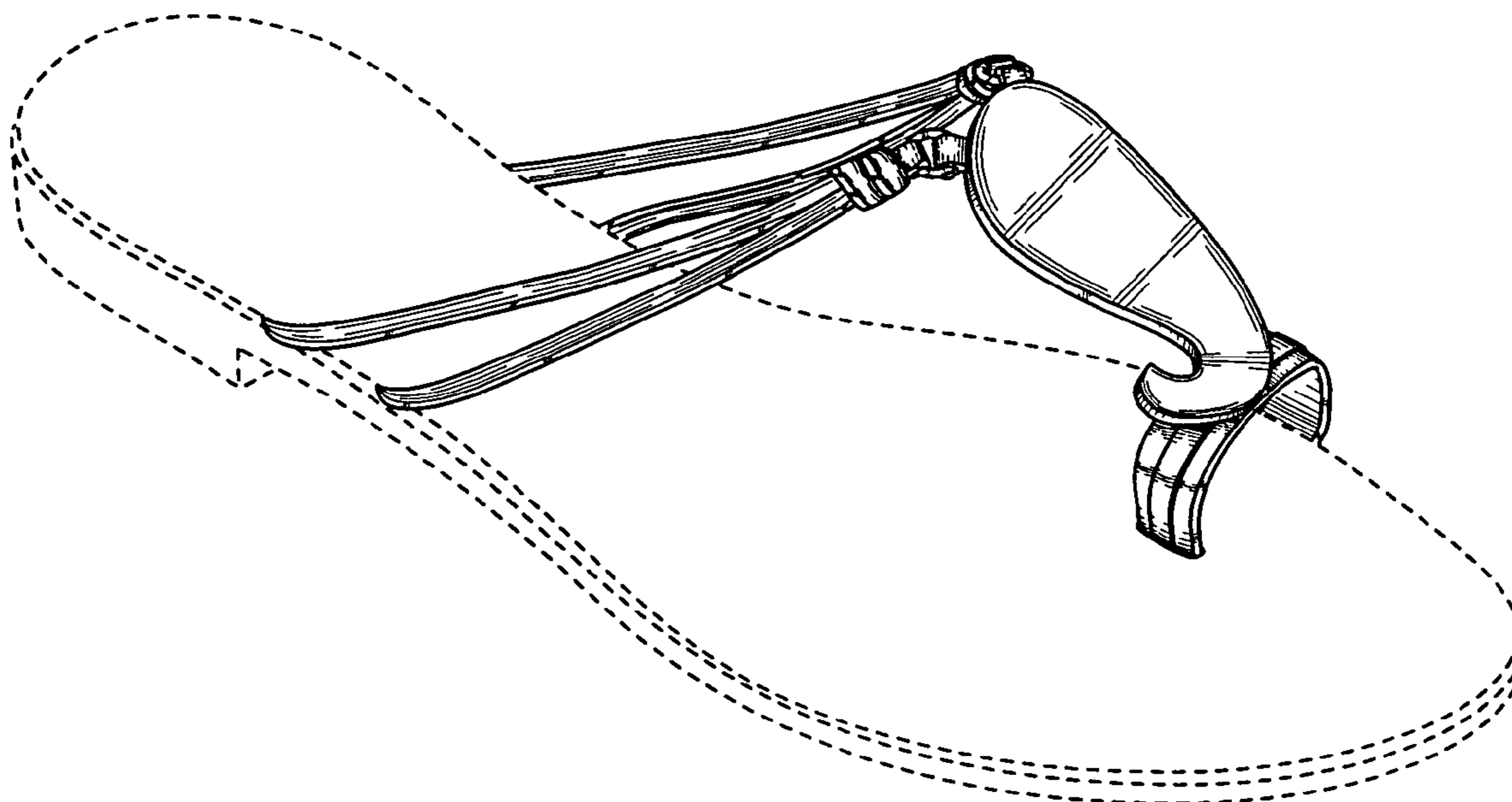
FIG. 3 is a right side view of the shoe shown in FIG. 1;

FIG. 4 is a front view of the shoe shown in FIG. 1; and,

FIG. 5 is a top view of the shoe shown in FIG. 1.

The broken line showing of the heel, sole, portion of the upper, and portion of the front is for illustrative purposes only and forms no part of the claimed design.

**1 Claim, 5 Drawing Sheets**



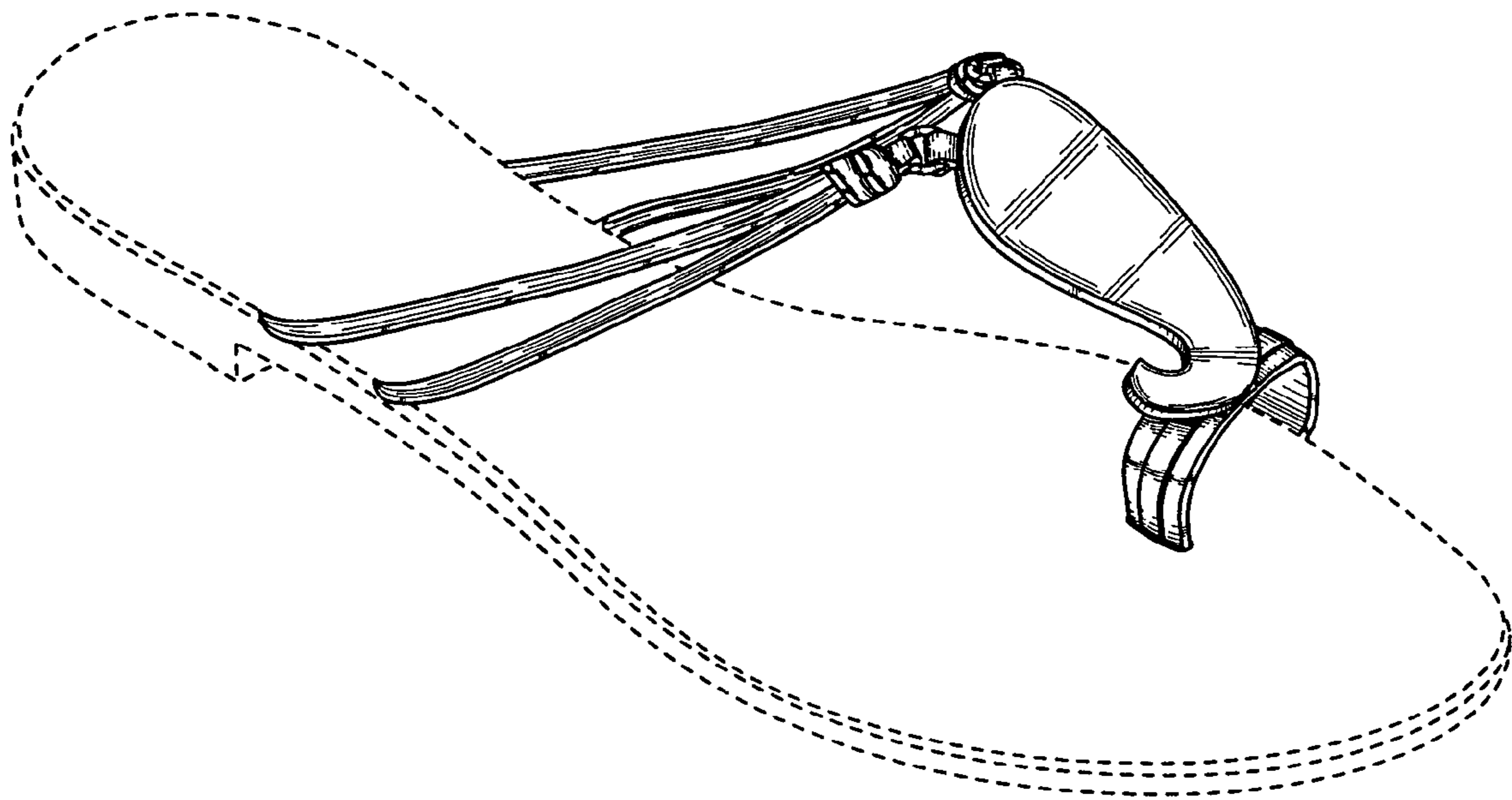


FIG. 1

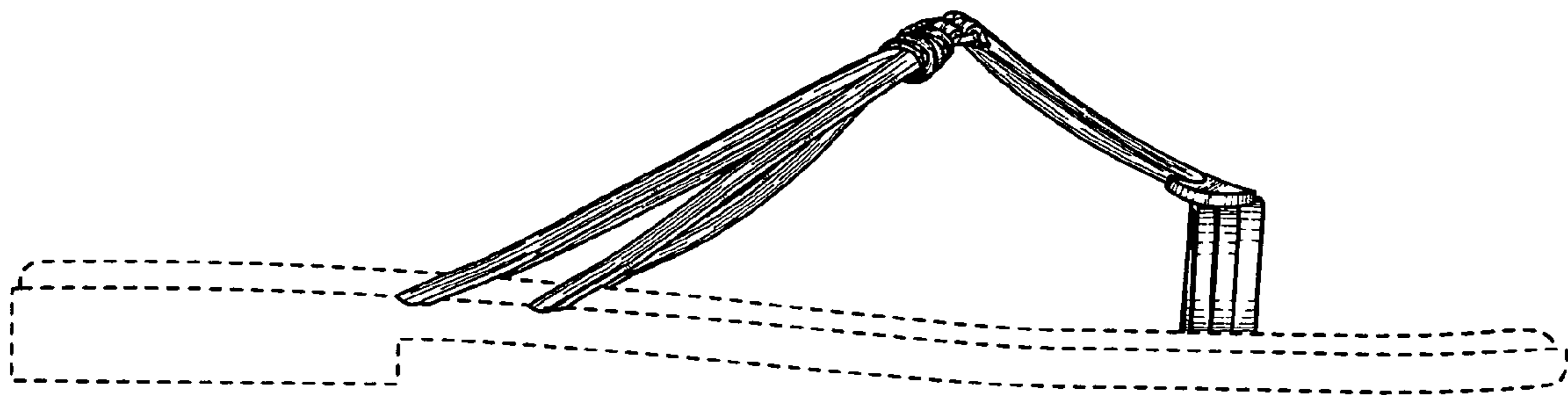


FIG. 2




FIG. 3

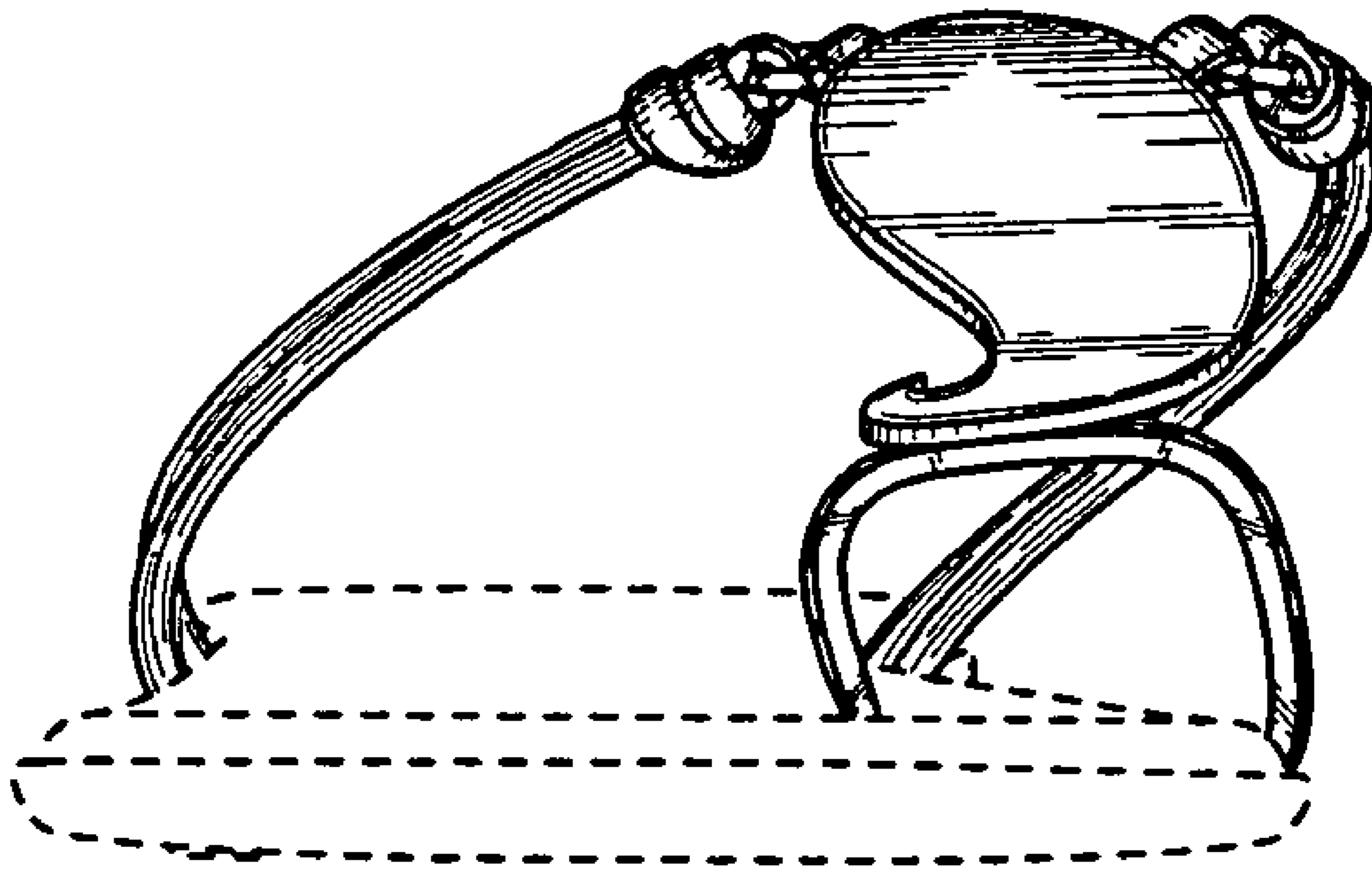


FIG. 4

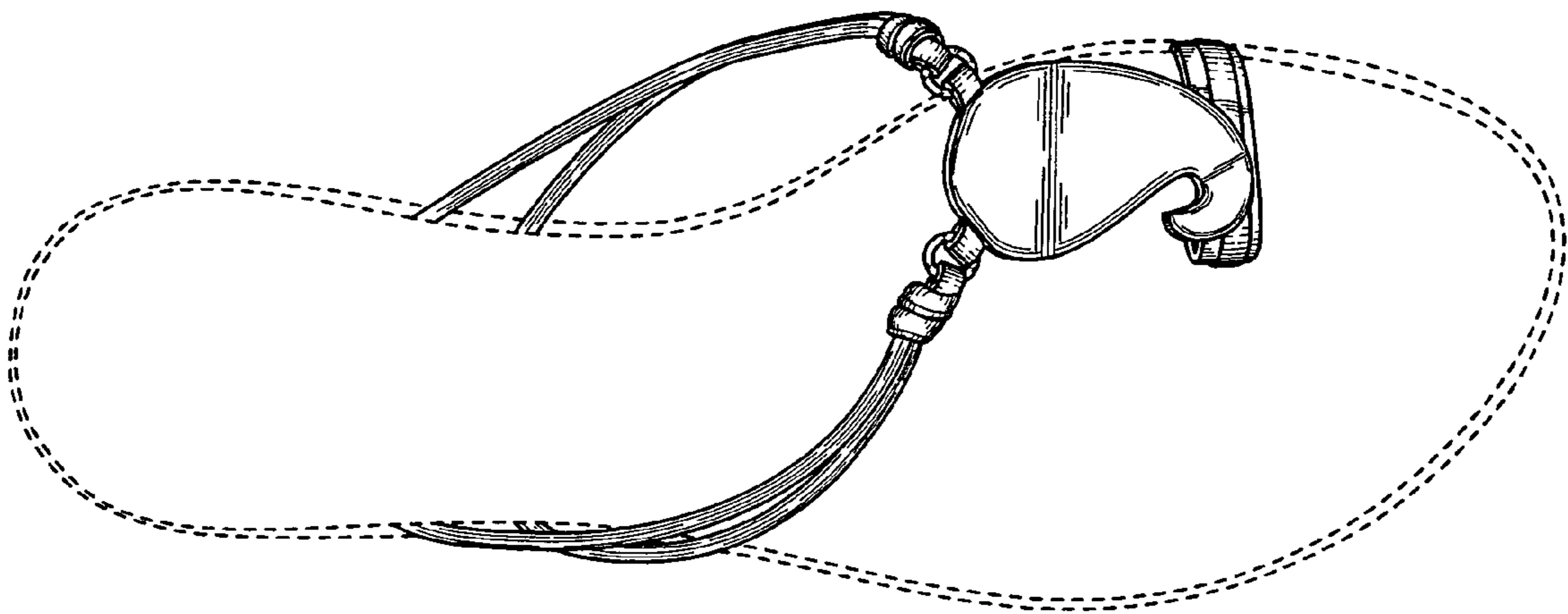


FIG. 5