



US00D557460S

(12) **United States Design Patent**
Jourde et al.

(10) **Patent No.: US D557,460 S**

(45) **Date of Patent: ** Dec. 11, 2007**

(54) **HELMET FOR HOCKEY GOALIE OR THE LIKE**

(75) Inventors: **Bastien Jourde**, Montreal (CA);
Martin Laberge, Montreal (CA)

(73) Assignee: **Sport Maska Inc.**, Montreal (CA)

(**) Term: **14 Years**

(21) Appl. No.: **29/267,953**

(22) Filed: **Oct. 26, 2006**

(51) **LOC (8) Cl.** **29-02**

(52) **U.S. Cl.** **D29/108**

(58) **Field of Classification Search** D29/102-111,
D29/122; 2/9, 6.3, 6.7, 15, 10, 452, 410,
2/422-425, 427, 431, 436, 206; 128/207.11,
128/857-858, 201.17, 201.19, 201.23, 201.24,
128/206.21, 206.12, 206.28; D24/110.2,
D24/110.3; D16/300, 301, 309, 310, 312
See application file for complete search history.

(56) **References Cited**

U.S. PATENT DOCUMENTS

D358,232 S *	5/1995	Hoshizaki et al.	D29/106
D412,376 S *	7/1999	Jurga et al.	D29/106
D522,697 S *	6/2006	Chen	D29/108
D527,847 S *	9/2006	Broersma	D29/105
D536,833 S *	2/2007	Broersma	D29/107

OTHER PUBLICATIONS

Itech 960 Senior Goalie Mask. Retrieved from the Internet, <http://www.thehockeyshop.com/catalog.php?Category_Code=S_Masks_Sr.>. Retrieved on Jul. 3, 2007.*

Itech Profile 1200 Goalie Masks Senior. Retrieved from the Internet, <http://247hockey.com/prodc_images_large/1200.jpg>. Retrieved on Jul. 3, 2007.*

ITECH helmet. Retrieved from the Internet, <http://www.midwestskate.com/Hockey/goalie_helmets.htm>. Retrieved on Jul. 3, 2007.*

* cited by examiner

Primary Examiner—Ruth McInroy

(74) *Attorney, Agent, or Firm*—Ogilvy Renault LLP

(57) **CLAIM**

We claim the ornamental design for a helmet for hockey goalie or the like, as shown and described.

DESCRIPTION

FIG. 1 is a perspective view of a helmet for hockey goalie or the like showing our new design;

FIG. 2 is a right side elevation view thereof, the opposite side being a mirror image;

FIG. 3 is a front elevation view thereof;

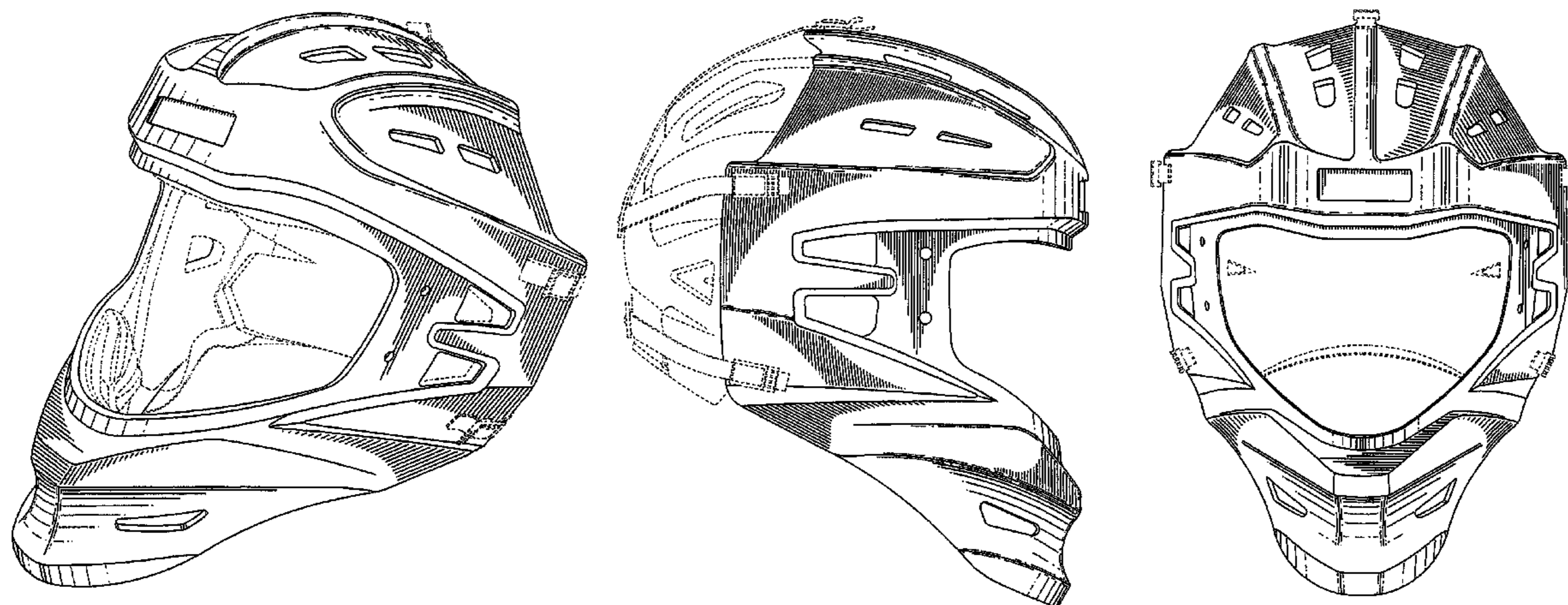
FIG. 4 is a top plan view thereof;


FIG. 5 is a rear elevation view thereof; and,

FIG. 6 is a bottom plan view thereof.

The details shown in broken lines form no part of the claimed design.

1 Claim, 6 Drawing Sheets








FIG. 2

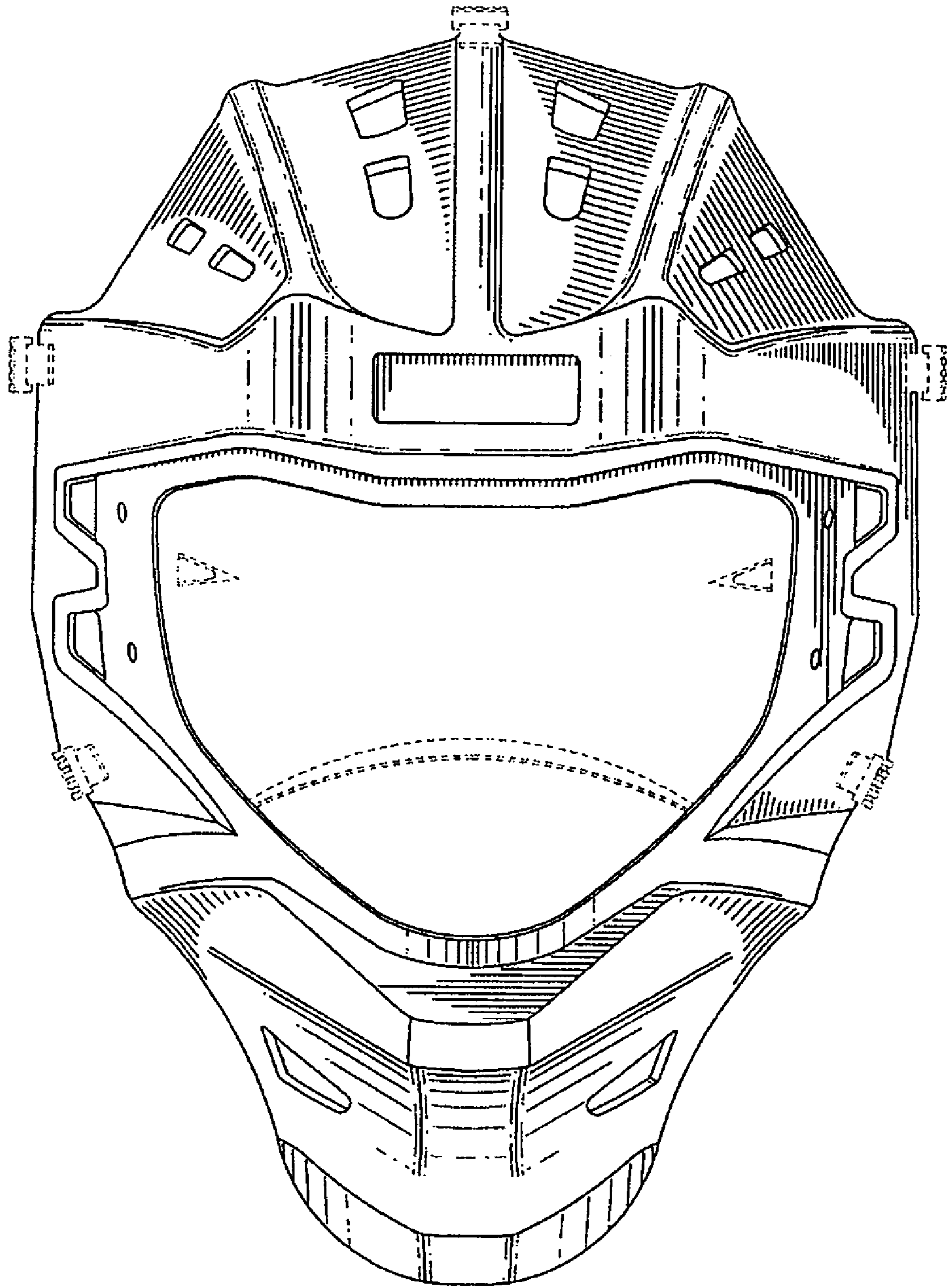


FIG. 3

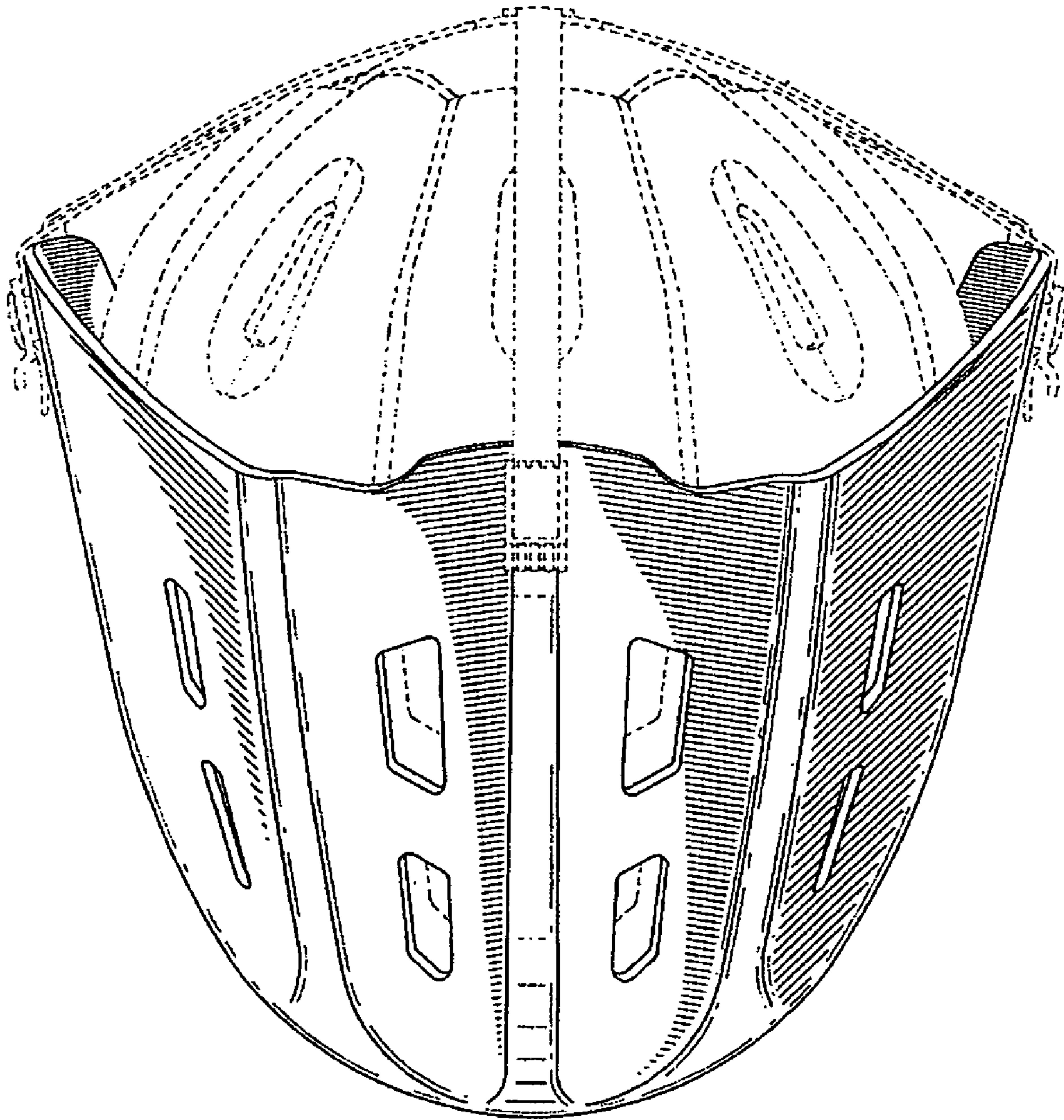


FIG. 4

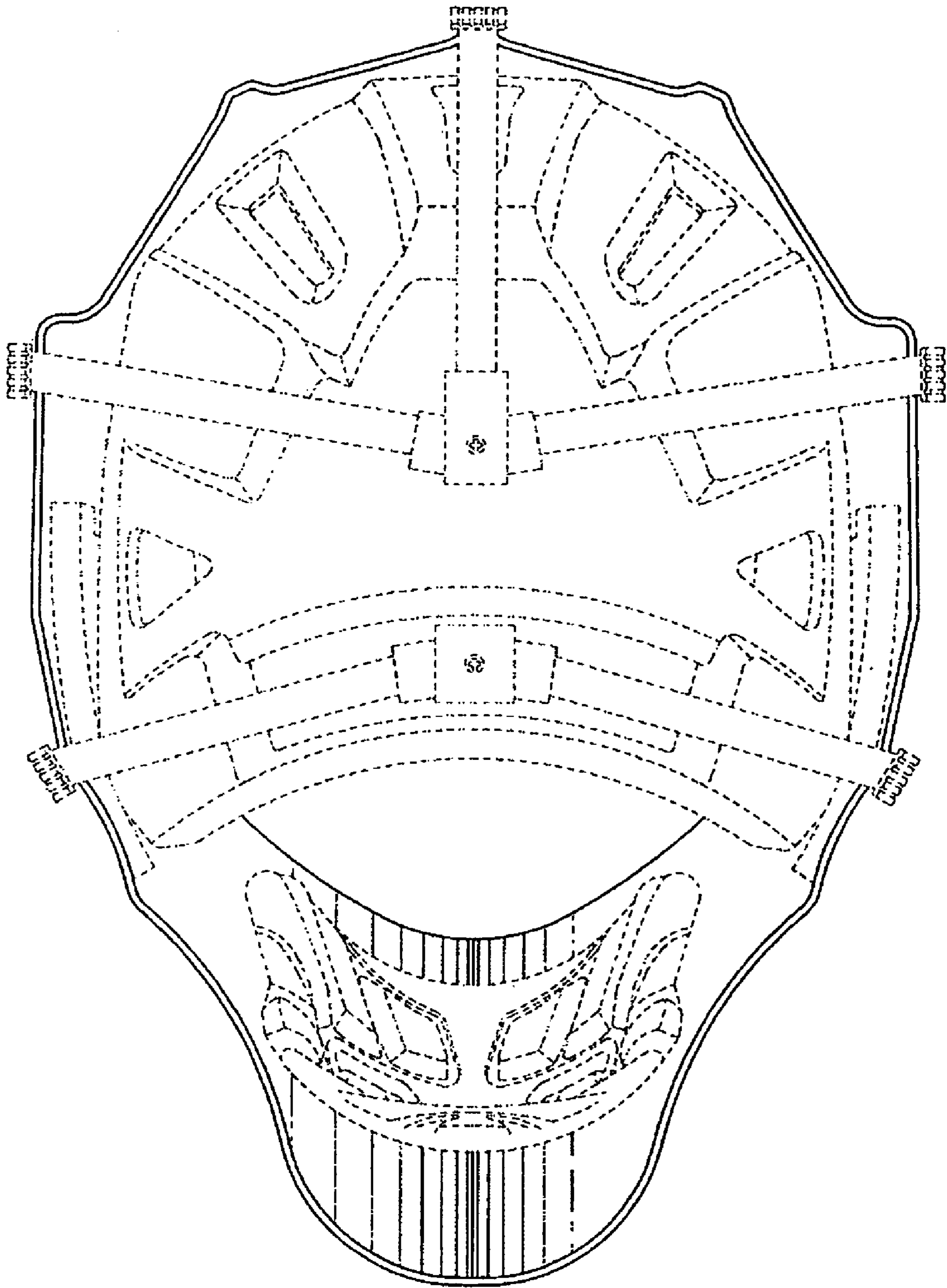


FIG. 5

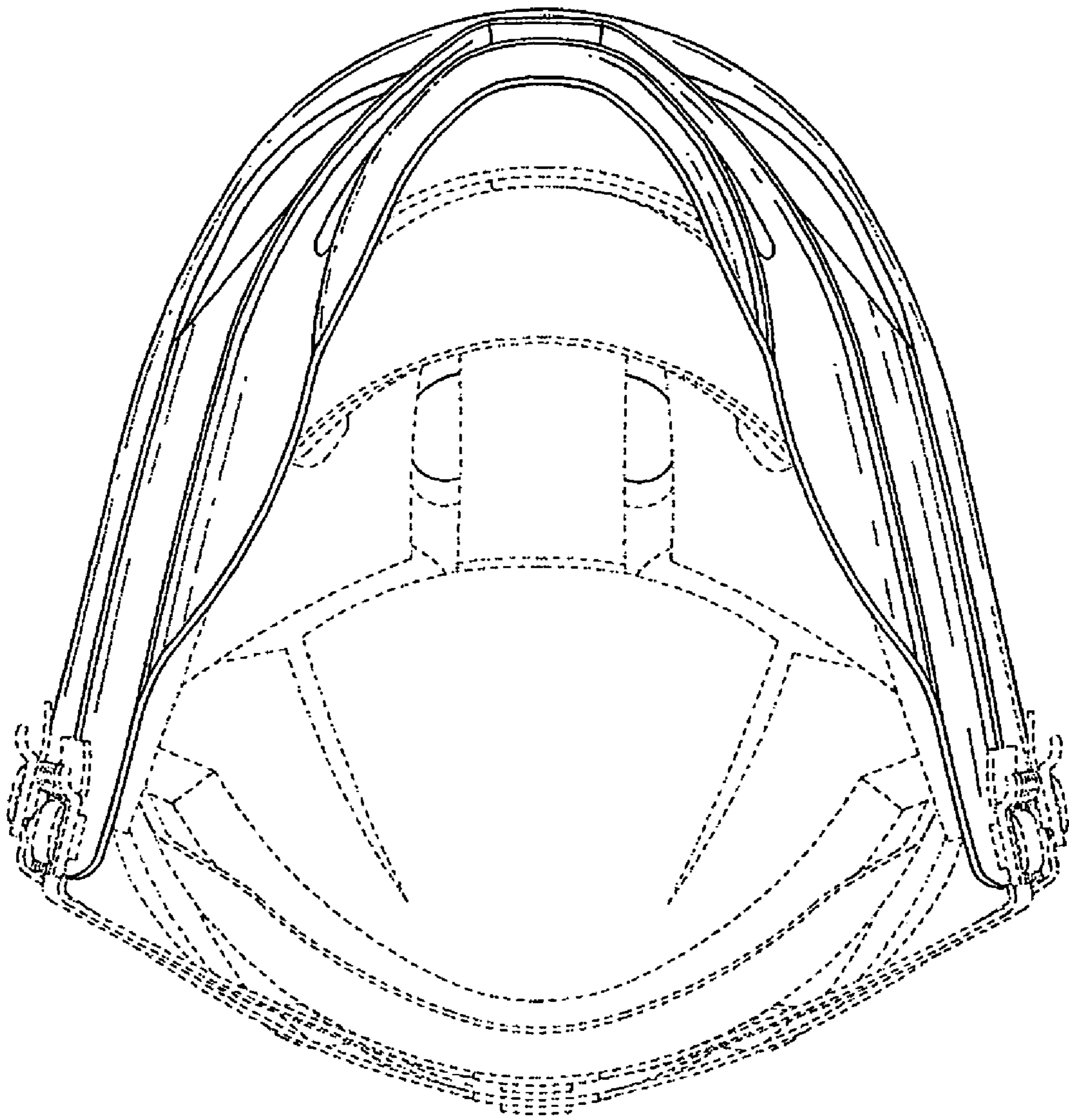


FIG. 6