



US00D557446S

(12) **United States Design Patent**
Hsu

(10) **Patent No.:** **US D557,446 S**
(45) **Date of Patent:** **** Dec. 11, 2007**

(54) **PENDANT LAMP**

(75) Inventor: **Keen Hsu**, Taichung (TW)

(73) Assignee: **Dong Guan Bright Yinhuey Lighting Co., Ltd. China**, Guang Dong (CN)

(**) Term: **14 Years**

(21) Appl. No.: **29/279,547**

(22) Filed: **May 2, 2007**

(51) **LOC (8) Cl.** **26-03**

(52) **U.S. Cl.** **D26/88**

(58) **Field of Classification Search** D26/84,
D26/88, 89, 91, 73; 362/147, 404, 407, 408
See application file for complete search history.

(56) **References Cited**

U.S. PATENT DOCUMENTS

D49,560 S *	8/1916	Bayley	D26/89
D49,563 S *	8/1916	Bayley	D26/89
D367,334 S *	2/1996	Porter et al.	D26/88
D380,570 S *	7/1997	Porter	D26/84

OTHER PUBLICATIONS

Chandelier #HV508UG from the Harvest Collection on p. 63 of the 2004 KICHLER catalog.*

Chandelier #3120-745 shown on p. 24 of the 2001 Seagull Lighting catalog.*

Chandelier #31059-767 on p. 45 of the Seagull Lighting catalog (C)2003.*

Chandelier #87108-28-S on p. 33 of the Design Lighting Products Co, Catalog No. 4, (C)1990.*

* cited by examiner

Primary Examiner—Clare E Heflin

(74) *Attorney, Agent, or Firm*—Alan Kamrath; Kamrath & Associates P.A.

(57) **CLAIM**

The ornamental design for a pendant lamp, as shown and described.

DESCRIPTION

FIG. 1 is a front elevational view of a pendant lamp showing my design;

FIG. 2 is a rear elevational view thereof;

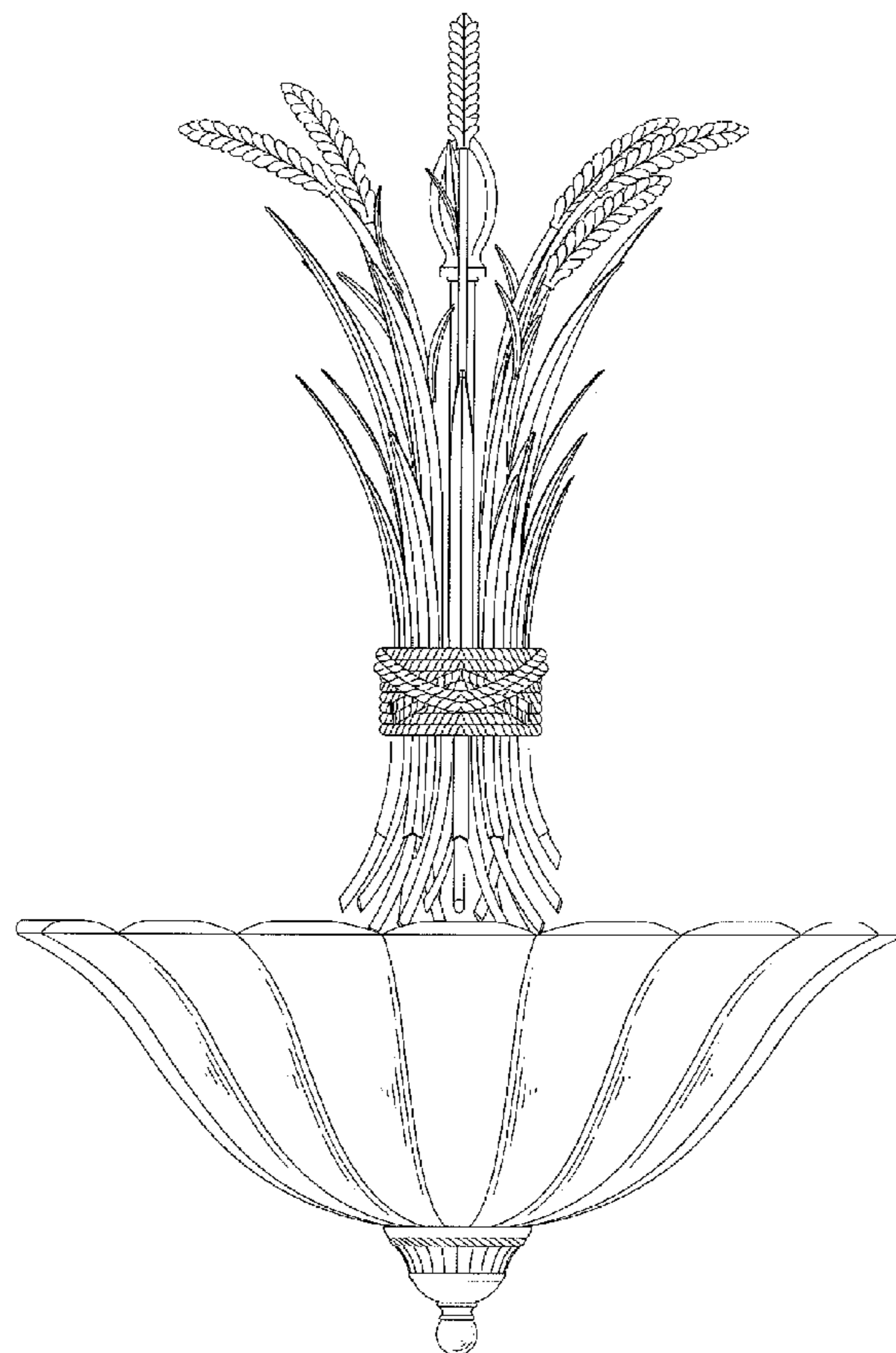
FIG. 3 is a left side elevational view thereof;

FIG. 4 is a right side elevational view thereof;

FIG. 5 is a top plan view thereof; and,

FIG. 6 is a bottom plan view thereof.

1 Claim, 6 Drawing Sheets






FIG. 1

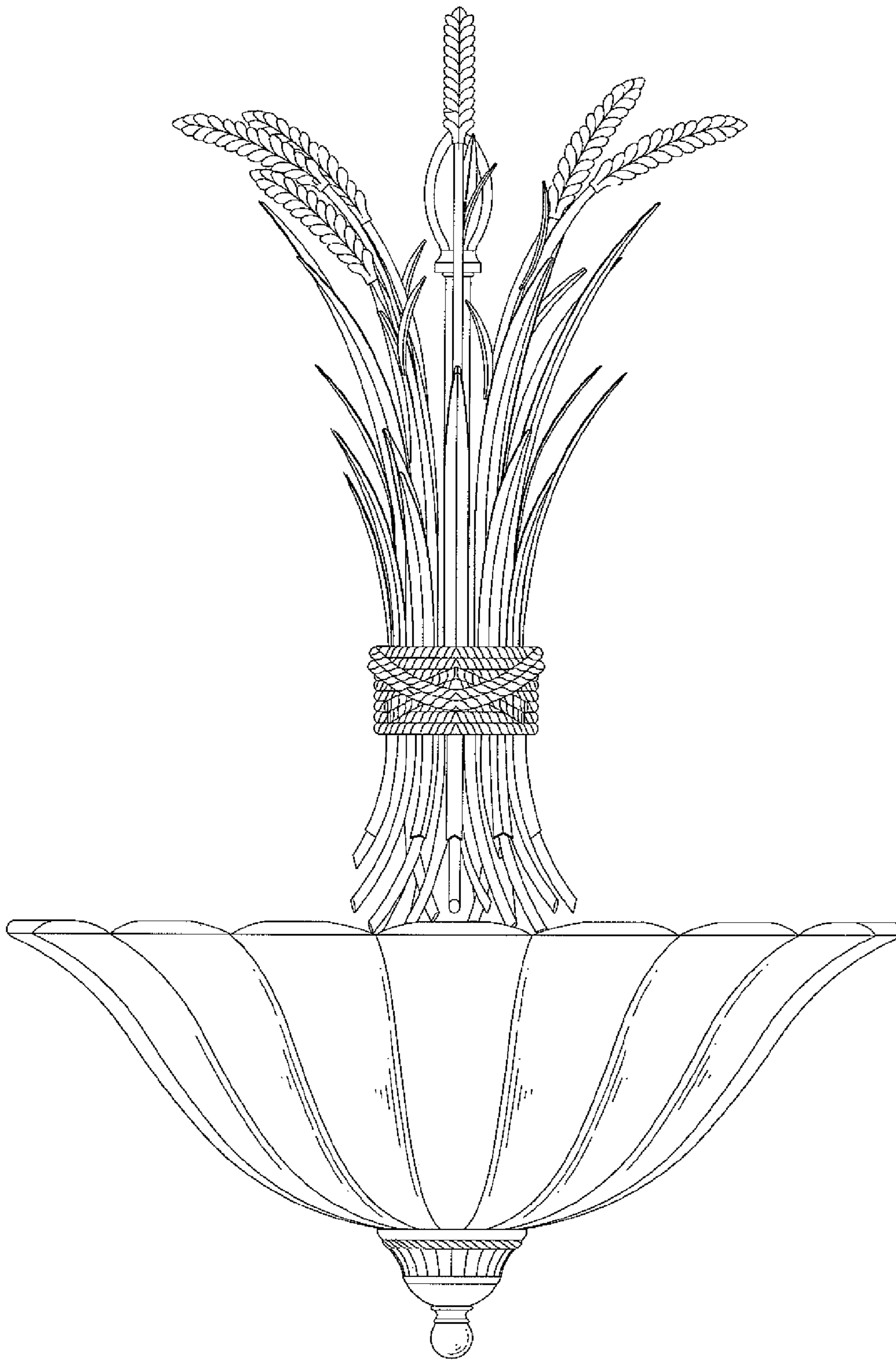


FIG. 2




FIG. 3




FIG. 4

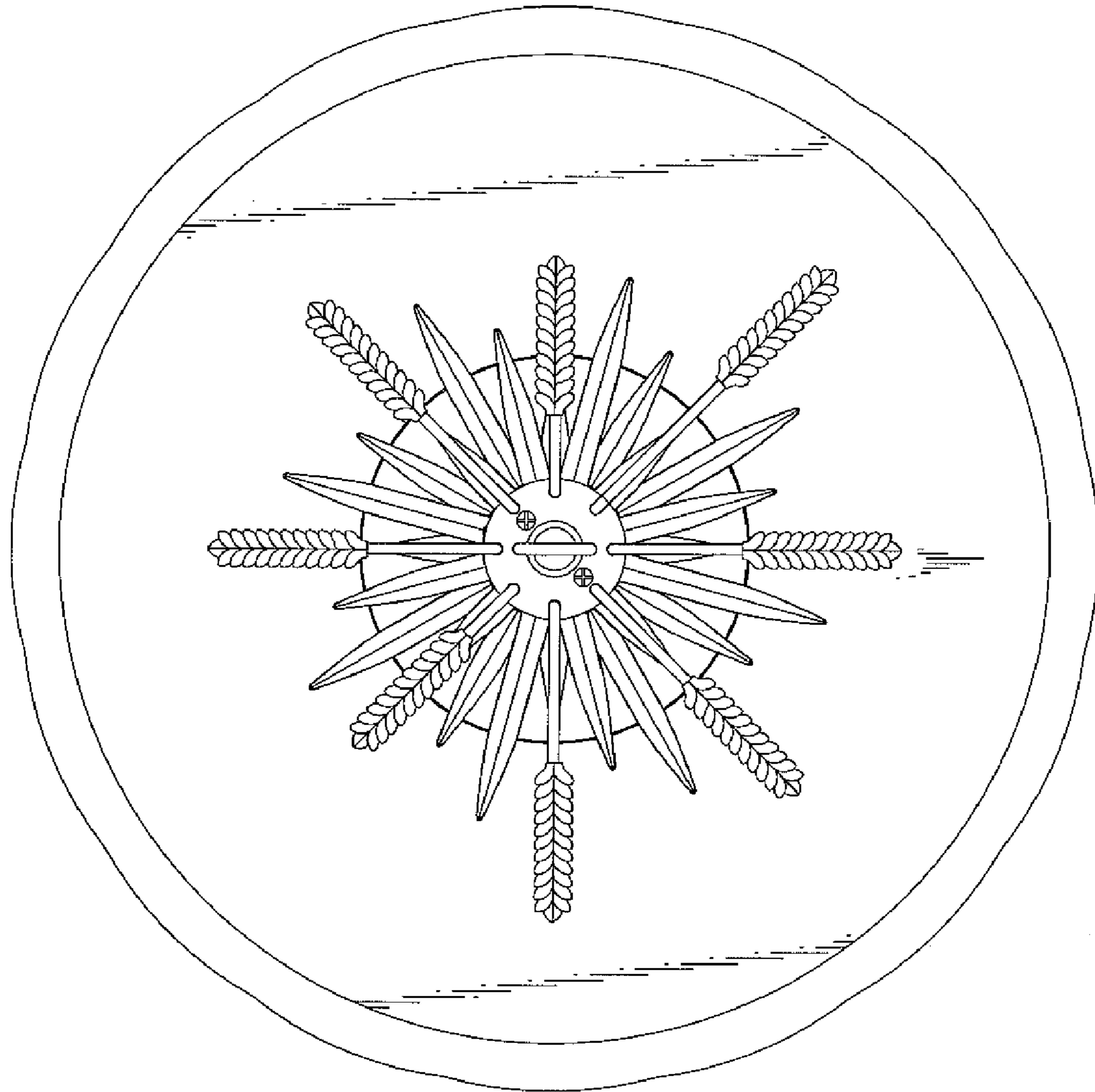


FIG. 5

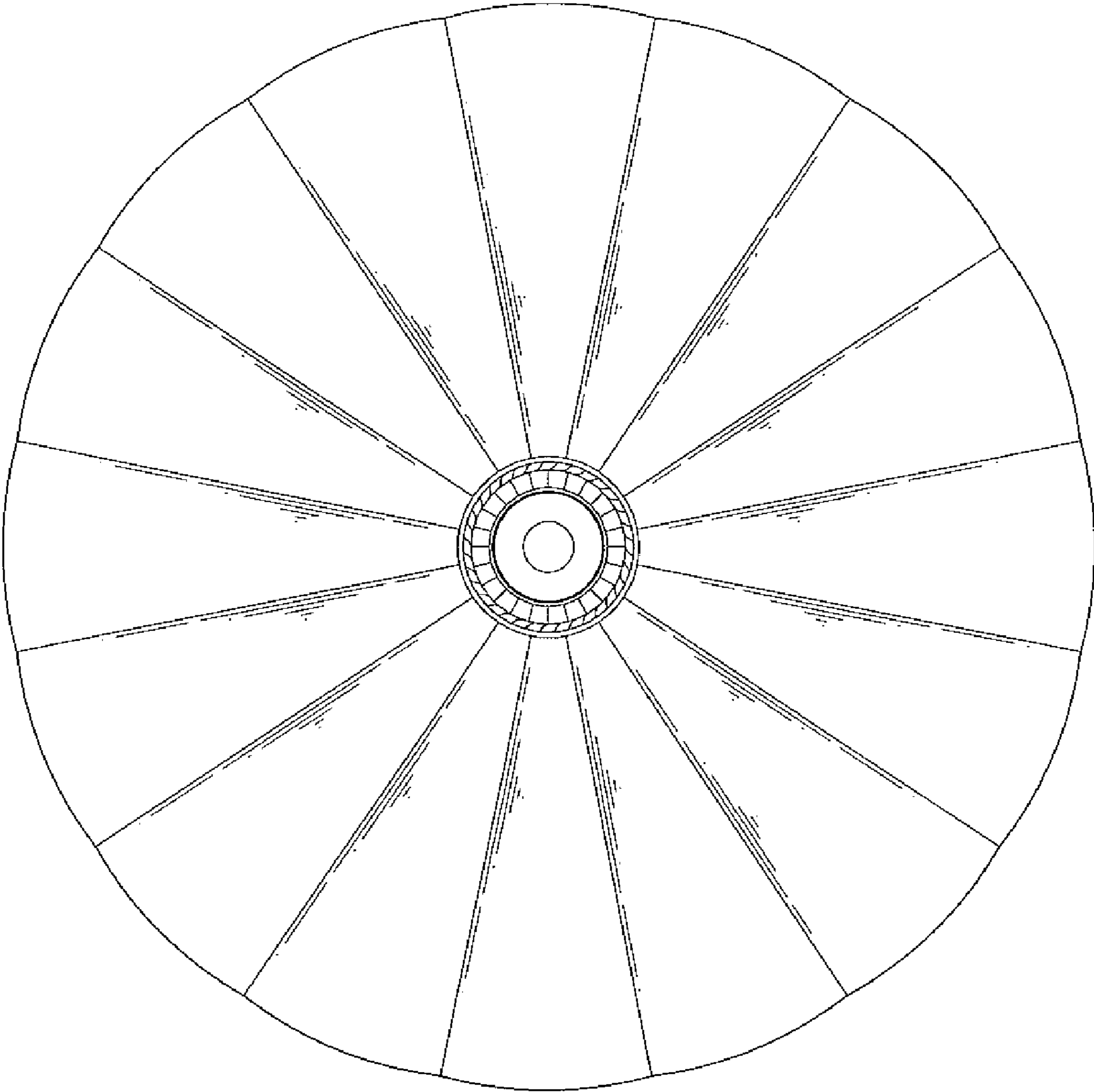


FIG. 6