



US00D557442S

(12) **United States Design Patent**  
**Niemier**

(10) **Patent No.:** **US D557,442 S**

(45) **Date of Patent:** **\*\* Dec. 11, 2007**

(54) **LIGHTING FIXTURE**

(76) Inventor: **William M. Niemier**, 75 Jacksonville Rd., Warminster, PA (US) 18974

(\*\*) Term: **14 Years**

(21) Appl. No.: **29/252,698**

(22) Filed: **Jan. 27, 2006**

(51) **LOC (8) Cl.** ..... **26-03**

(52) **U.S. Cl.** ..... **D26/85; D26/76**

(58) **Field of Classification Search** ..... D26/63,  
D26/71, 72, 76, 85; 362/147, 431, 432, 223,  
362/282

See application file for complete search history.

(56) **References Cited**

**U.S. PATENT DOCUMENTS**

|              |         |              |       |         |
|--------------|---------|--------------|-------|---------|
| D135,253 S * | 3/1943  | Hrabak       | ..... | D24/217 |
| D152,889 S * | 3/1949  | Kuhler       | ..... | D11/140 |
| D163,762 S * | 6/1951  | McCann       | ..... | D26/76  |
| D189,857 S * | 3/1961  | Lasker       | ..... | D26/85  |
| D311,967 S * | 11/1990 | Herst et al. | ..... | D26/85  |
| D330,269 S * | 10/1992 | Hong         | ..... | D26/76  |
| D449,402 S * | 10/2001 | Echito       | ..... | D26/76  |

|              |         |                |       |         |
|--------------|---------|----------------|-------|---------|
| D452,340 S * | 12/2001 | Pickett et al. | ..... | D26/76  |
| D486,263 S * | 2/2004  | Grothe et al.  | ..... | D26/118 |
| D496,122 S * | 9/2004  | Kan            | ..... | D26/76  |

\* cited by examiner

*Primary Examiner*—Clare E Heflin

(74) *Attorney, Agent, or Firm*—Zachary T. Wobensmith, III

(57) **CLAIM**

I claim the ornamental design for a lighting fixture, as shown and described.

**DESCRIPTION**

FIG. 1 is a front elevational view, showing my design;

FIG. 2 is a left side view thereof;

FIG. 3 is a right side view thereof;

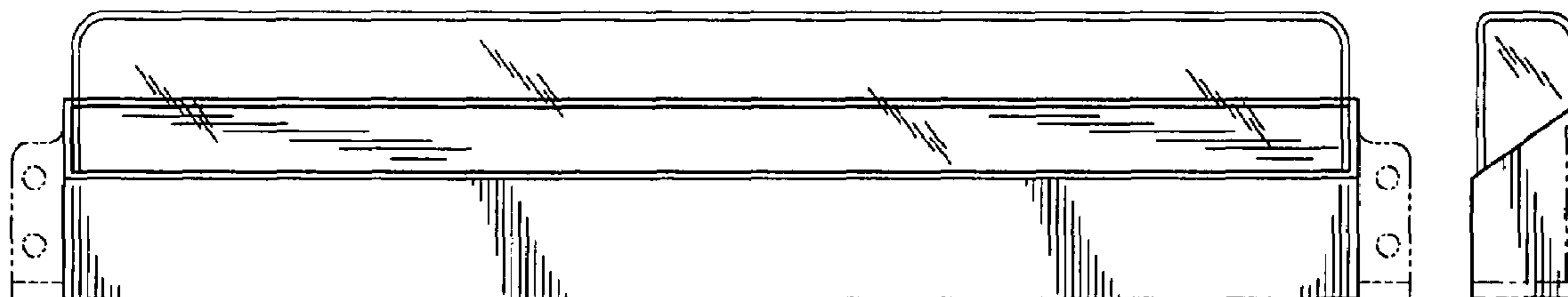
FIG. 4 is a top view thereof;

FIG. 5 is a bottom view thereof; and,

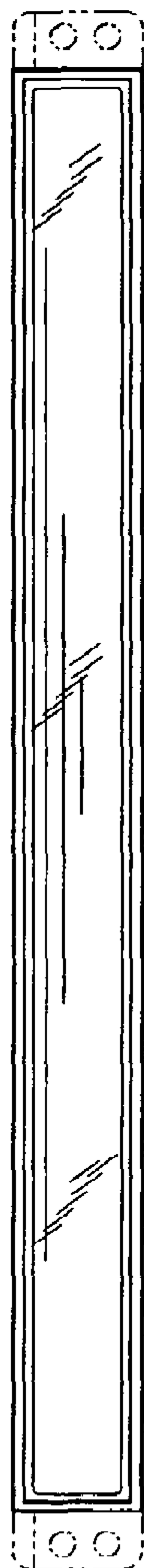
FIG. 6 is a rear view thereof.

The broken lines shown on the drawings are for illustrative purposes only and form no part of the claimed design.

**1 Claim, 1 Drawing Sheet**



*Fig. 4*

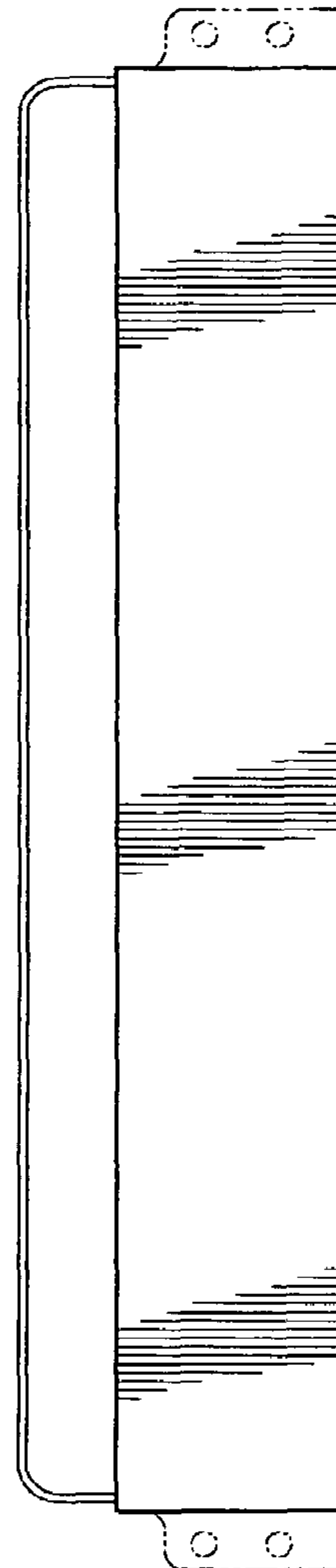


*Fig. 3*

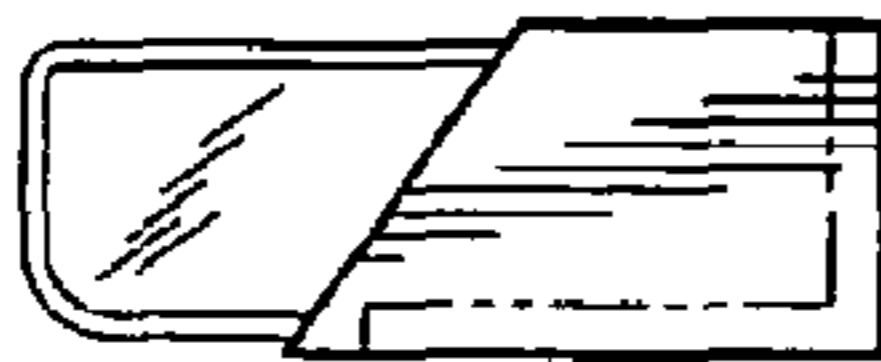
*Fig. 5*



*Fig. 6*



*Fig. 1*



*Fig. 2*