



US00D557427S

(12) **United States Design Patent** (10) **Patent No.:** **US D557,427 S**
Turner et al. (45) **Date of Patent:** **** Dec. 11, 2007**

(54) **HIGH DEFINITION TWO PANEL DOOR SKIN**

6,691,545 B1 2/2004 Aagaard
6,705,150 B1 3/2004 Jella
6,988,342 B2 1/2006 Luetgert et al.
2004/0206029 A1 10/2004 Luetgert et al.
2005/0279151 A1 12/2005 Shiroza et al.
2006/0010954 A1 1/2006 Baba et al.

(75) Inventors: **Daniel S. Turner**, Poland, OH (US);
Colin McConnell, Pulaski, PA (US)

(73) Assignee: **Samuel Stamping Technologies**,
Hermitage, PA (US)

(**) Term: **14 Years**

(21) Appl. No.: **29/265,761**

(22) Filed: **Sep. 8, 2006**

(51) **LOC (8) Cl.** **25-02**

(52) **U.S. Cl.** **D25/48**

(58) **Field of Classification Search** D25/48;
52/455, 456, 311, 313, 311.2, 311.3, 475.1,
52/507, 784.1; 49/504

See application file for complete search history.

(56) **References Cited**

U.S. PATENT DOCUMENTS

1,466,651 A * 8/1923 Peterson 52/455
1,970,134 A 8/1934 Ferris
3,121,263 A * 2/1964 Binner 49/503
3,522,939 A 8/1970 Rode
5,701,778 A 12/1997 Kirii
5,706,696 A 1/1998 Wagner
5,761,865 A * 6/1998 Schiedegger et al. 52/473
5,782,055 A * 7/1998 Crittenden 52/784.1
5,799,532 A 9/1998 Lewis
5,979,211 A 11/1999 Pahl et al.
6,032,506 A 3/2000 Kergen
6,068,245 A 5/2000 Roper

FOREIGN PATENT DOCUMENTS

JP 04371326 A 12/1992
WO WO90/00943 2/1990

* cited by examiner

Primary Examiner—Doris Clark

(74) *Attorney, Agent, or Firm*—Simpson & Simpson, PLLC

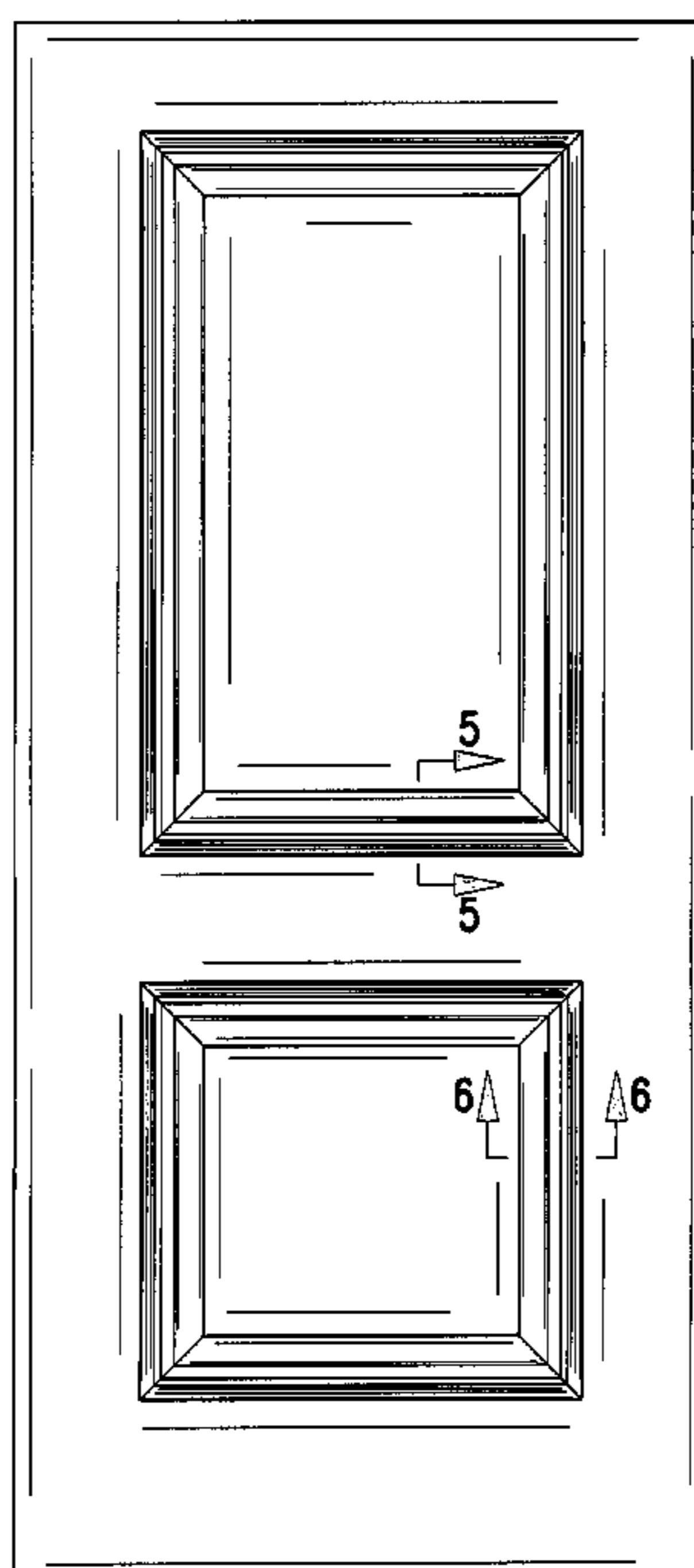
(57) **CLAIM**

The ornamental design for a high definition two panel door skin, as shown and described.

DESCRIPTION

FIG. 1 is a perspective view of the invention;
FIG. 2 is a front elevation plan view of the invention;
FIG. 3 is a right side view of the invention;
FIG. 4 is a top view of the invention; and
FIG. 5 is a cross-sectional view of the invention taken generally along line 5—5 in FIG. 2; and,
FIG. 6 is a cross-sectional view of the invention taken generally along line 6—6 in FIG. 2.
A left side view has been omitted since it is a mirror image of the right side view. A bottom view has been omitted since it is a mirror image of the top view.

1 Claim, 4 Drawing Sheets



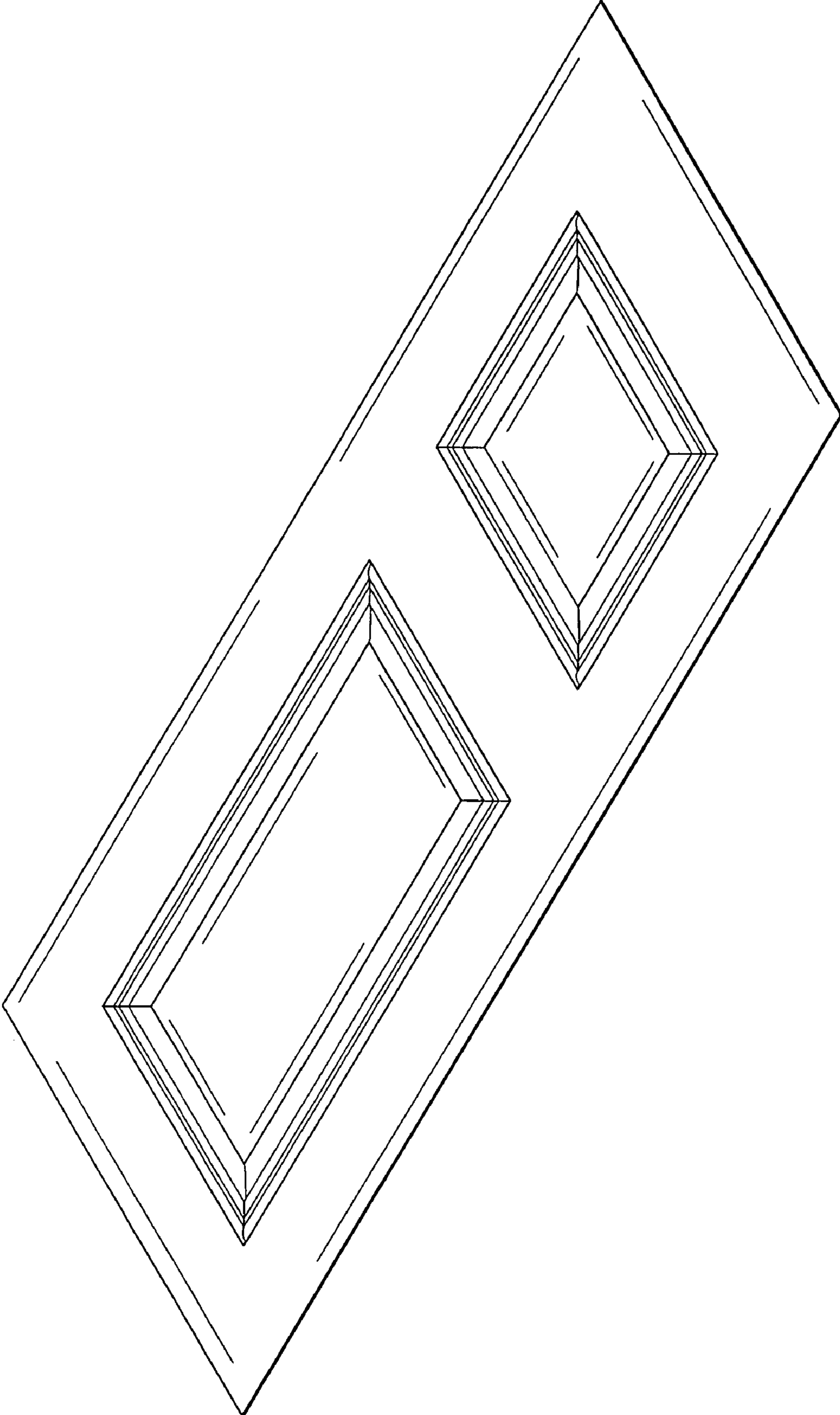


FIG. 1

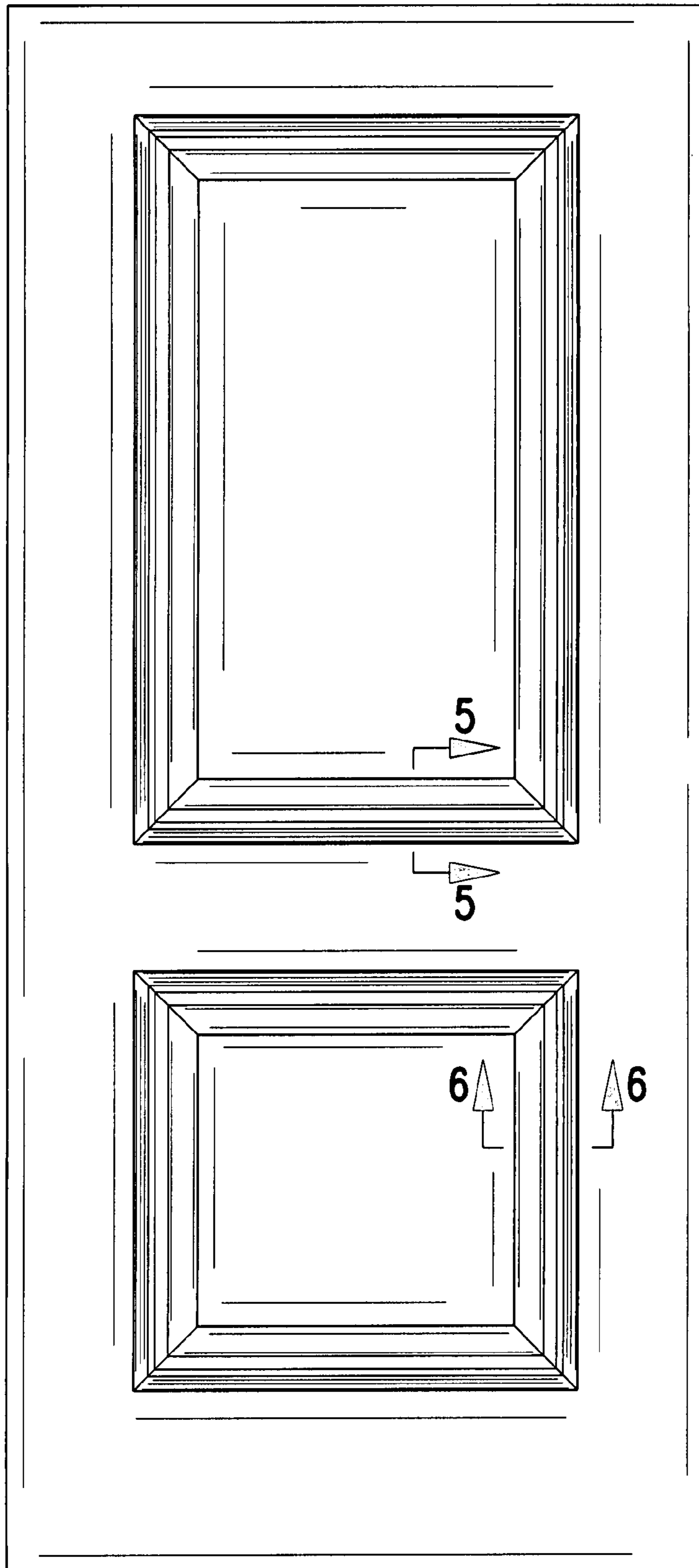


FIG. 2




FIG. 4

FIG. 3

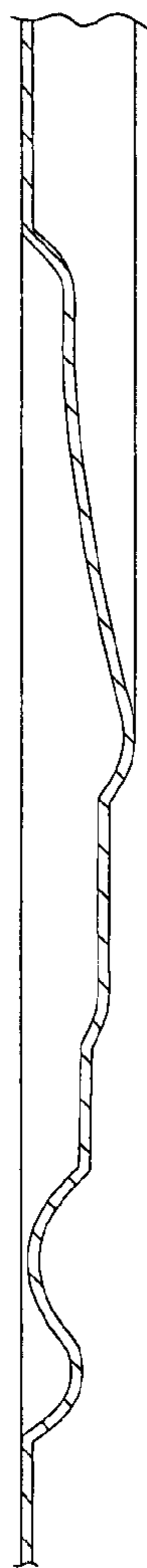


FIG. 5

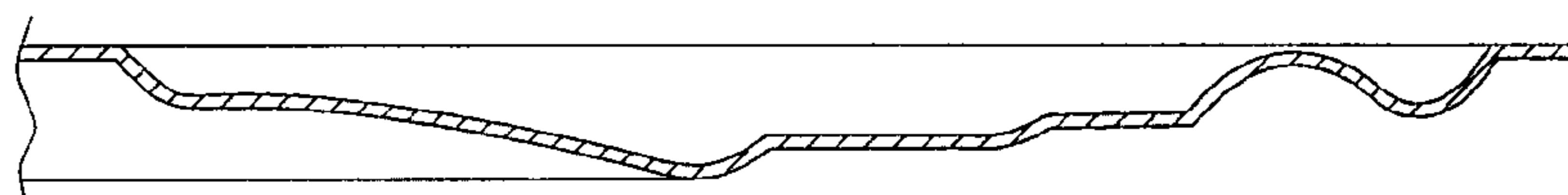


FIG. 6