



US00D557402S

(12) **United States Design Patent**
Osterberg

(10) **Patent No.:** **US D557,402 S**

(45) **Date of Patent:** **** Dec. 11, 2007**

(54) **CONDOM**

(76) Inventor: **Brian Osterberg**, P.O. Box 42,
Petoskey, MI (US) 49770

(**) Term: **14 Years**

(21) Appl. No.: **29/250,042**

(22) Filed: **Oct. 31, 2006**

(51) **LOC (8) Cl.** **28-01**

(52) **U.S. Cl.** **D24/105**

(58) **Field of Classification Search** D24/105;
600/38, 41; 128/844, 842, 843, 917, 918;
604/349

See application file for complete search history.

(56) **References Cited**

U.S. PATENT DOCUMENTS

D253,009	S	*	9/1979	Okamoto	D24/105
D254,808	S	*	4/1980	Meldahl	D24/105
4,829,991	A	*	5/1989	Boeck	600/38
5,082,004	A	*	1/1992	Reddy	128/844
5,623,945	A	*	4/1997	Shecterle et al.	128/842
D420,127	S	*	2/2000	Rudge et al.	D24/105

6,651,667	B2	*	11/2003	Osterberg	128/844
2004/0231676	A1	*	11/2004	Schoenfeld et al.	128/842
2006/0289012	A1	*	12/2006	Reddy et al.	128/844

* cited by examiner

Primary Examiner—Ian Simmons

Assistant Examiner—Christopher Lee

(74) *Attorney, Agent, or Firm*—Gifford, Krass, Sprinkle,
Anderson, & Citkowski, P.C.

(57) **CLAIM**

The ornamental design for a condom, as shown.

DESCRIPTION

FIG. 1 is a perspective view of the condom according to the design;

FIG. 2 is a top view of FIG. 1 thereof;

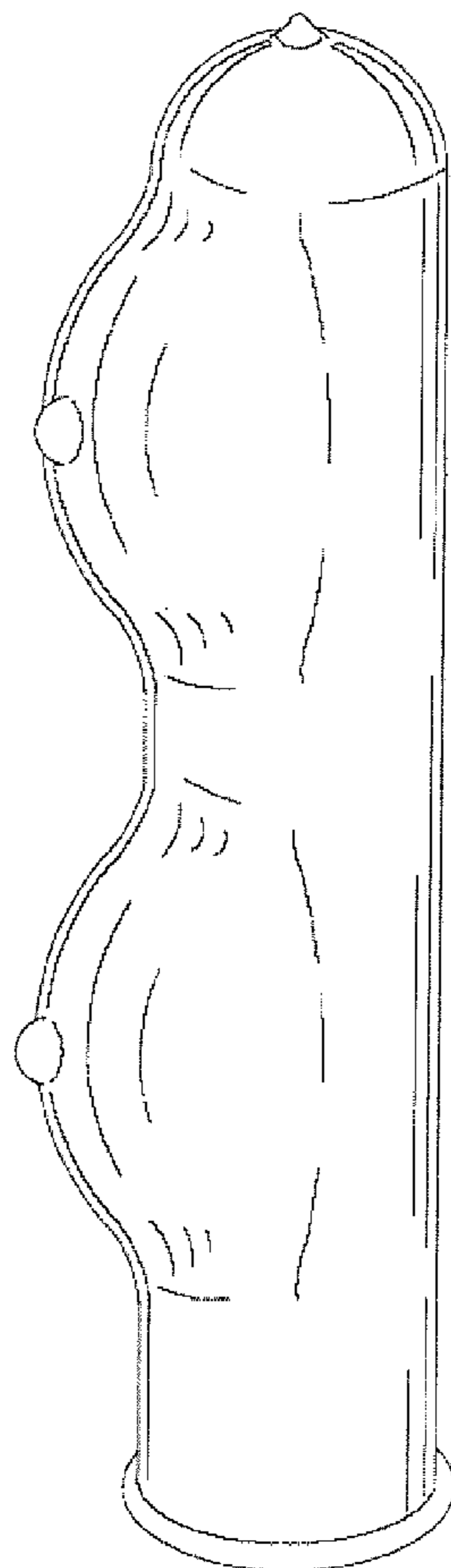
FIG. 3 is a bottom view thereof;

FIG. 4 is a front view thereof;

FIG. 5 is a side view thereof; and,

FIG. 6 is a back view.

1 Claim, 3 Drawing Sheets



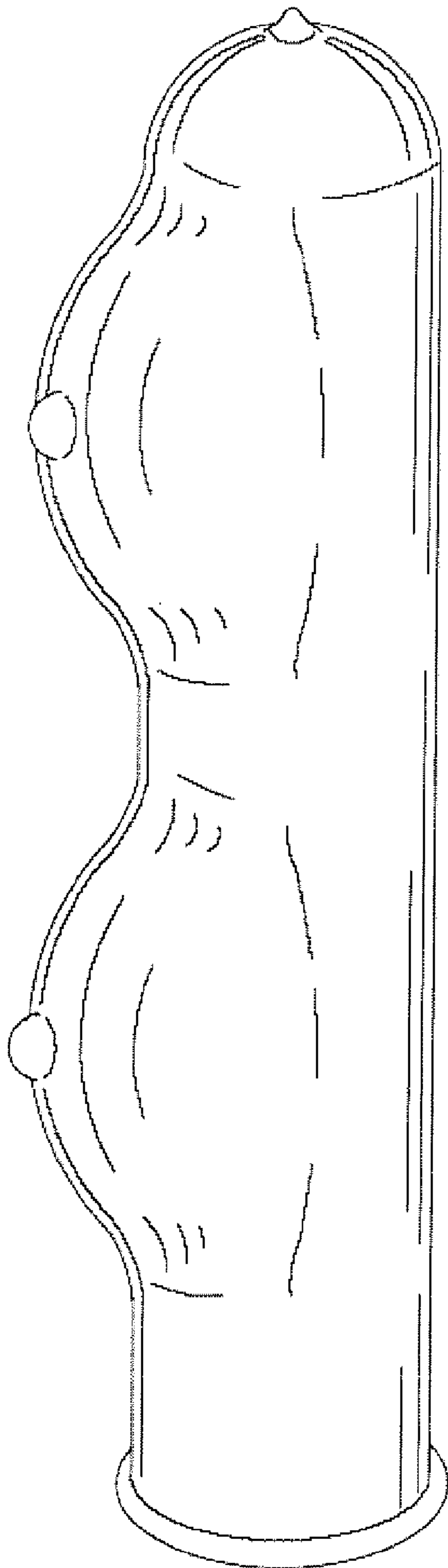


Fig-1

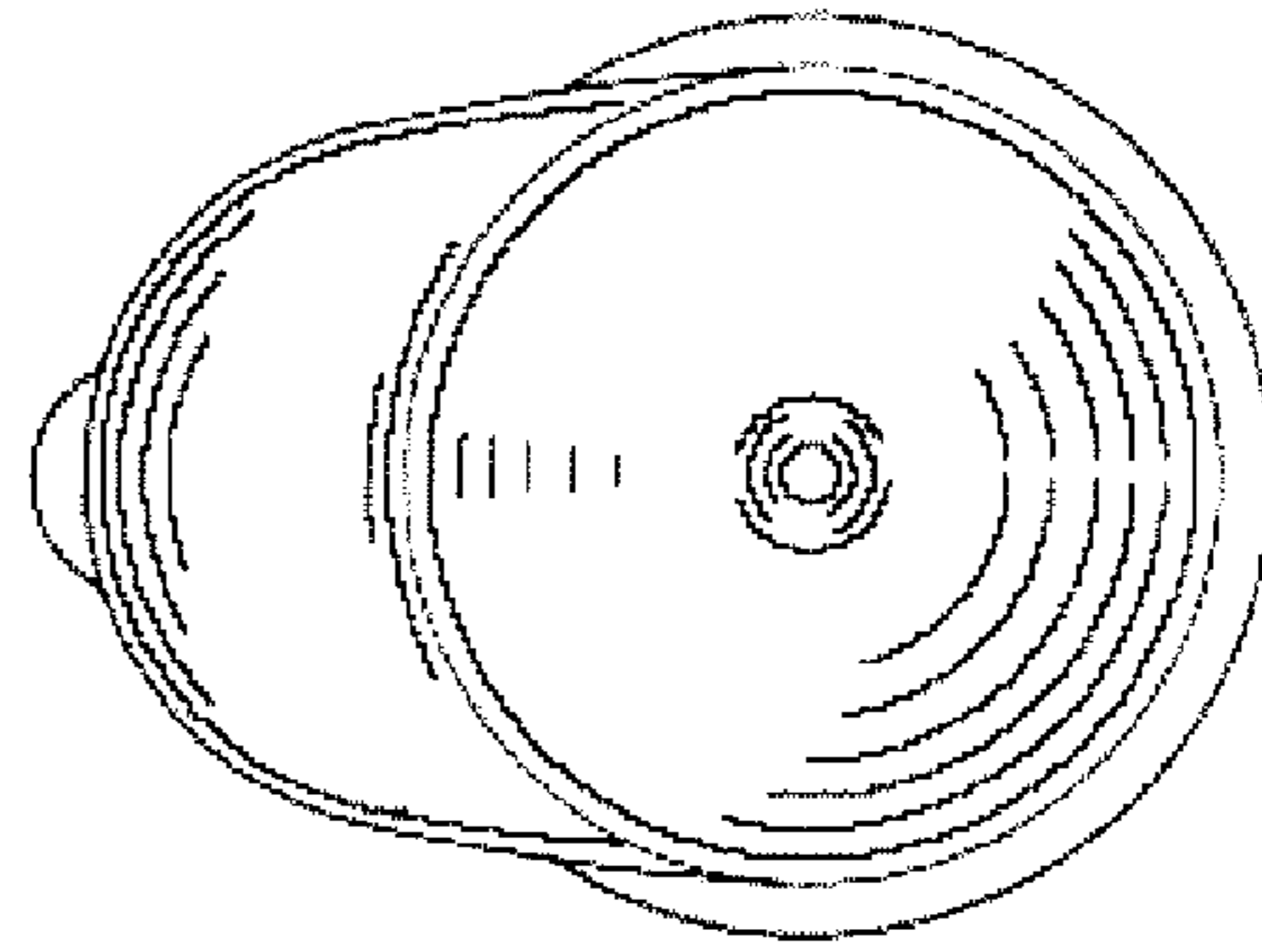


Fig-2

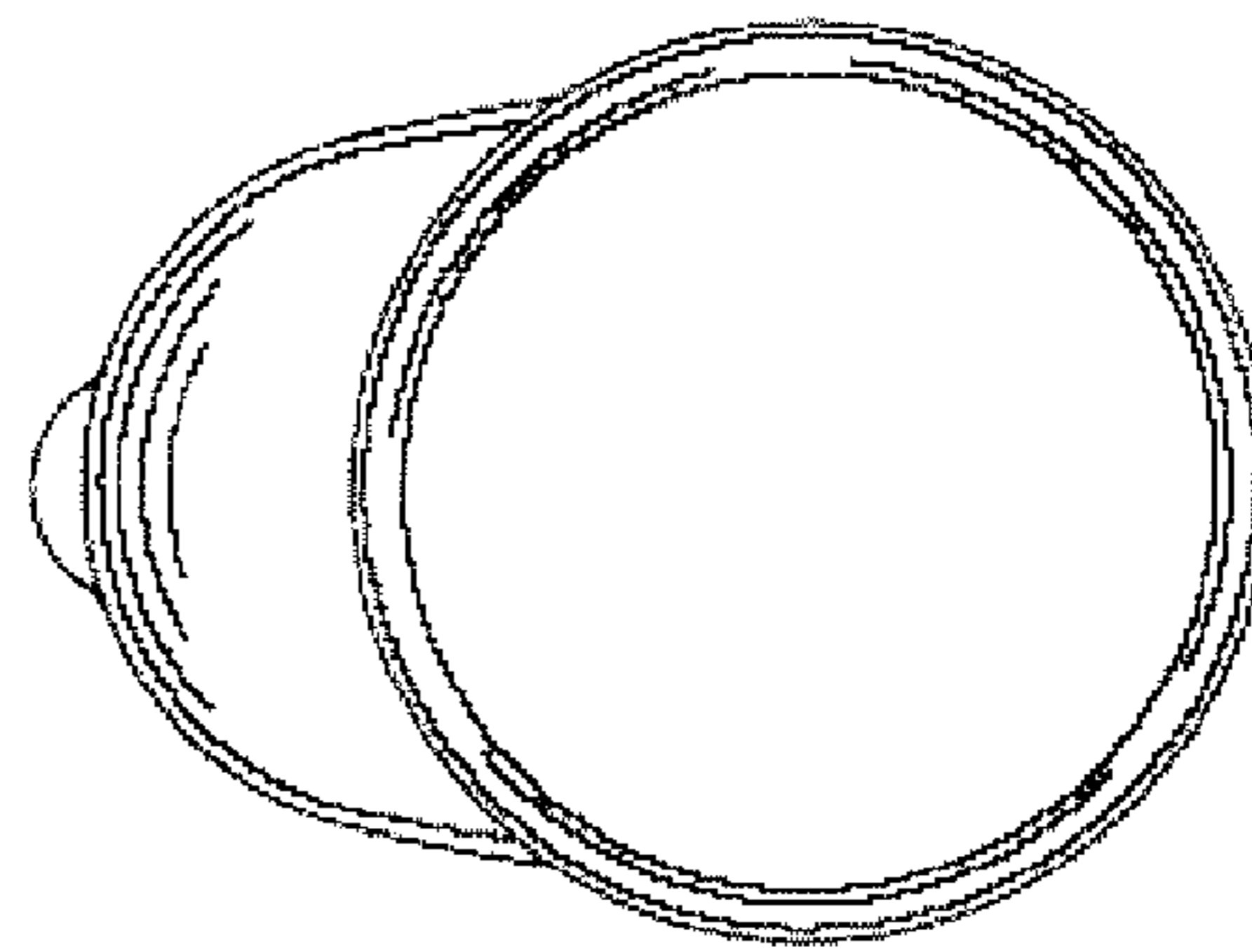


Fig-3

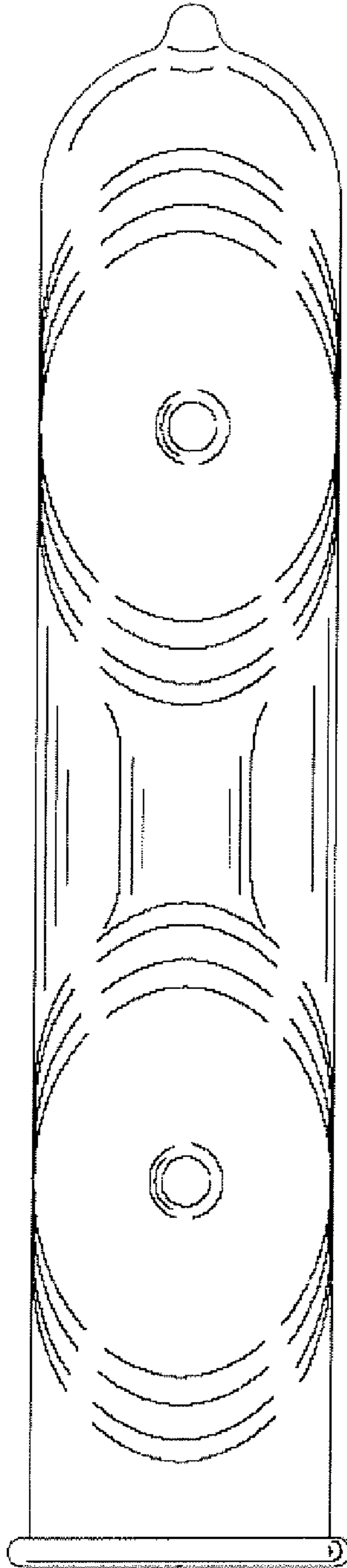


Fig-4

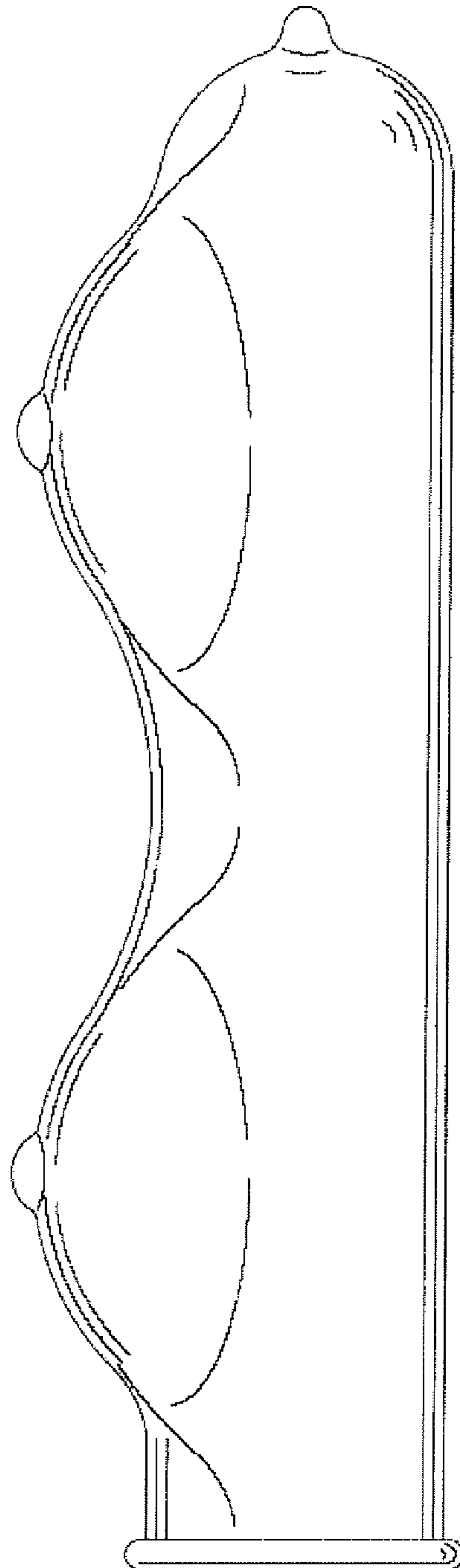


Fig-5




Fig-6