



US00D557401S

(12) **United States Design Patent**
Lee et al.

(10) **Patent No.:** **US D557,401 S**

(45) **Date of Patent:** **** Dec. 11, 2007**

(54) **FAN BLADE**

(75) Inventors: **Sung-Wei Lee**, Taoyuan Hsien (TW);
Chin-Hong Lee, Taoyuan Hsien (TW)

(73) Assignee: **Delta Electronics Inc.**, Taoyuan Hsien (TW)

(**) Term: **14 Years**

(21) Appl. No.: **29/261,116**

(22) Filed: **Jun. 8, 2006**

(51) **LOC (8) Cl.** **23-04**

(52) **U.S. Cl.** **D23/413**

(58) **Field of Classification Search** D23/370,
D23/379, 413; 416/246, 223 R, 238; D12/214
See application file for complete search history.

(56) **References Cited**

U.S. PATENT DOCUMENTS

D324,201 S *	2/1992	Hannon et al.	D12/214
D324,363 S *	3/1992	Hannon et al.	D12/214
D324,364 S *	3/1992	Hannon et al.	D12/214
6,238,185 B1 *	5/2001	Horng	416/223 R
D485,904 S *	1/2004	Tsai et al.	D23/413

* cited by examiner

Primary Examiner—Lisa Lichtenstein

(74) *Attorney, Agent, or Firm*—Birch, Stewart, Kolasch & Birch, LLP

(57) **CLAIM**

The ornamental design for a fan blade, as shown and described herein.

DESCRIPTION

FIG. 1 is a perspective view of a fan blade showing our new design;

FIG. 2 is a top view thereof;

FIG. 3 is a bottom view thereof;

FIG. 4 is a front end view thereof;


FIG. 5 is a rear end view thereof;

FIG. 6 is a left side view thereof; and,

FIG. 7 is a right side view thereof.

The broken line showing of the fan blade in use is included for the purpose of illustrating environmental structure and forms no part of the claimed design.

1 Claim, 4 Drawing Sheets






Fig. 1

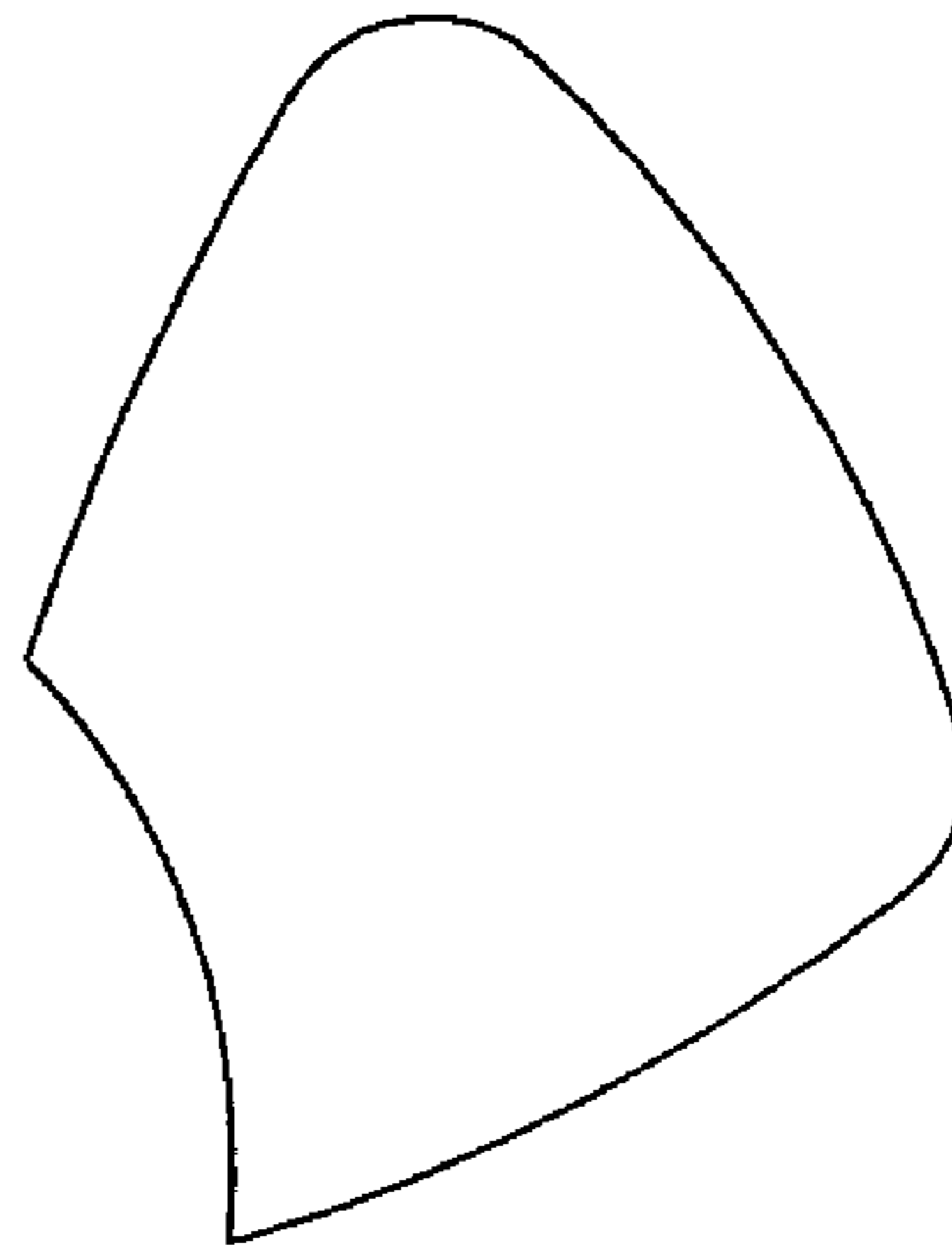


Fig. 2

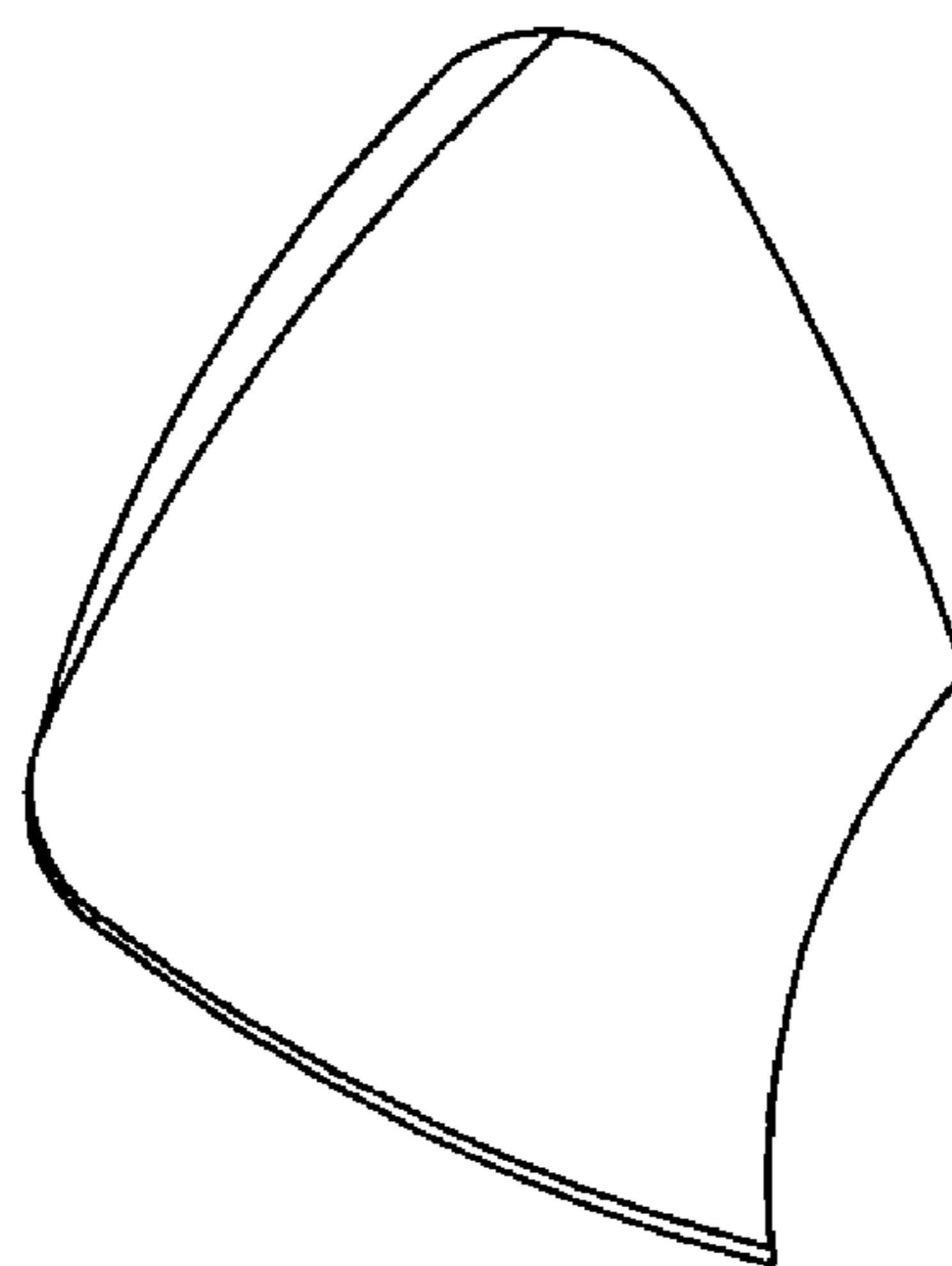


Fig. 3

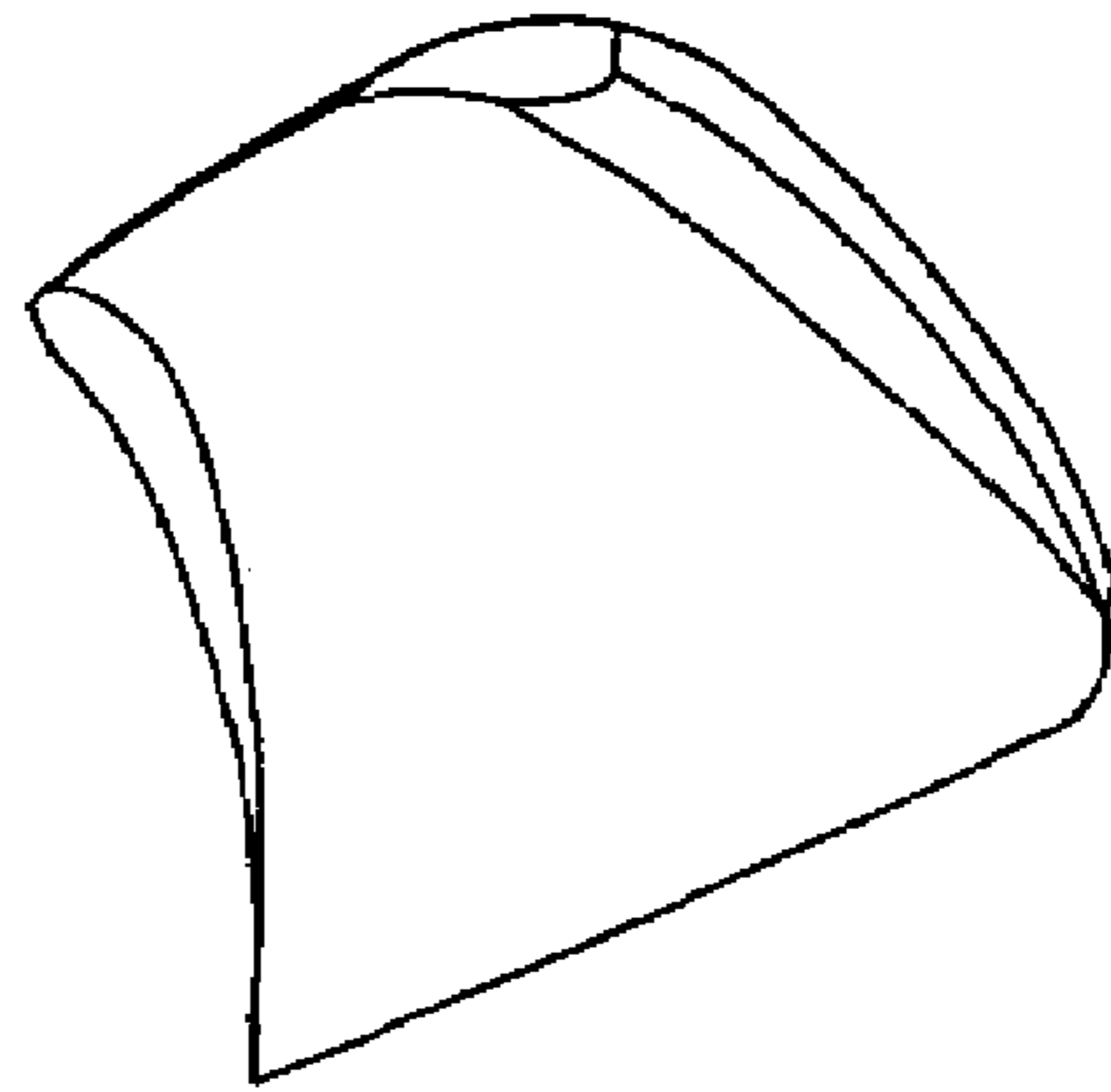


Fig. 4

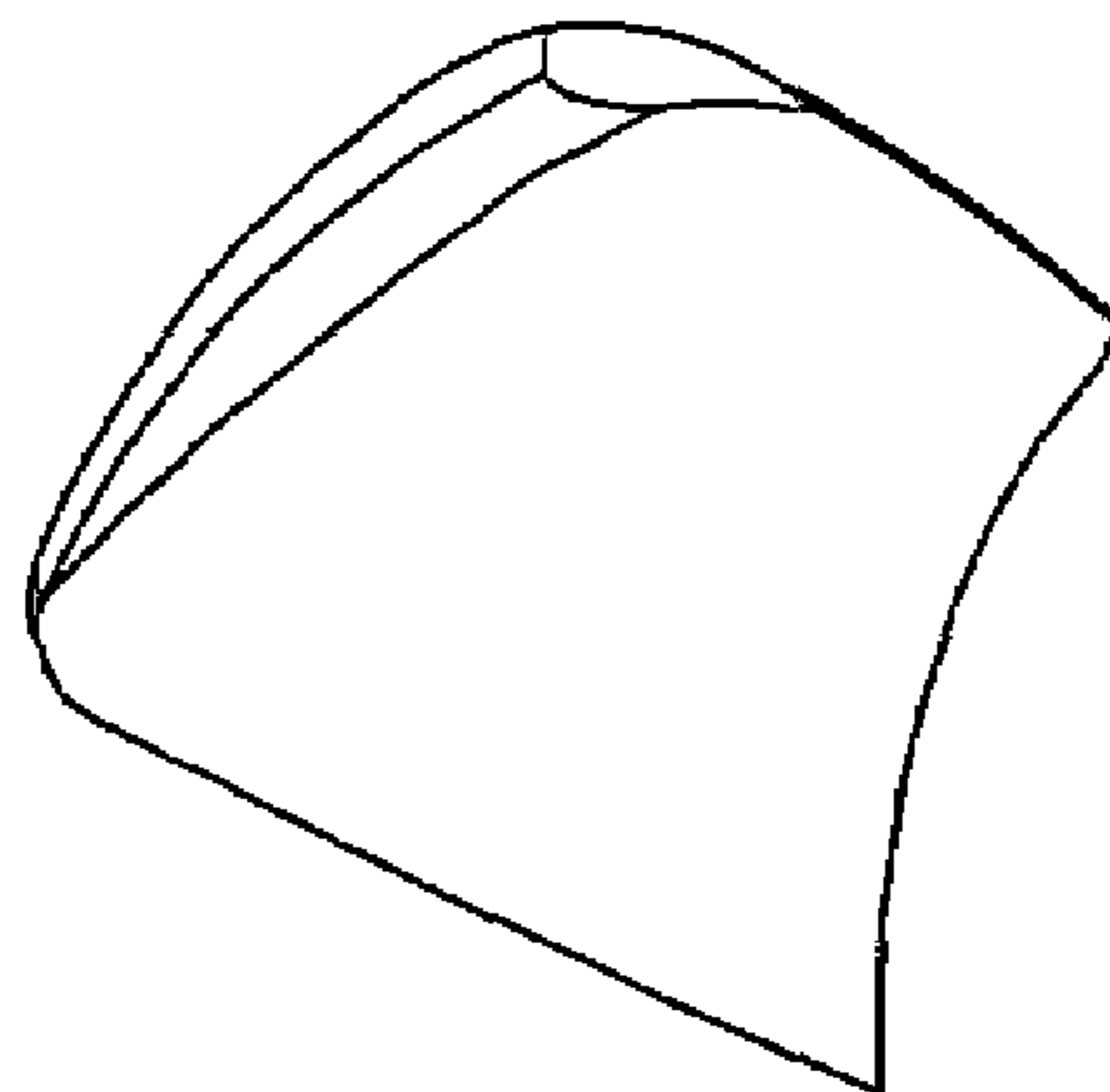


Fig. 5




Fig. 6




Fig. 7