



US00D557390S

(12) **United States Design Patent**  
**Kaule**

(10) **Patent No.:** **US D557,390 S**

(45) **Date of Patent:** **\*\* Dec. 11, 2007**

(54) **SEAT**

(75) Inventor: **Brian M. Kaule**, Sheboygan, WI (US)

(73) Assignee: **Kohler Co.**, Kohler, WI (US)

(\*\*) Term: **14 Years**

(21) Appl. No.: **29/248,752**

(22) Filed: **Aug. 31, 2006**

(51) **LOC (8) Cl.** ..... **23-02**

(52) **U.S. Cl.** ..... **D23/311**

(58) **Field of Classification Search** ..... D23/303,  
D23/309-312; 4/444, 483, 485-486, 217,  
4/234-235, 237-239, 242.1, DIG. 6, DIG. 9  
See application file for complete search history.

(56) **References Cited**

**U.S. PATENT DOCUMENTS**

D478,378 S \* 8/2003 Svendsen et al. .... D23/311

**OTHER PUBLICATIONS**

Kohler Co., "Cachet Quiet-Close Quick-Release, Elongated". Model No. K-4636. Kohler Co. online catalog. Paulsupply online catalog. Copyright 2006 CSG Industries.

Kohler Co., "Slow-Close Toilet Seats with Quick Release Functionality". Model No. K-4636. Kohler Co. online catalog. Copyright 2006 Kohler Co.

Church. "Alesio 19160NI—Elongated Coralink Seat with Nickel Hinges". Manufacturer Part No.: 19160NI. Paulsupply online catalog. Copyright 2006 CSG Industries.

Kallista, Inc. "Kalligraphos One-Piece Toilet". Model No.: P70006-CP. Kallista, Inc. catalog.

American Standard. "Rise and Shine" toilet seat cover. Model No.: AS 532201. Decorativefaucet.com online catalog. Copyright Transformyx, 1998-2006.

\* cited by examiner

*Primary Examiner*—Robert A. Delehanty

(74) *Attorney, Agent, or Firm*—Quarles & Brady LLP

(57) **CLAIM**

The ornamental design for a seat, as shown and described.

**DESCRIPTION**

In a preferred embodiment, the nature of this product is a toilet bowl.

FIG. 1 is a right, top, front perspective view of a cover embodying my new design;

FIG. 2 is a right, top, front perspective view thereof with a seat cover shown in phantom in FIG. 1 removed;

FIG. 3 is a top plan view thereof;

FIG. 4 is a right side elevational view thereof, the left side elevational view thereof being a mirror image of the right side shown;

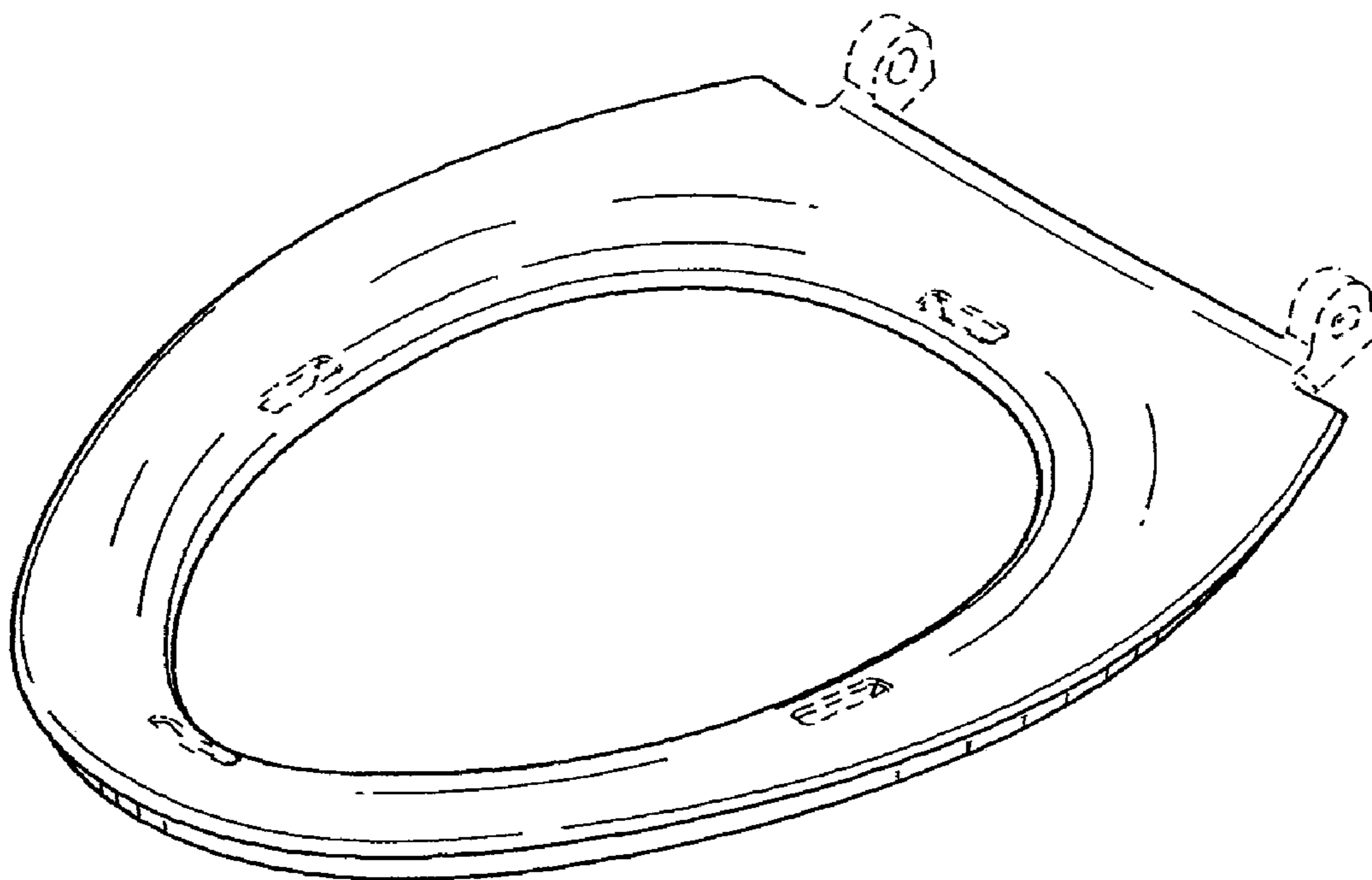
FIG. 5 is a front elevational view thereof;

FIG. 6 is a rear elevational view thereof; and,

FIG. 7 is a bottom plan view thereof.

The broken line representations of seat environment in FIG. 1, stand-offs in FIGS. 2-3 and 7, hinges in FIGS. 1-7, are for the purpose of illustration only, and form no part of the claimed design.

**1 Claim, 3 Drawing Sheets**



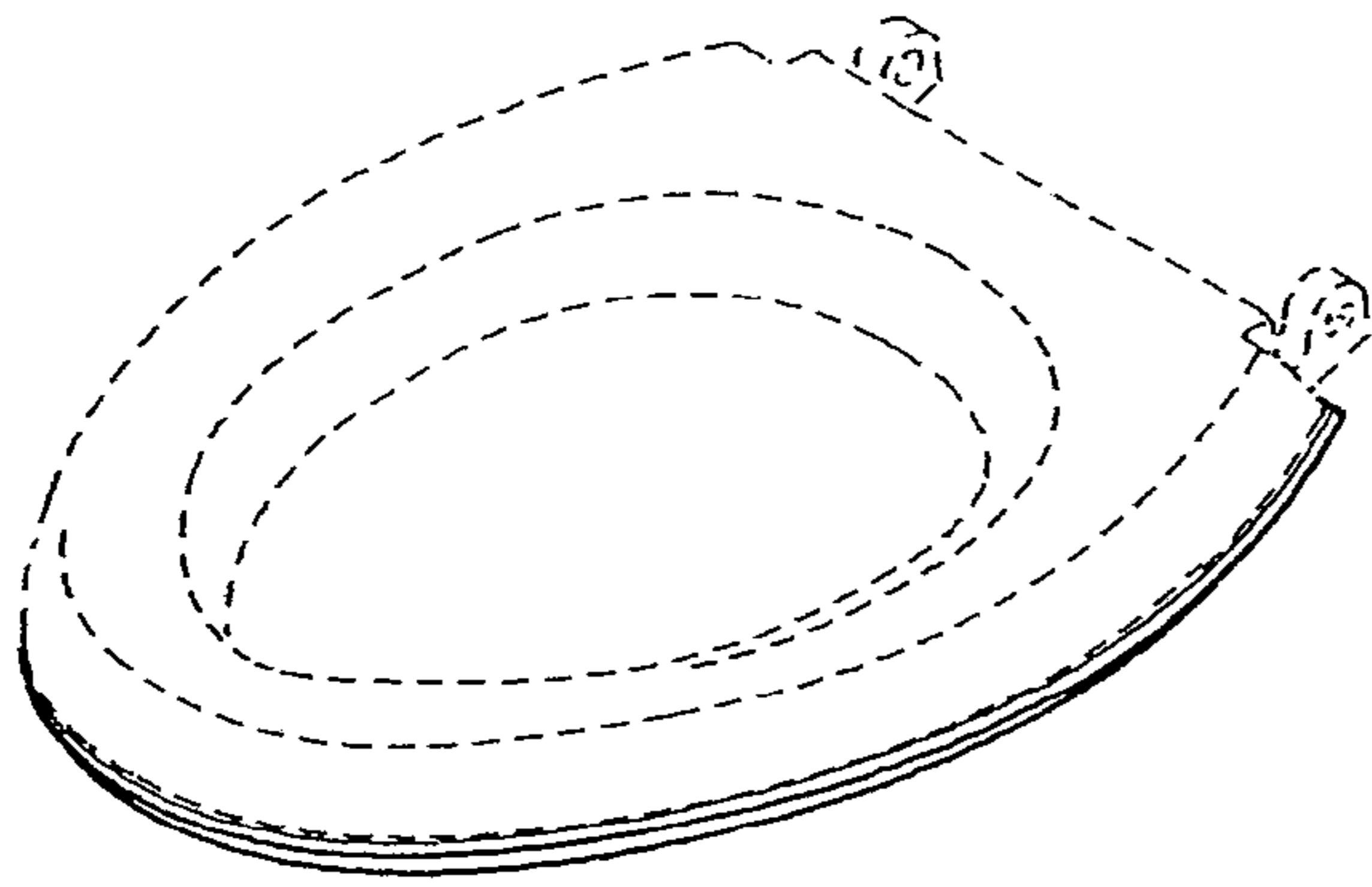


FIG. 1

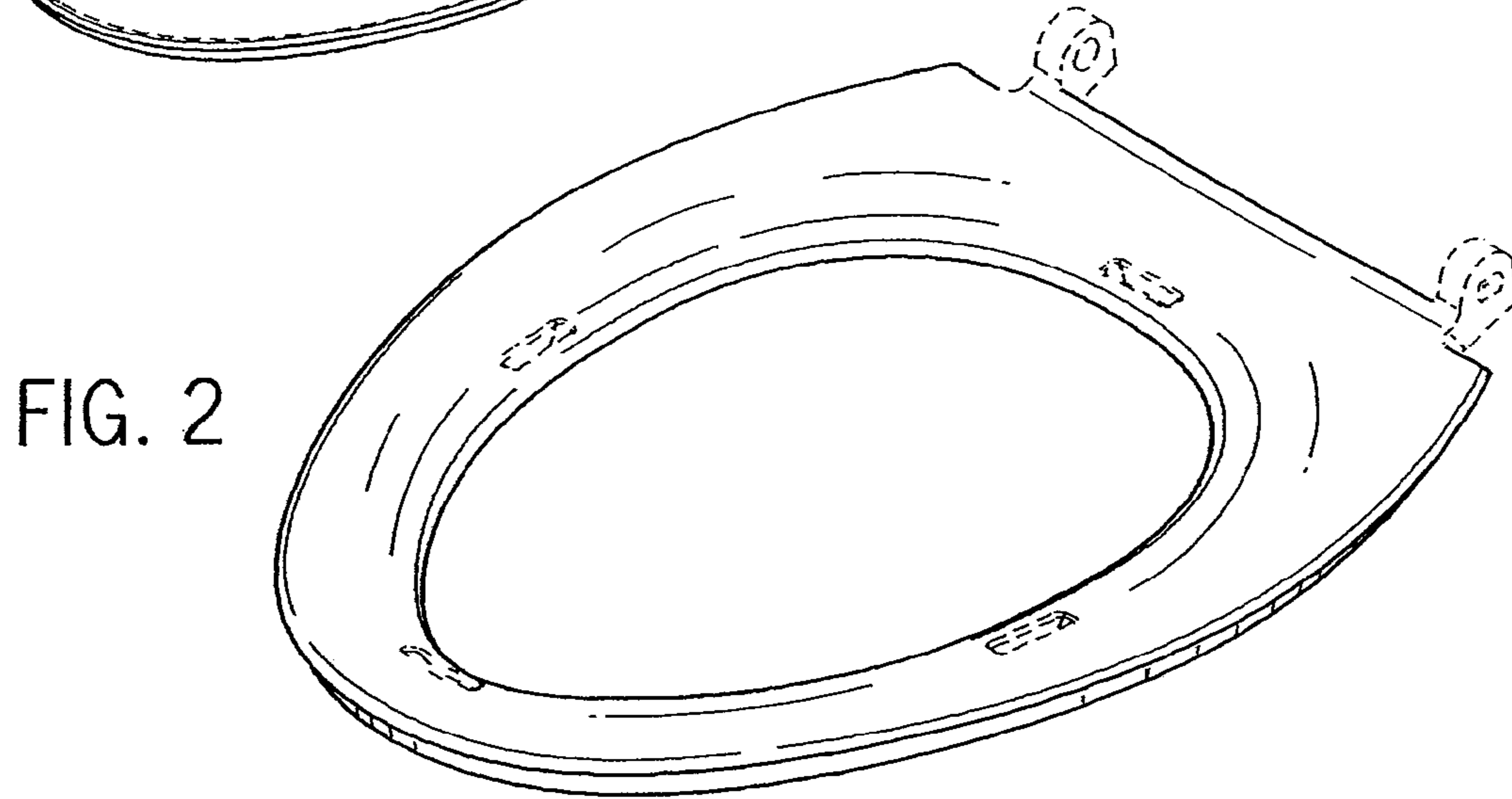


FIG. 2

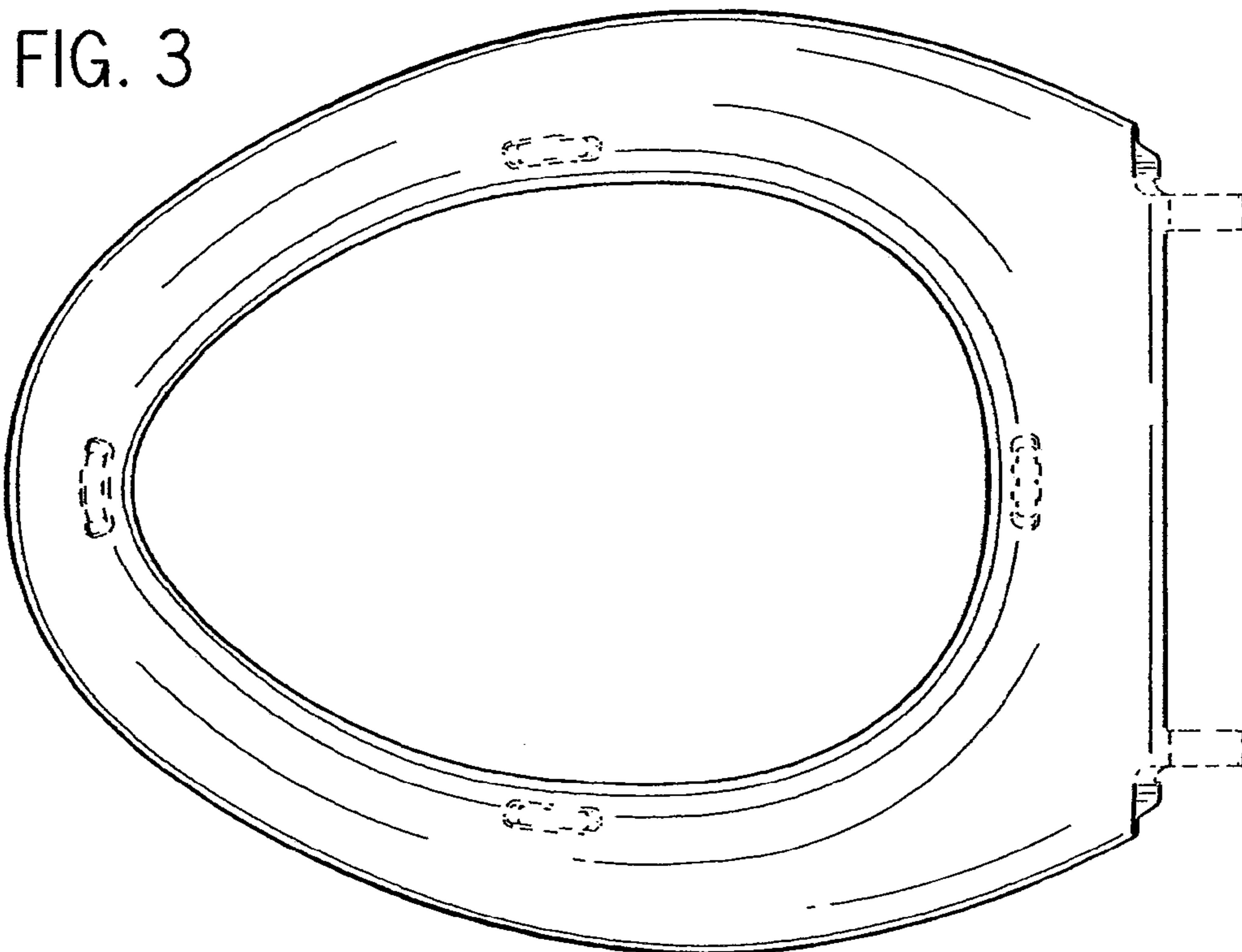


FIG. 3

FIG. 4

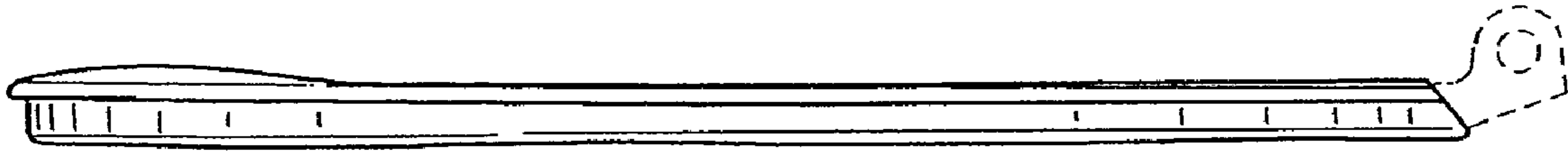


FIG. 5





FIG. 6



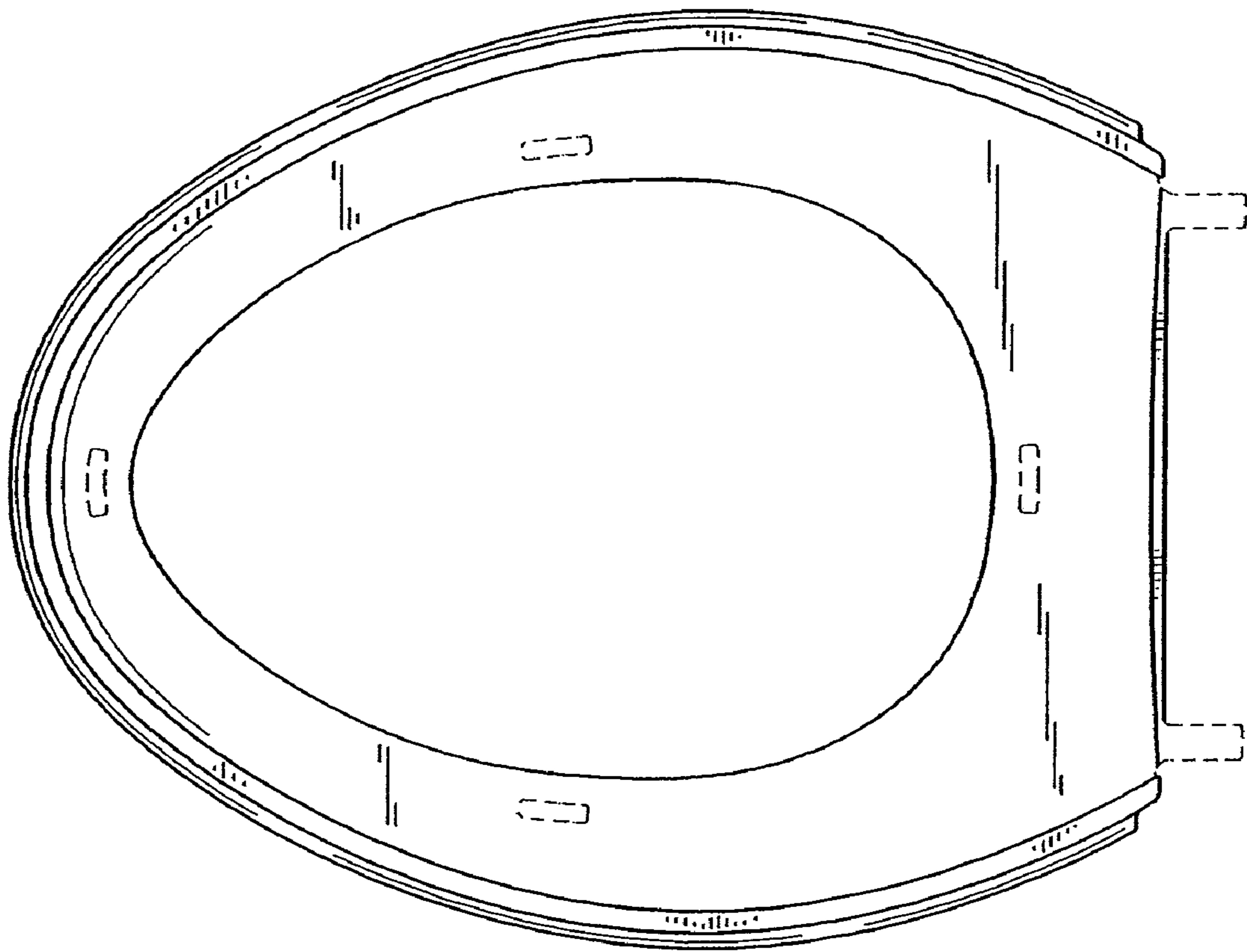


FIG. 7