



US00D557387S

(12) **United States Design Patent** (10) **Patent No.:** **US D557,387 S**
Darce (45) **Date of Patent:** **** Dec. 11, 2007**

(54) **PIPE GASKET**

(75) Inventor: **Gerardo Darce**, Heredia (CR)

(73) Assignee: **S & B Technical Products, Inc.**, Fort Worth, TX (US)

(**) Term: **14 Years**

(21) Appl. No.: **29/271,157**

(22) Filed: **Jan. 11, 2007**

(51) **LOC (8) Cl.** **23-01**

(52) **U.S. Cl.** **D23/269**

(58) **Field of Classification Search** D23/269;
285/104-105, 337; 277/602, 608, 625-626
See application file for complete search history.

(56) **References Cited**

U.S. PATENT DOCUMENTS

1,930,194	A *	10/1933	Dillon	285/104
3,045,857	A *	7/1962	Lineweber	220/4.16
4,304,415	A *	12/1981	Wolf et al.	277/615
4,365,818	A *	12/1982	Tolliver	277/626
4,368,894	A *	1/1983	Parmann	277/615
4,605,202	A *	8/1986	Tsuno et al.	251/315.13
D289,078	S *	3/1987	Vassallo et al.	D23/269
4,693,483	A *	9/1987	Valls	277/626
4,927,182	A *	5/1990	Moore	277/616
D323,024	S *	1/1992	Petersson et al.	D23/269

D326,710	S *	6/1992	Valls	D23/269
5,213,339	A *	5/1993	Walworth	277/314
D342,567	S *	12/1993	Boen	D23/269
RE34,874	E *	3/1995	Newman et al.	277/625
6,927,058	B1 *	8/2005	Dupont	435/287.4
6,957,816	B2 *	10/2005	Blease et al.	277/602
2004/0041353	A1 *	3/2004	Tanioka et al.	277/608
2006/0082073	A1 *	4/2006	Dorner et al.	277/602

* cited by examiner

Primary Examiner—Louis S. Zarfes

Assistant Examiner—Eric L. Goodman

(74) *Attorney, Agent, or Firm*—Charles D. Gunter, Jr.

(57) **CLAIM**

The ornamental design for a pipe gasket, as shown and described.

DESCRIPTION

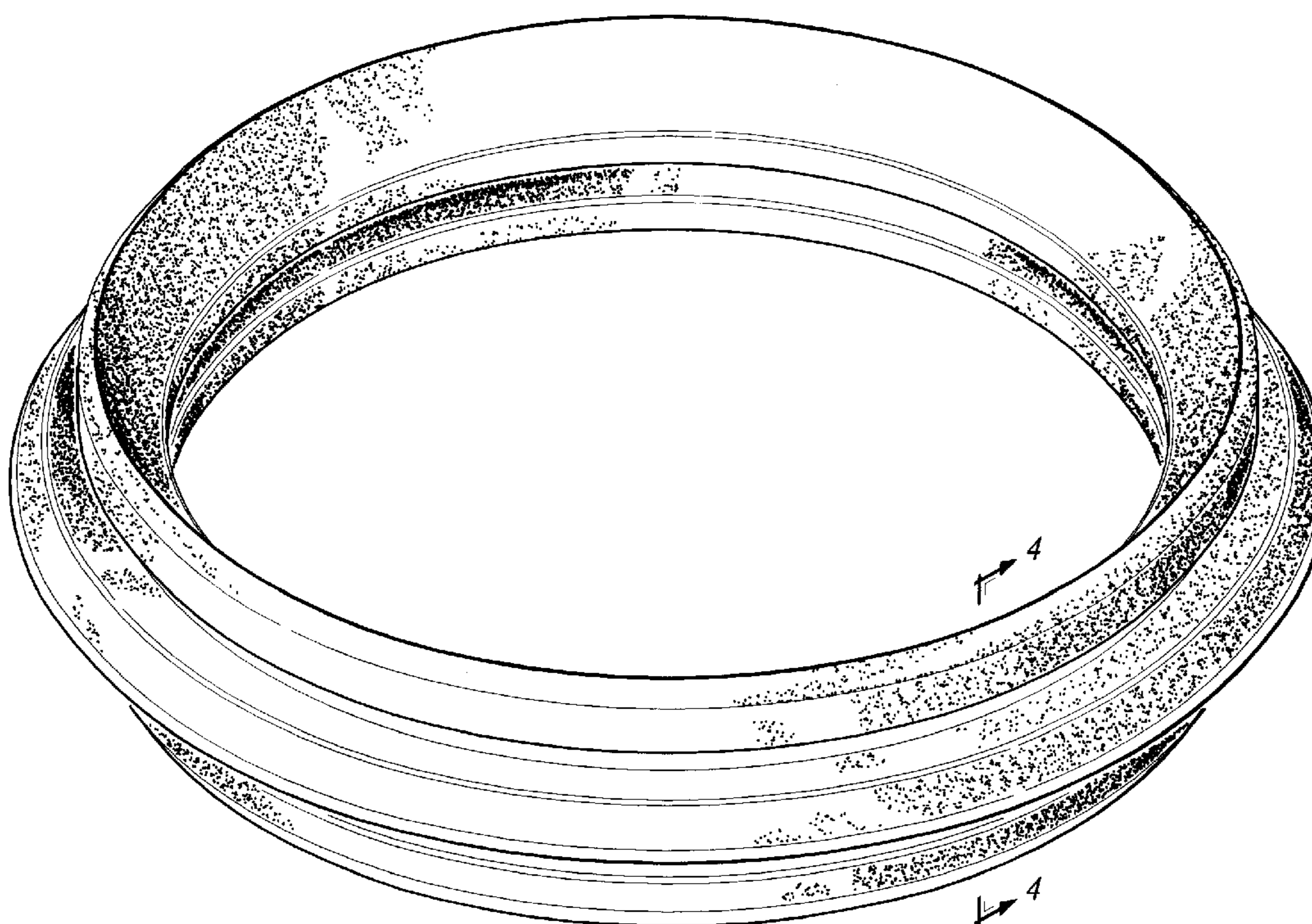
FIG. 1 is a perspective view of the pipe gasket of the invention showing the overall profile of the gasket;

FIG. 2 is a top view of the pipe gasket of FIG. 1, the bottom view being a mirror image thereof;

FIG. 3 is a side view of the pipe gasket of FIG. 1; and,

FIG. 4 is a cross sectional view of the pipe gasket showing the detail of the external surfaces of the gasket, taken along line 4—4 as shown in FIG. 1.

1 Claim, 2 Drawing Sheets



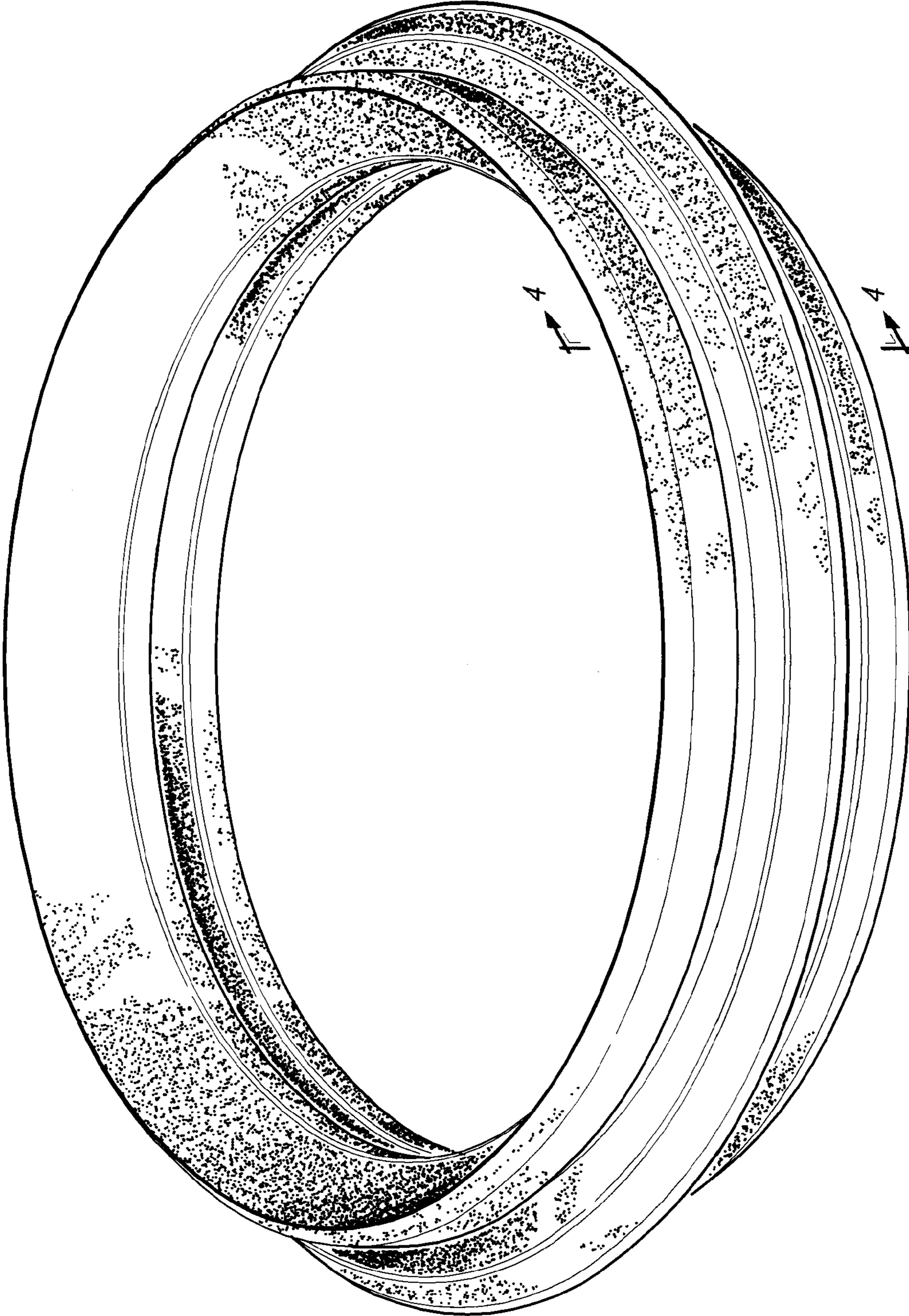


FIG. 1

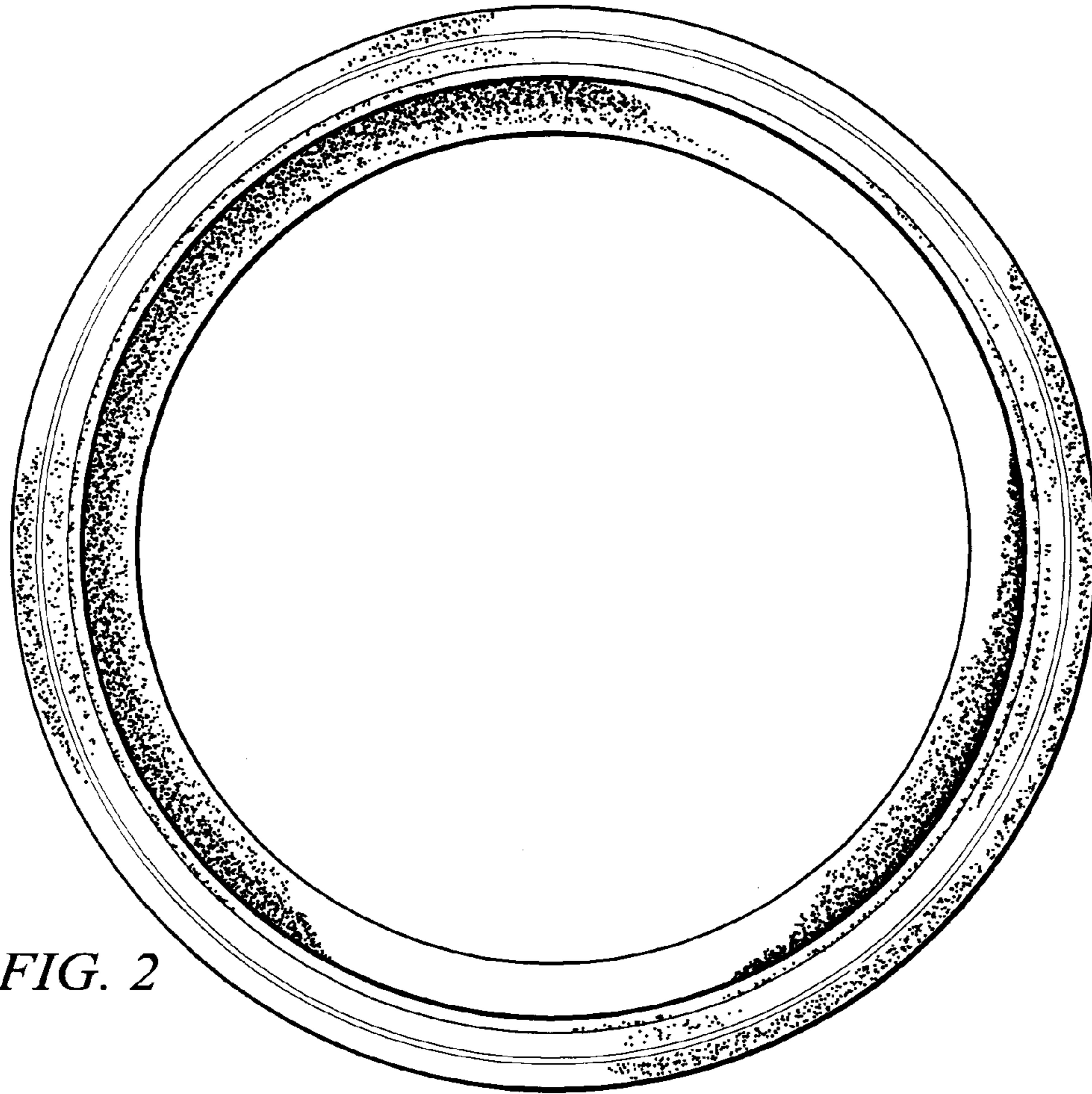


FIG. 2




FIG. 3




FIG. 4