



US00D557382S

(12) **United States Design Patent** (10) **Patent No.:** **US D557,382 S**
Tsai (45) **Date of Patent:** **** Dec. 11, 2007**

(54) **SPOUT**

(75) Inventor: **Hsin-I Cinny Tsai**, Sheboygan, WI
(US)

(73) Assignee: **Kohler Co.**, Kohler, WI (US)

(**) Term: **14 Years**

(21) Appl. No.: **29/252,724**

(22) Filed: **Jan. 26, 2006**

(51) **LOC (8) Cl.** **23-01**

(52) **U.S. Cl.** **D23/255**

(58) **Field of Classification Search** D23/238–257;
4/675–678; 137/801

See application file for complete search history.

(56) **References Cited**

U.S. PATENT DOCUMENTS

| | | | | |
|--------------|---------|----------------|-------|---------|
| D241,097 S * | 8/1976 | Morris | | D23/255 |
| D271,706 S * | 12/1983 | Fabian | | D23/255 |
| D361,826 S | 8/1995 | Mine | | |
| D422,684 S | 4/2000 | Gottwald | | |
| D445,875 S | 7/2001 | Fleischmann | | |
| D478,155 S * | 8/2003 | Marinov et al. | | D23/255 |
| D486,560 S | 2/2004 | Spangler | | |
| D514,205 S * | 1/2006 | Spangler | | D23/255 |

OTHER PUBLICATIONS

Jacob Delafon, bath spout, website.

Kohler Co., bath spout, Collection “Revival Rite-Temp”, Catalog

The Bold Look of Kohler.

C.P. Hart, toothbrush holder, Collection “Alessi”, Catalog “C.P. Hart Bathrooms & Kitchens”, p. 32.

* cited by examiner

Primary Examiner—Ian Simmons

Assistant Examiner—Gregory Andoll

(74) *Attorney, Agent, or Firm*—Quarles & Brady LLP

(57) **CLAIM**

The ornamental design for a spout, as shown and described.

DESCRIPTION

In a preferred embodiment, the nature of this product is as a plumbing fixture in the form of a spout primary useful for washing various items and/or body parts.

FIG. 1 is a left, top, front perspective view of a spout embodying my new design;

FIG. 2 is a left side elevational view thereof, the right side elevational view thereof being a mirror image of the left side shown;

FIG. 3 is a front elevational view thereof;

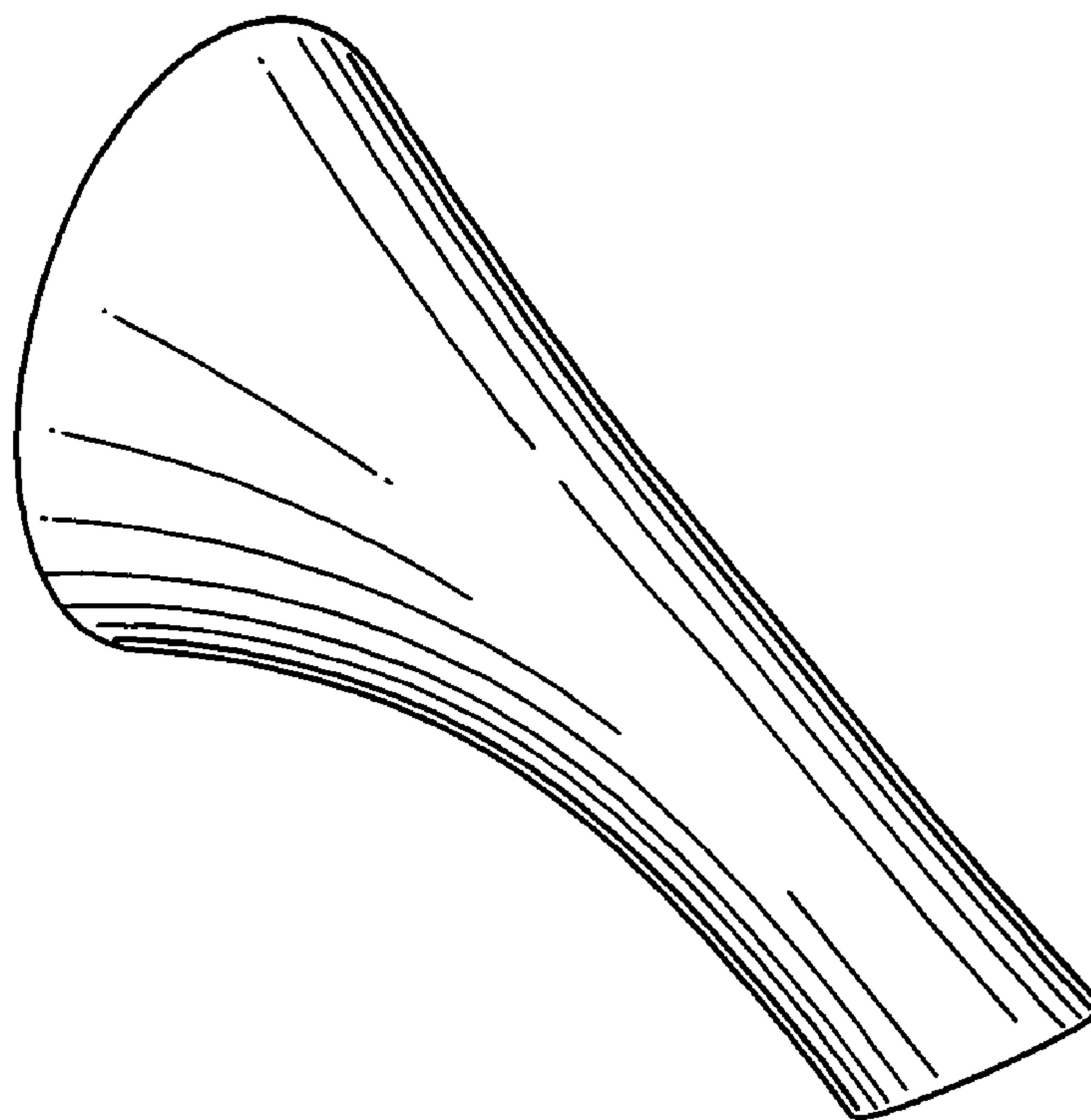
FIG. 4 is a top plan view thereof;

FIG. 5 is a bottom plan view thereof; and,

FIG. 6 is a rear elevational view thereof.

The broken line representations of an outlet in FIGS. 3 and 5 and rear mounting structure in FIG. 6 are for the purpose of illustration only, and form no part of the claimed design.

1 Claim, 2 Drawing Sheets



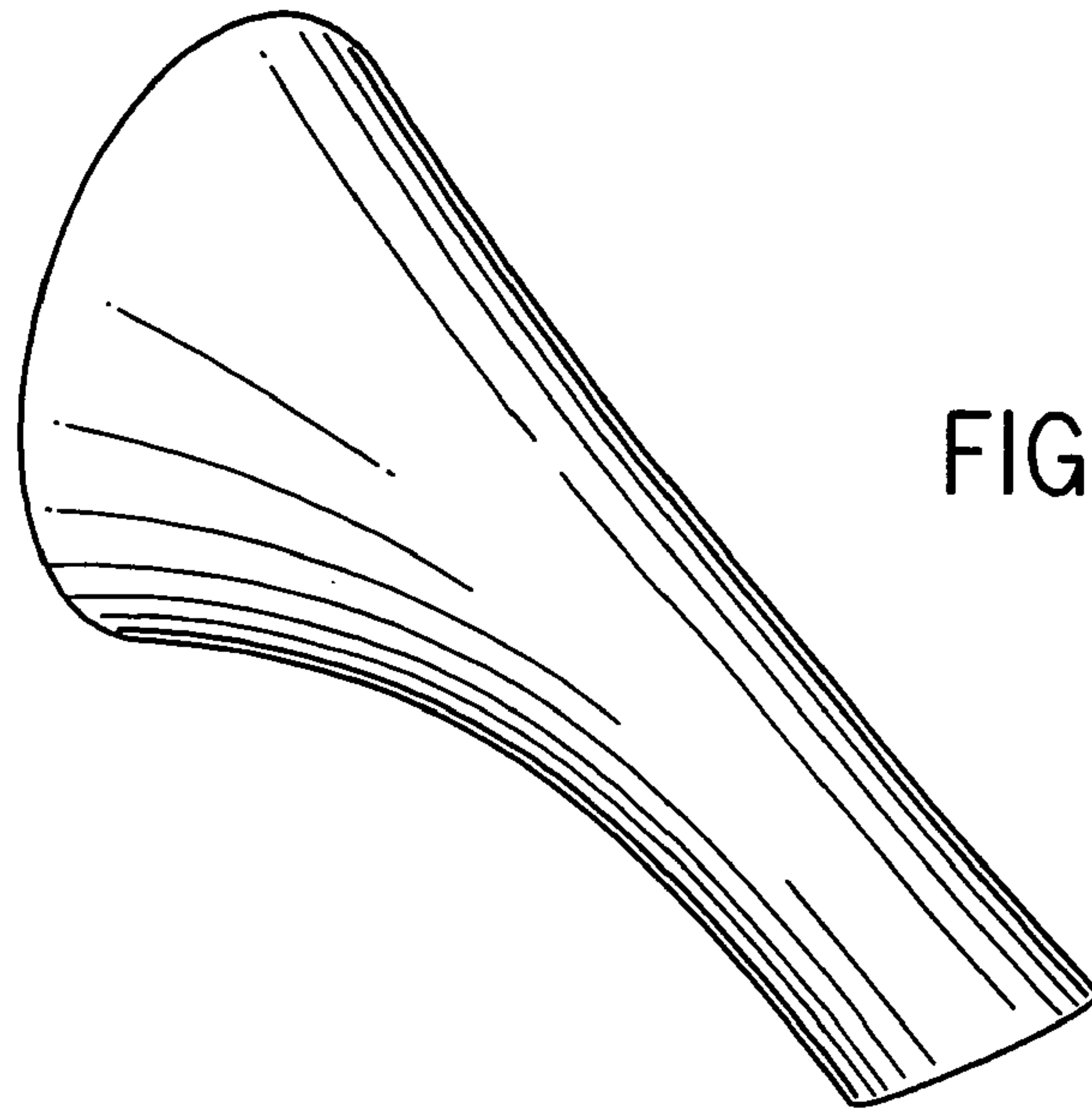


FIG. 1




FIG. 2

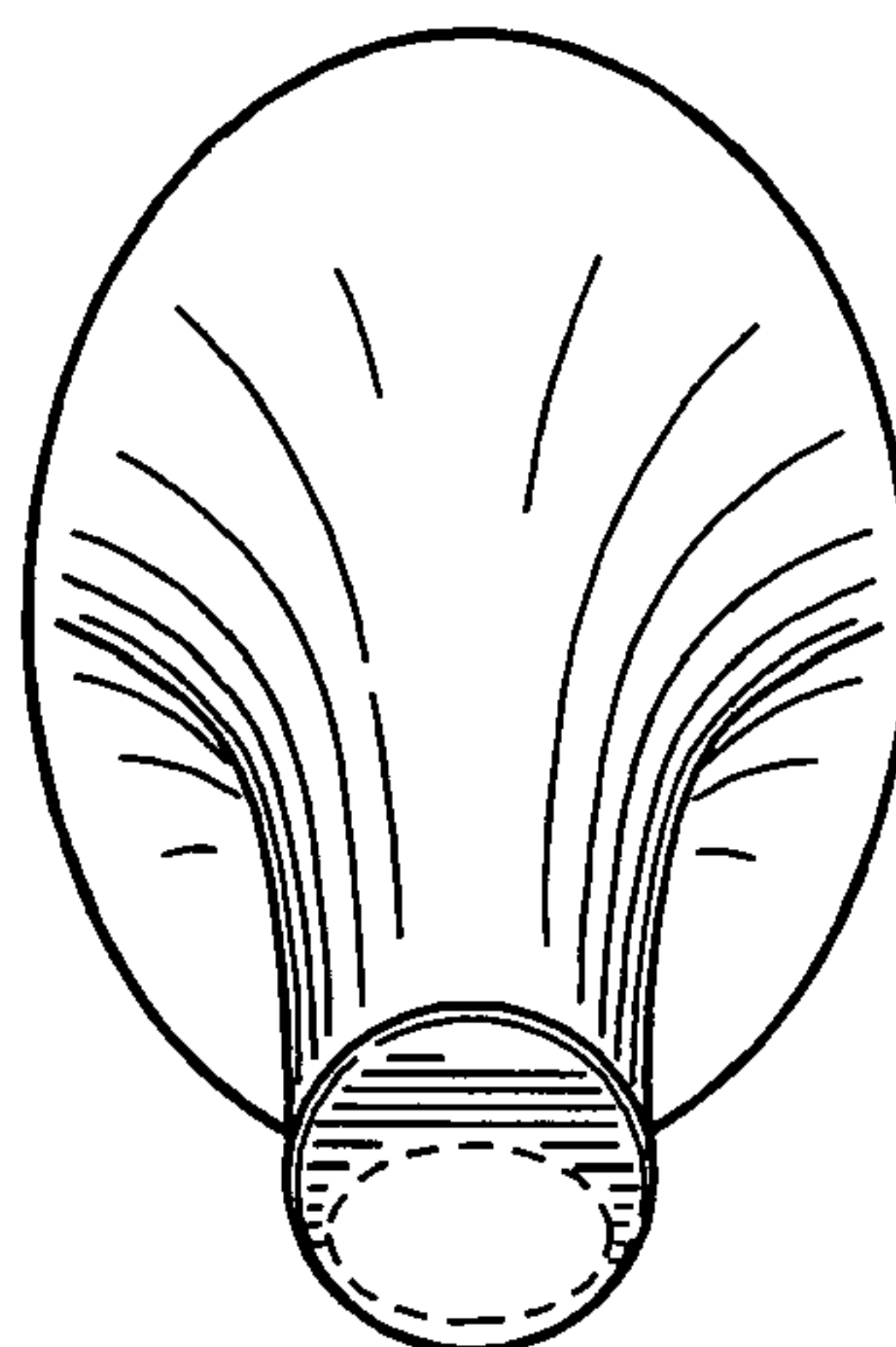


FIG. 3

FIG. 4

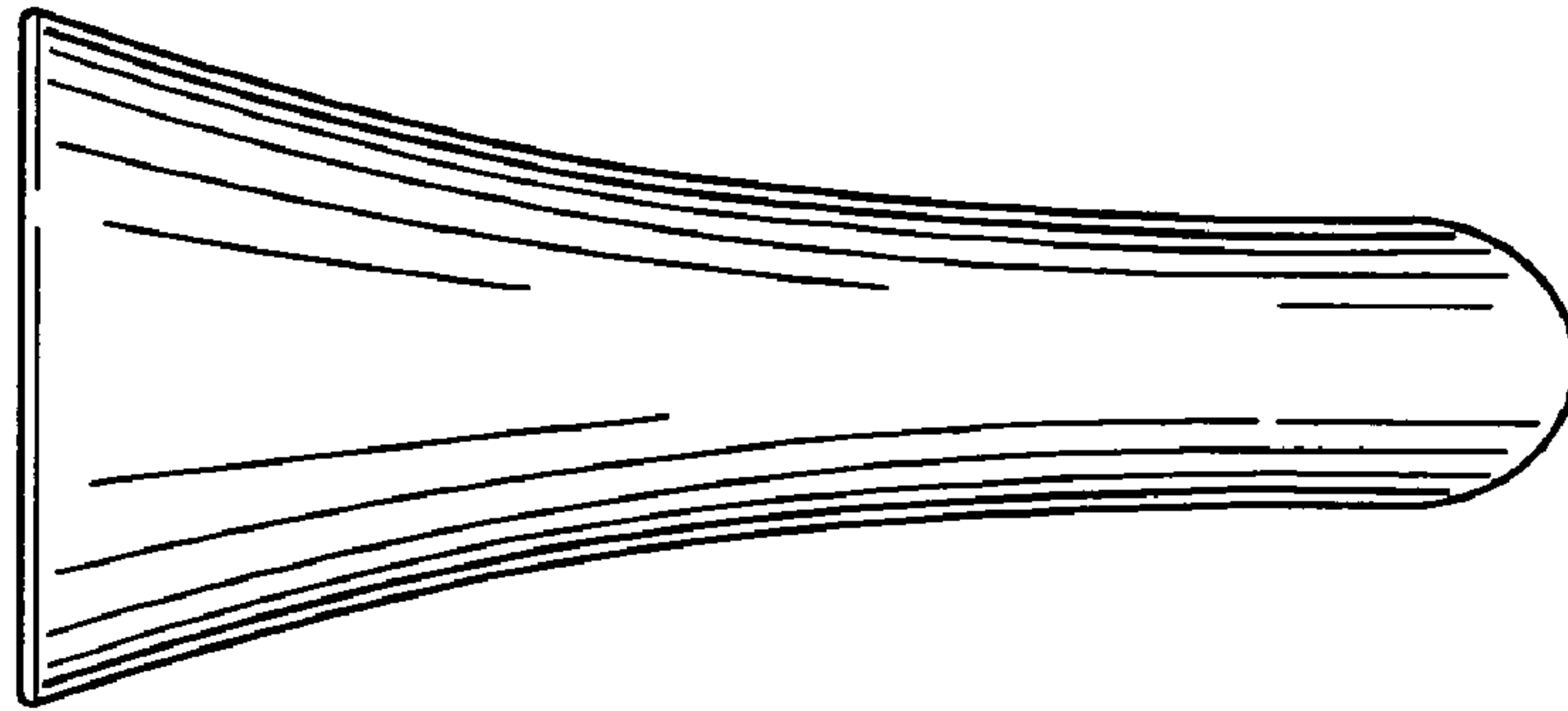


FIG. 5

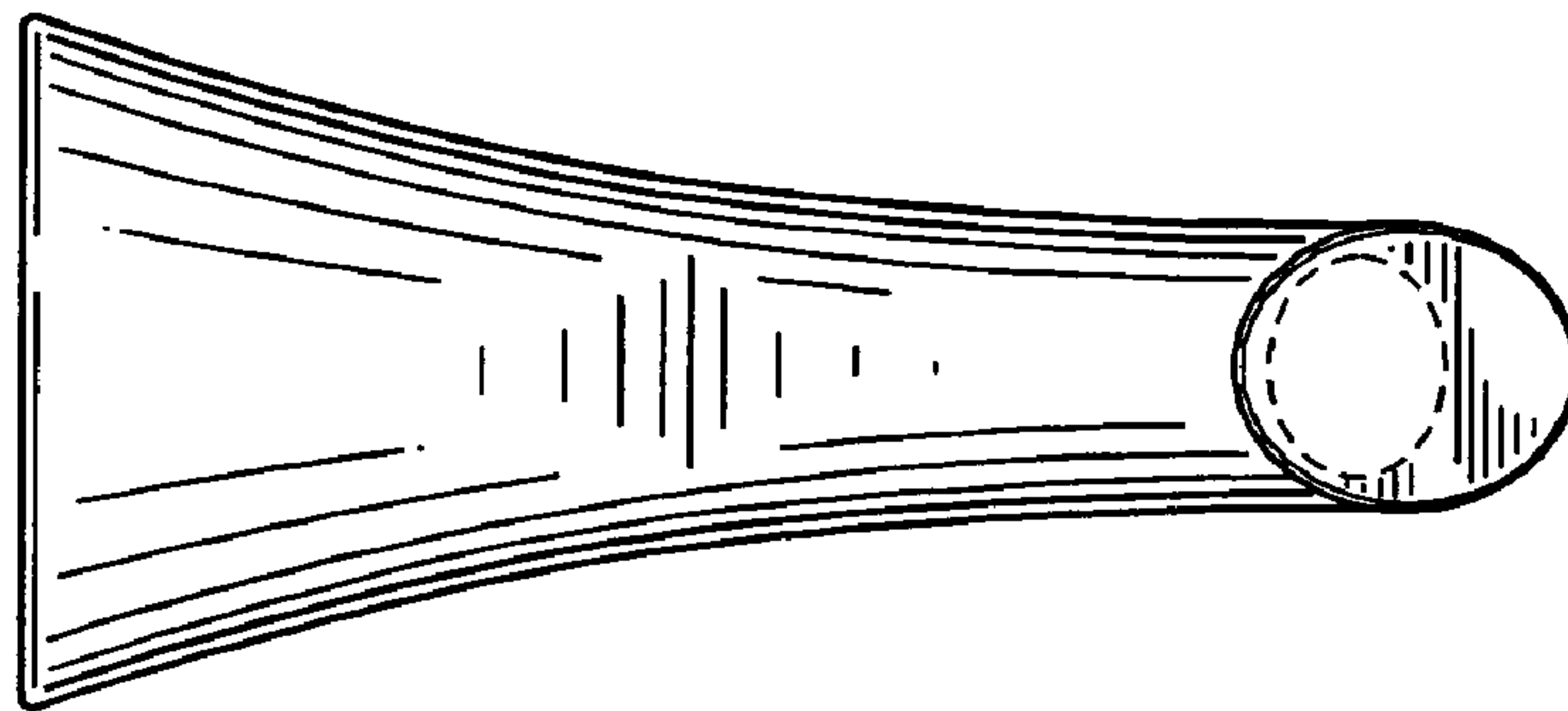


FIG. 6

