



US00D557345S

(12) **United States Design Patent** (10) **Patent No.:** **US D557,345 S**
Yates (45) **Date of Patent:** **** Dec. 11, 2007**

(54) **EXIT SIGN**

(76) Inventor: **James P. Yates**, 6020 Chickory Knoll,
Charleston, IL (US) 61920

(**) Term: **14 Years**

(21) Appl. No.: **29/268,388**

(22) Filed: **Nov. 7, 2006**

(51) **LOC (8) Cl.** **20-02**

(52) **U.S. Cl.** **D20/42; D20/10**

(58) **Field of Classification Search** D20/10,
D20/13, 22, 27, 39, 40-43, 99; 362/362,
362/535, 612, 613, 812; 40/200, 207, 209,
40/541-545, 549, 563, 564, 570, 572, 579-581,
40/585, 617; 283/56, 81; D6/300; D19/52,
D19/90; D12/193; 434/422

See application file for complete search history.

(56) **References Cited**

U.S. PATENT DOCUMENTS

227,662	A *	5/1880	Thompson	434/422
4,703,574	A *	11/1987	Garjian	40/545
5,042,182	A *	8/1991	King	40/603
D372,591	S *	8/1996	Brunner et al.	D6/300
D373,906	S *	9/1996	Wang	D6/300
D383,501	S *	9/1997	Andre et al.	D20/42
D402,316	S *	12/1998	Evarts et al.	D20/42
D402,696	S *	12/1998	Rosen	D19/52
D430,901	S *	9/2000	Palmer	D20/10

6,152,581	A *	11/2000	Masters et al.	362/362
D451,683	S *	12/2001	Vincent	D6/300
D453,191	S *	1/2002	Gentelia et al.	D20/10
D515,629	S *	2/2006	Nudo, Jr.	D20/10
D527,533	S *	9/2006	Schaefer et al.	D6/300
D529,722	S *	10/2006	Schaefer et al.	D6/300

* cited by examiner

Primary Examiner—Robert M. Spear

Assistant Examiner—Mary Ann Calabrese

(74) *Attorney, Agent, or Firm*—Kenneth E. Darnell

(57) **CLAIM**

The ornamental design of an exit sign, as shown and described.

DESCRIPTION

FIG. 1 is a perspective view of a first embodiment of the invention;

FIG. 2 is a back elevational view;

FIG. 3 is a top view;

FIG. 4 is a back view;


FIG. 5 is a bottom view;

FIG. 6 is a left side elevational view; and,

FIG. 7 is a right side elevational view.

In the drawings, the broken lines represent environmental structure forming no part of the claim.

1 Claim, 2 Drawing Sheets



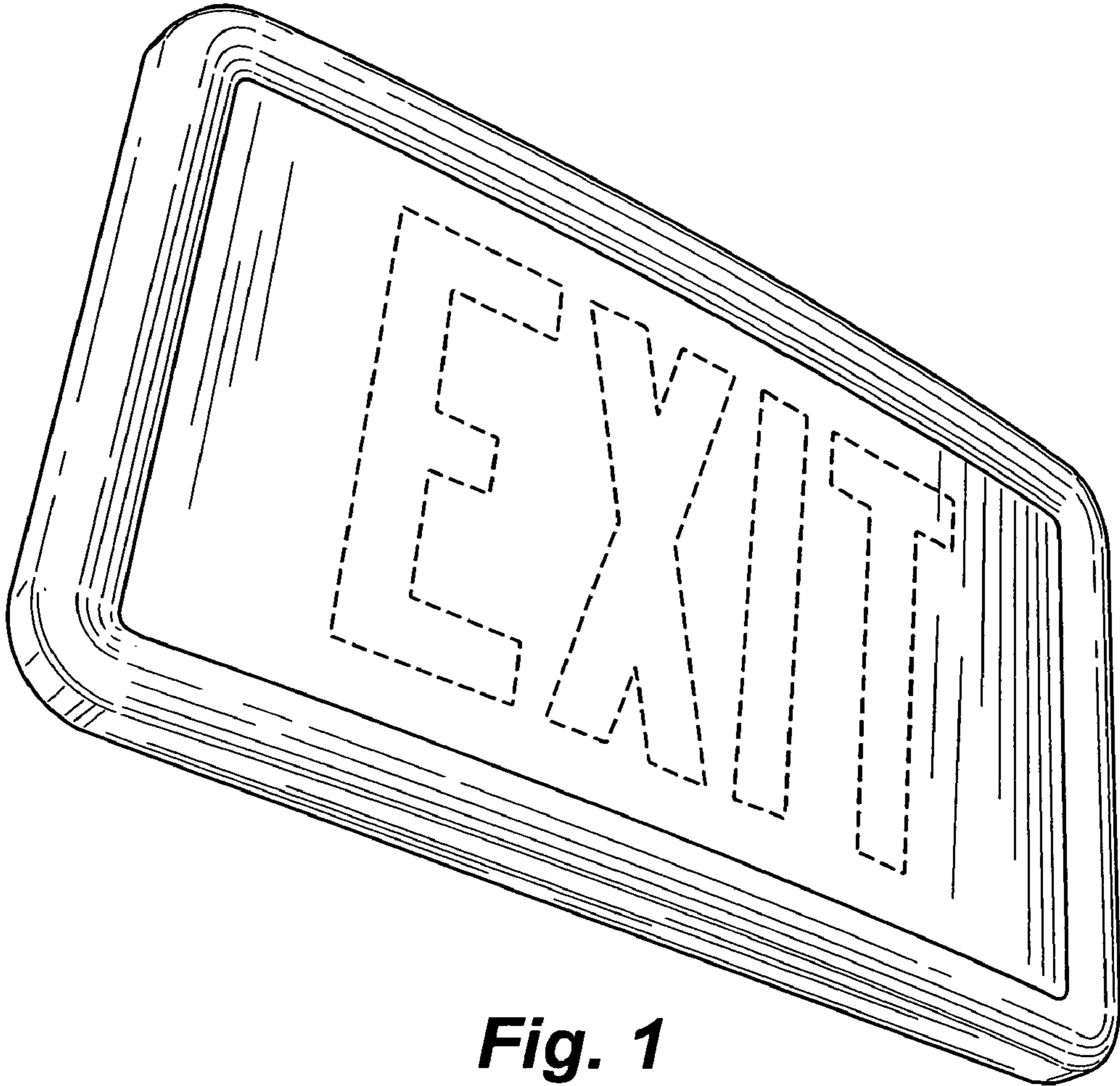


Fig. 1

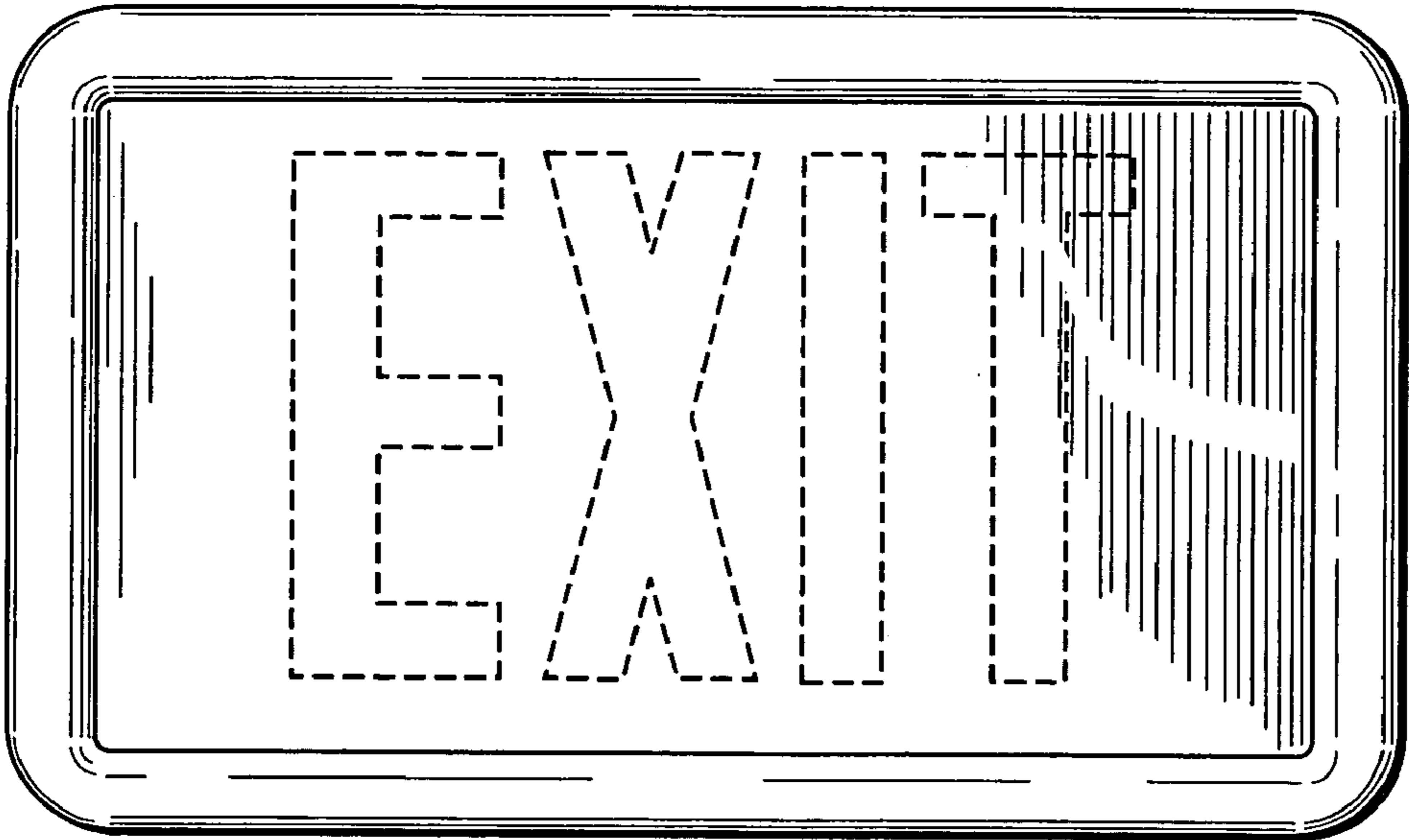


Fig. 2



Fig. 3

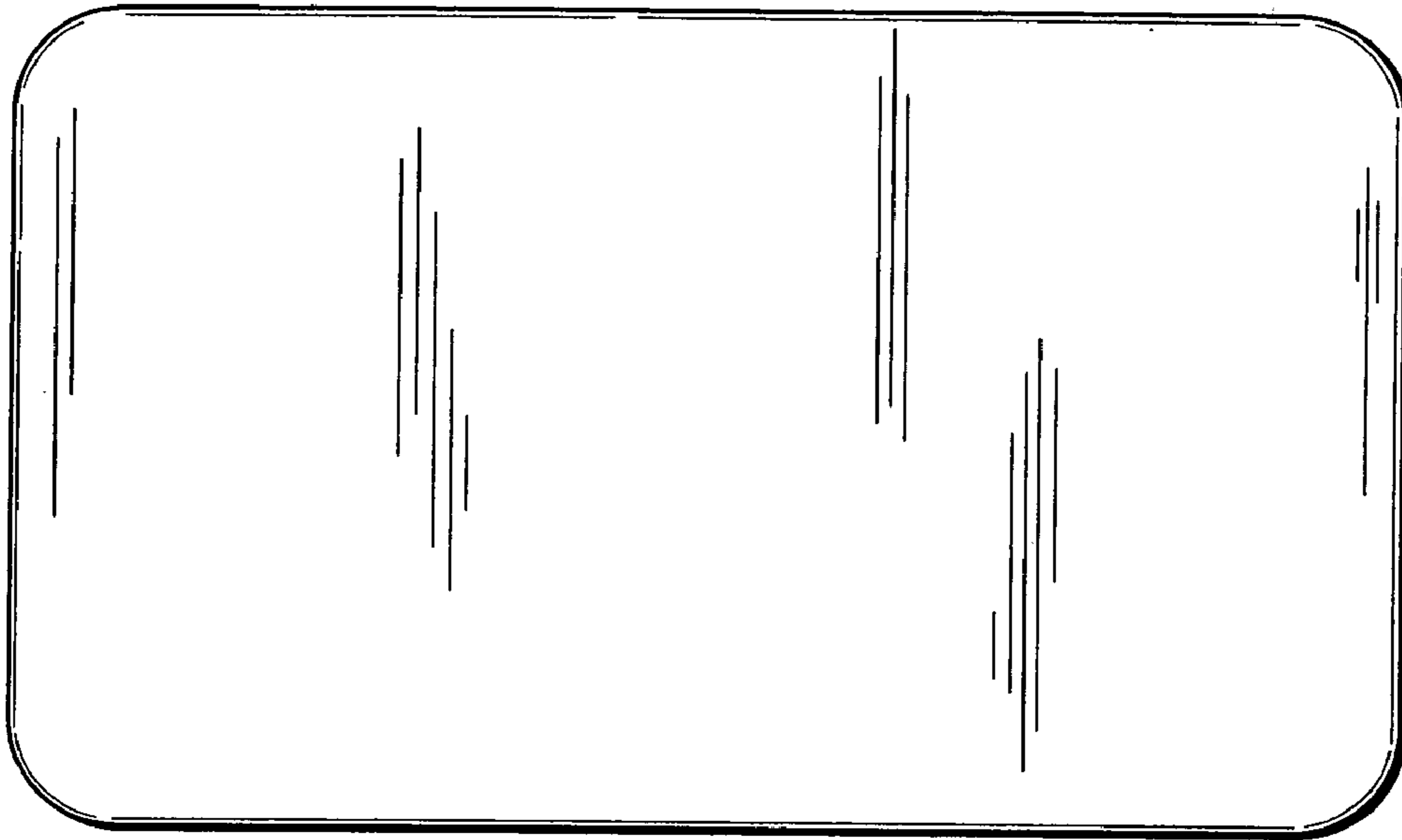


Fig. 4

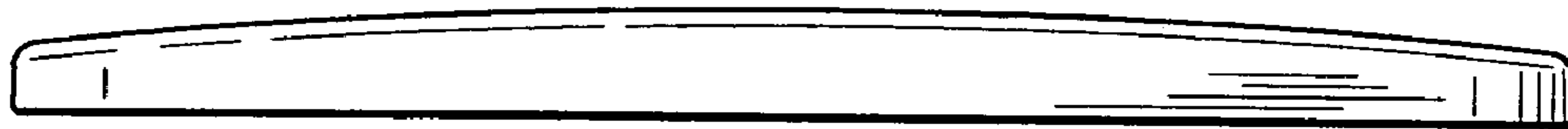


Fig. 5



Fig. 6



Fig. 7