



US00D557342S

(12) **United States Design Patent** (10) **Patent No.:** **US D557,342 S**
Ono (45) **Date of Patent:** **** Dec. 11, 2007**

(54) **FILM-TRANSFERRING DEVICE**
(75) Inventor: **Satoru Ono**, Saitama-Ken (JP)
(73) Assignee: **Plus Stationery Corporation**, Tokyo (JP)
(**) Term: **14 Years**
(21) Appl. No.: **29/234,922**
(22) Filed: **Jul. 25, 2005**
(30) **Foreign Application Priority Data**
Jan. 31, 2005 (JP) 2005-002457
(51) **LOC (8) Cl.** **19-02**
(52) **U.S. Cl.** **D19/69**
(58) **Field of Classification Search** D19/66,
D19/67, 68, 69, 70; 156/523, 257, 540, 577;
206/411; 225/6, 25, 39, 77; 242/588, 588.1,
242/588.2, 588.3, 588.6, 598.5
See application file for complete search history.

(56) **References Cited**
U.S. PATENT DOCUMENTS
D337,787 S * 7/1993 Oga et al. D19/69
D398,646 S * 9/1998 Geiger D19/69
D410,955 S * 6/1999 Hoffmann D19/69
D421,060 S * 2/2000 Kelders et al. D19/69
D438,567 S * 3/2001 Van Den Berg D19/69
D448,416 S * 9/2001 Kimura D19/69
D466,938 S * 12/2002 Lee D19/69

D466,939 S * 12/2002 Lee D19/69
D489,093 S * 4/2004 Ono D19/69
D498,498 S * 11/2004 Ono D19/69
D515,136 S * 2/2006 Herrmannsen et al. D19/69

* cited by examiner
Primary Examiner—Cathron C. Brooks
Assistant Examiner—Austin Murphy
(74) *Attorney, Agent, or Firm*—Rodman & Rodman

(57) **CLAIM**
I claim the ornamental design for a film-transferring device, as shown and described.

DESCRIPTION
The present article dispenses a film-like adhesive applied to a surface.
FIG. 1 is a top plan view showing my new design for a film-transferring device;
FIG. 2 is a front elevational view thereof;
FIG. 3 is a bottom view thereof;
FIG. 4 is a left side elevational view thereof;
FIG. 5 is a right side elevational view thereof;
FIG. 6 is a rear elevational view thereof;
FIG. 7 is a perspective view thereof, as viewed from the left; and,
FIG. 8 is a reference view thereof showing state of use.

1 Claim, 3 Drawing Sheets

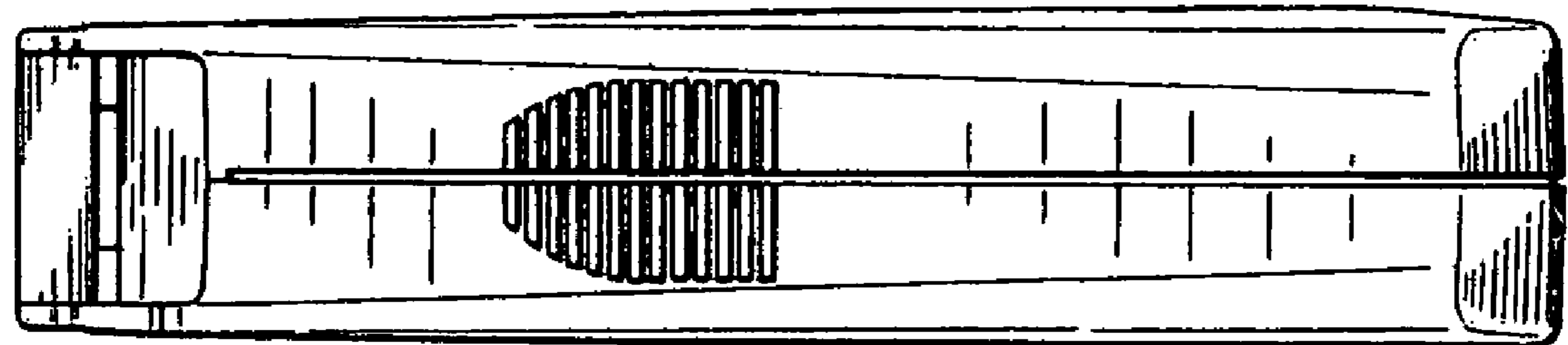


Fig. 1

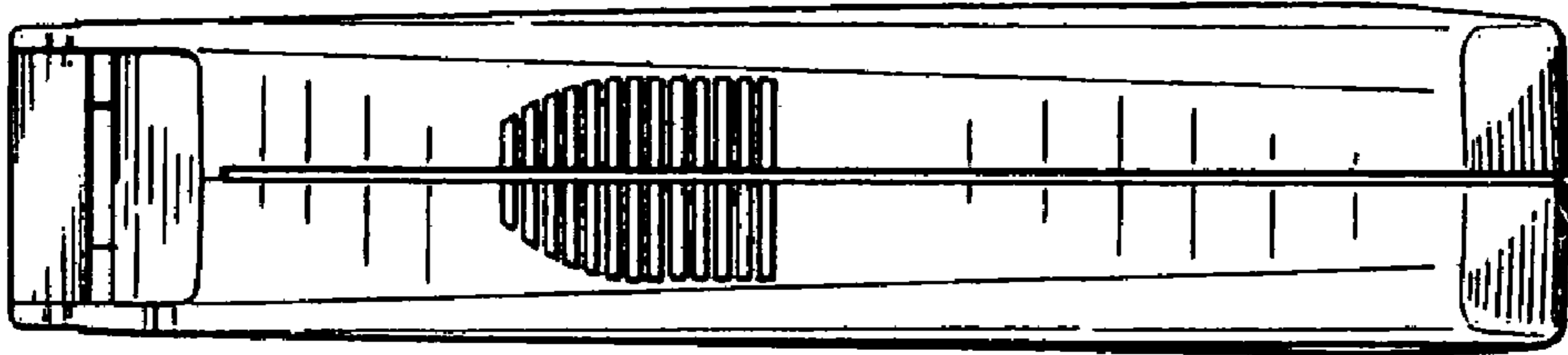


Fig. 2

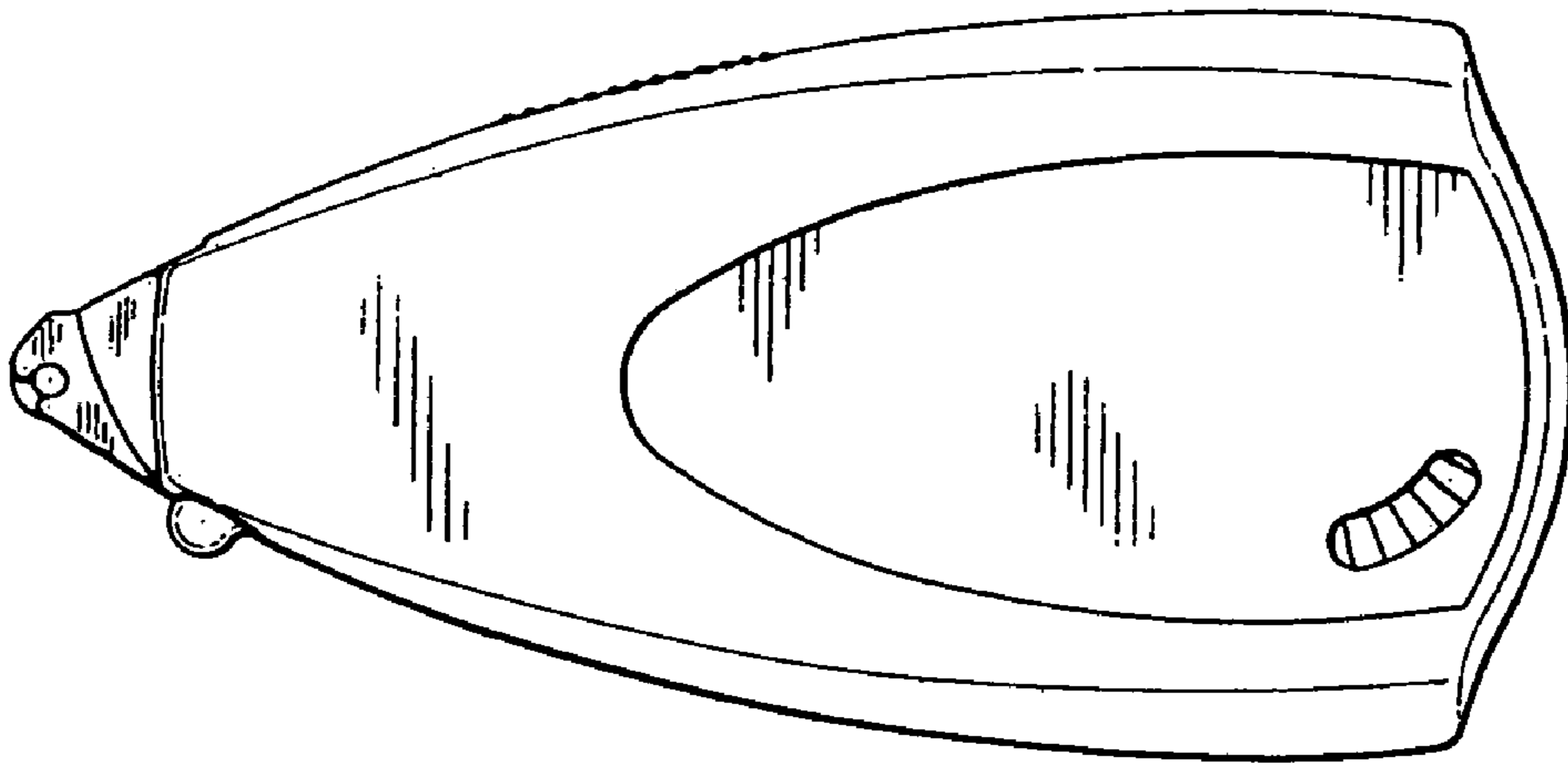


Fig. 3

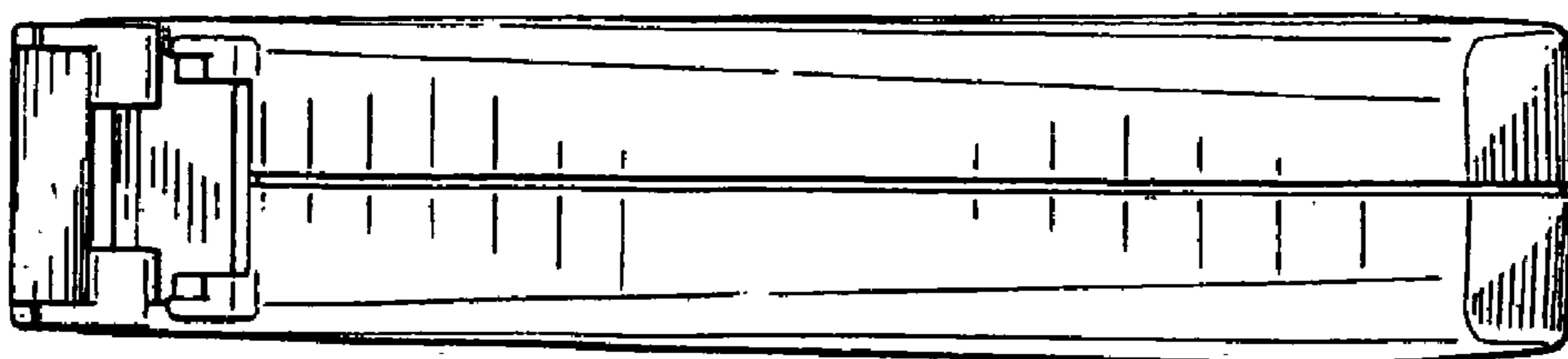


Fig.4

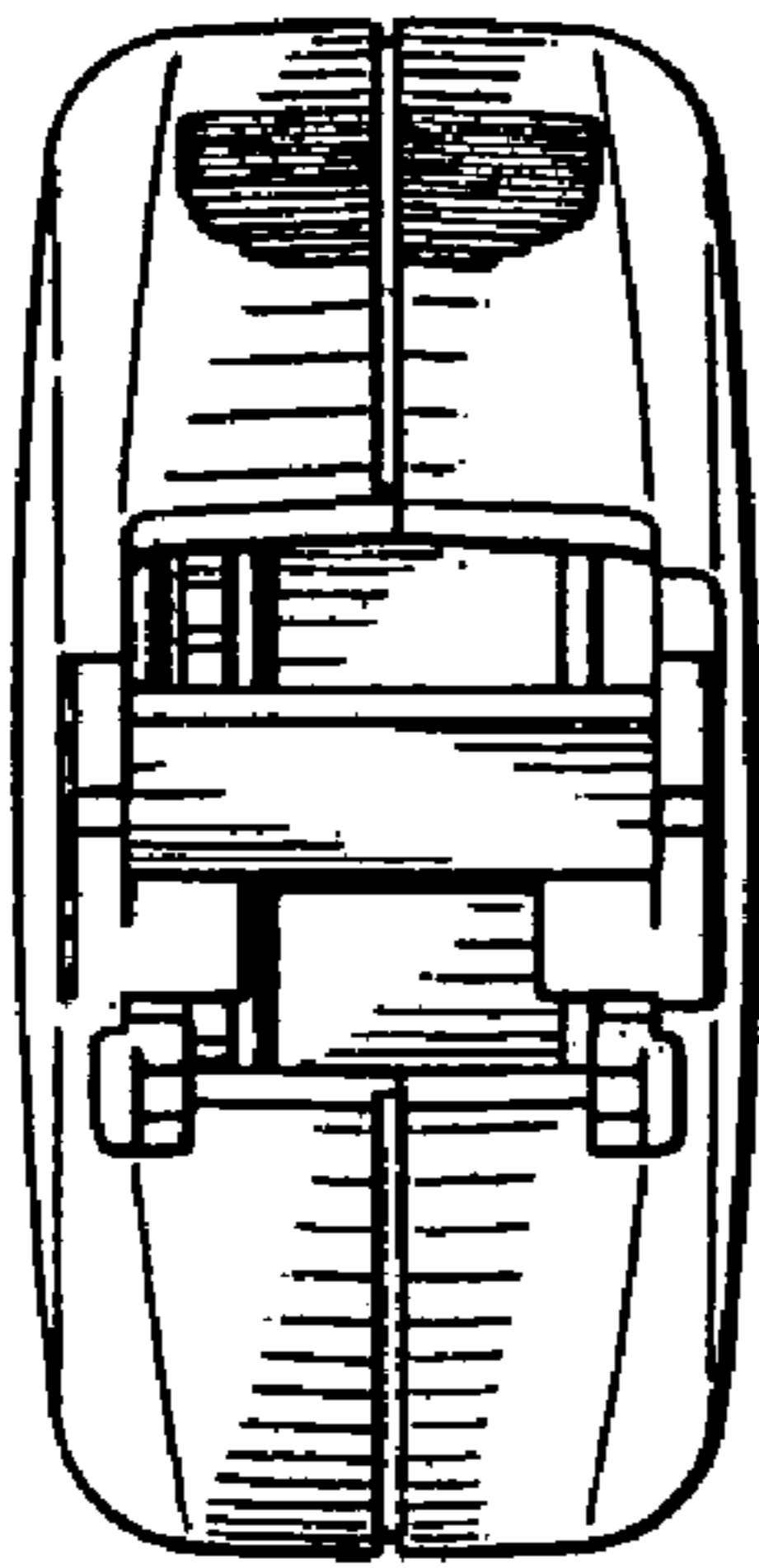


Fig.5




Fig.6

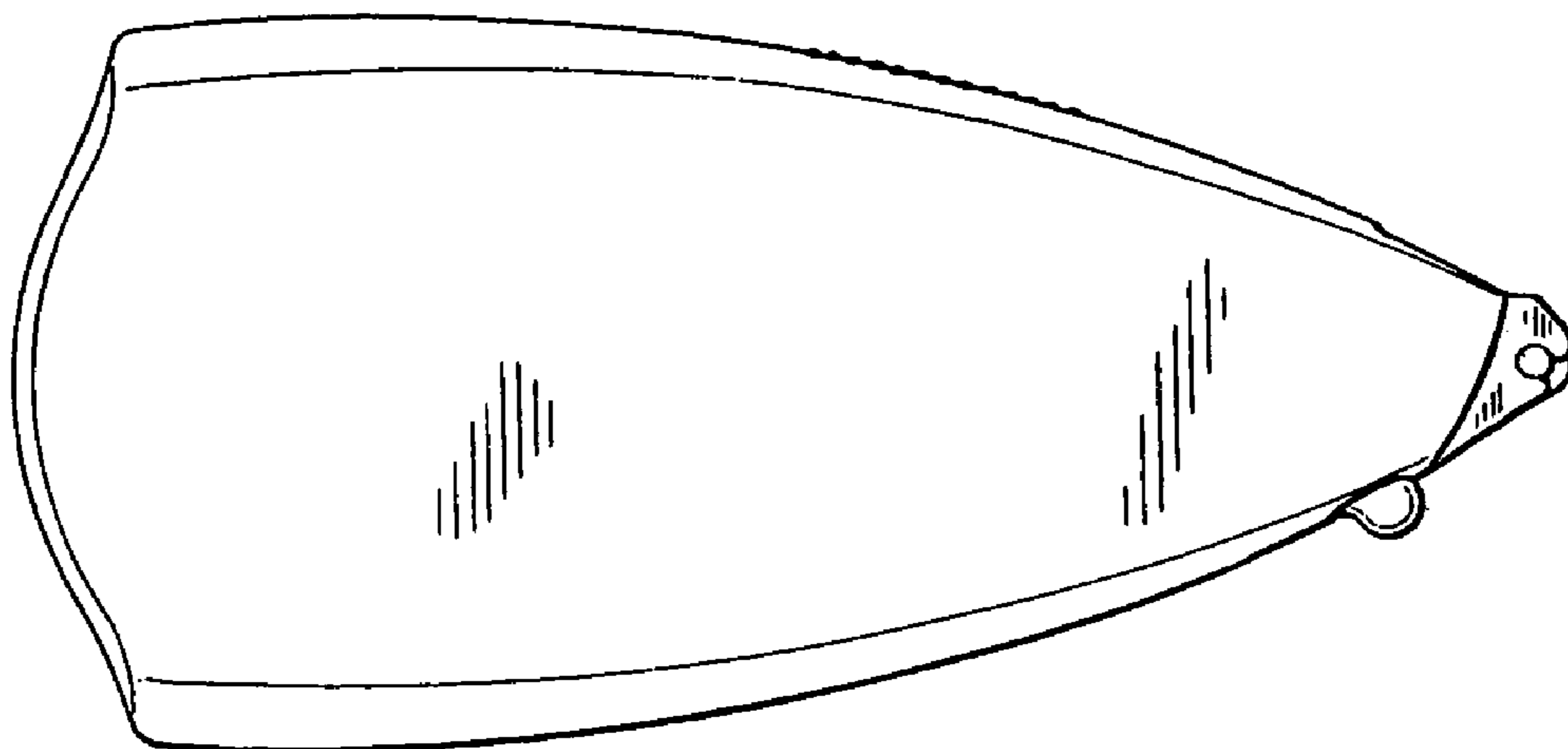


Fig.7

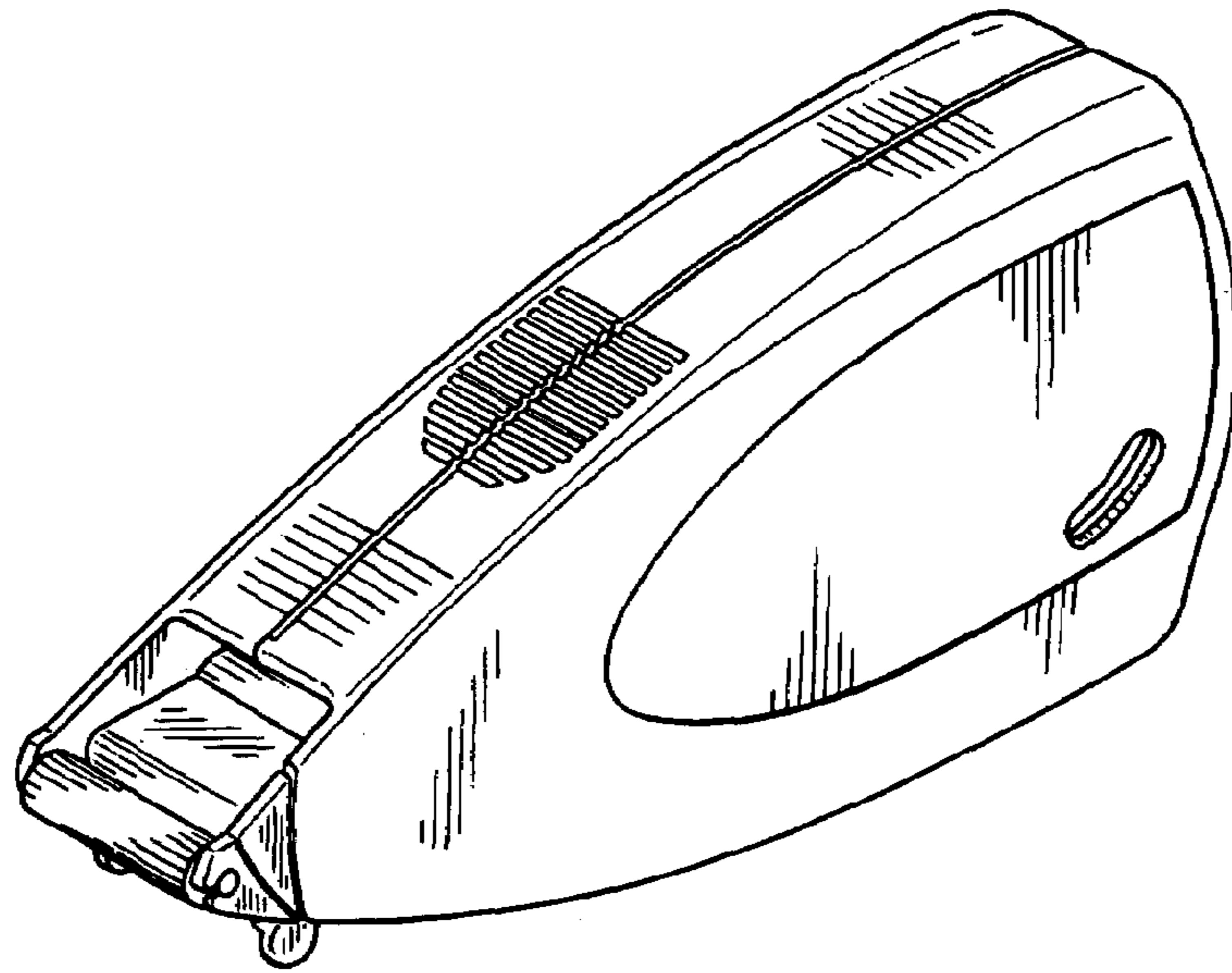


Fig.8

