

US00D557339S

(12) **United States Design Patent** (10) **Patent No.:** **US D557,339 S**
Dunn-Rankin (45) **Date of Patent:** **** Dec. 11, 2007**

(54) **PAPER CLIP**

(76) Inventor: **Michael Dunn-Rankin**, 502 Warwick Dr., Venice, FL (US) 34293

(**) Term: **14 Years**

(21) Appl. No.: **29/248,999**

(22) Filed: **Sep. 14, 2006**

(51) **LOC (8) Cl.** **19-02**

(52) **U.S. Cl.** **D19/65**

(58) **Field of Classification Search** D19/65,
D19/86; D28/40, 92; D11/78.1; 24/67.3,
24/67.9, 326, 552; 248/302; 132/276

See application file for complete search history.

(56) **References Cited**

U.S. PATENT DOCUMENTS

742,892	A *	11/1903	McGill	24/547
763,303	A *	6/1904	Mayers	24/547
D47,558	S *	7/1915	Goldsmith	D19/65
1,476,420	A	12/1923	Romig	
1,783,484	A	12/1930	Ross	
2,038,029	A	4/1936	Doebert	
2,055,152	A	9/1936	Larson	
2,186,508	A	1/1940	Tremmel	
2,218,438	A	10/1940	Robinson	
2,781,566	A *	2/1957	Hammer	24/67.9
3,225,469	A	12/1965	Chase	
D235,174	S	5/1975	Gardner	
4,286,358	A	9/1981	Levin	
D290,971	S	7/1987	Quilty	
D293,337	S *	12/1987	Burgdorf	D19/65
D302,831	S	8/1989	Lau	
D304,205	S	10/1989	Lorber et al.	
D305,036	S *	12/1989	Voetsch	D19/34
4,934,304	A	6/1990	Rosen	
D344,545	S *	2/1994	Tsai	D19/65
D356,116	S *	3/1995	Lorber	D19/65
5,511,661	A *	4/1996	Karlis et al.	206/338

D371,390	S	7/1996	Johnson	
D372,937	S *	8/1996	Anders	D19/65
D399,529	S *	10/1998	Shyu	D19/65
D423,053	S	4/2000	Lefkowitz	
D434,306	S *	11/2000	Brown	D8/373
D448,411	S	9/2001	Legg	
D475,742	S	6/2003	Lechner	
D476,686	S	7/2003	Johnson	
2004/0045137	A1 *	3/2004	Hsiao	24/67.9

FOREIGN PATENT DOCUMENTS

DE	19923915	A1	12/2000
FR	317844		9/1902
FR	1175696		3/1959
FR	357374		11/1961
FR	1489764		7/1987
GB	930491		7/1963

* cited by examiner

Primary Examiner—Cathron C. Brooks

Assistant Examiner—Austin Murphy

(74) *Attorney, Agent, or Firm*—Gifford, Krass, Sprinkle, Anderson & Citkowski, P.C.

(57) **CLAIM**

The ornamental design for the paper clip, as shown and described.

DESCRIPTION

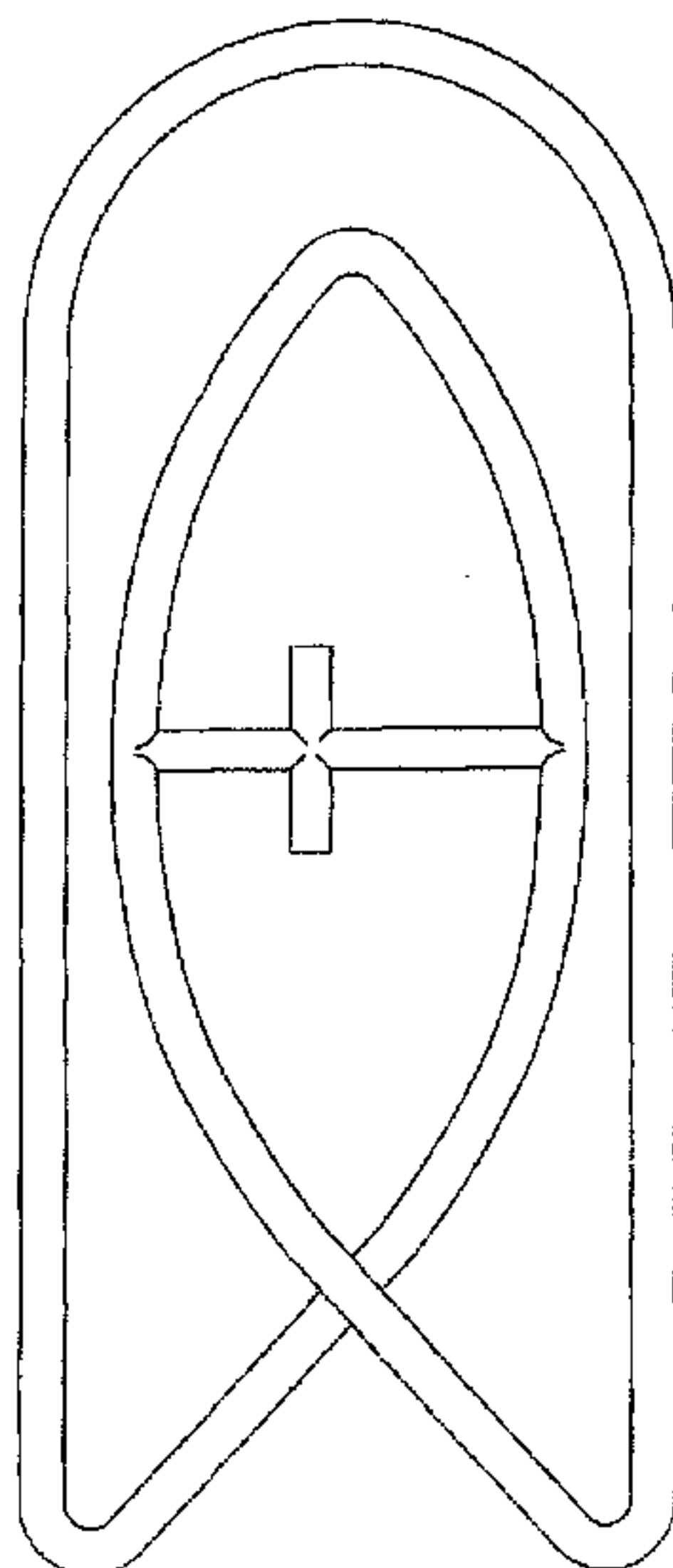
FIG. 1 is a front view of a paper clip according to the present design, the rear view being a mirror image thereof;

FIG. 2 is a front perspective view of a second embodiment of a paper clip.

FIG. 3 is a front view of a third embodiment of a paper clip, the rear view being a mirror image thereof; and,

FIG. 4 is a front perspective view of a fourth embodiment of a paper clip.

1 Claim, 4 Drawing Sheets



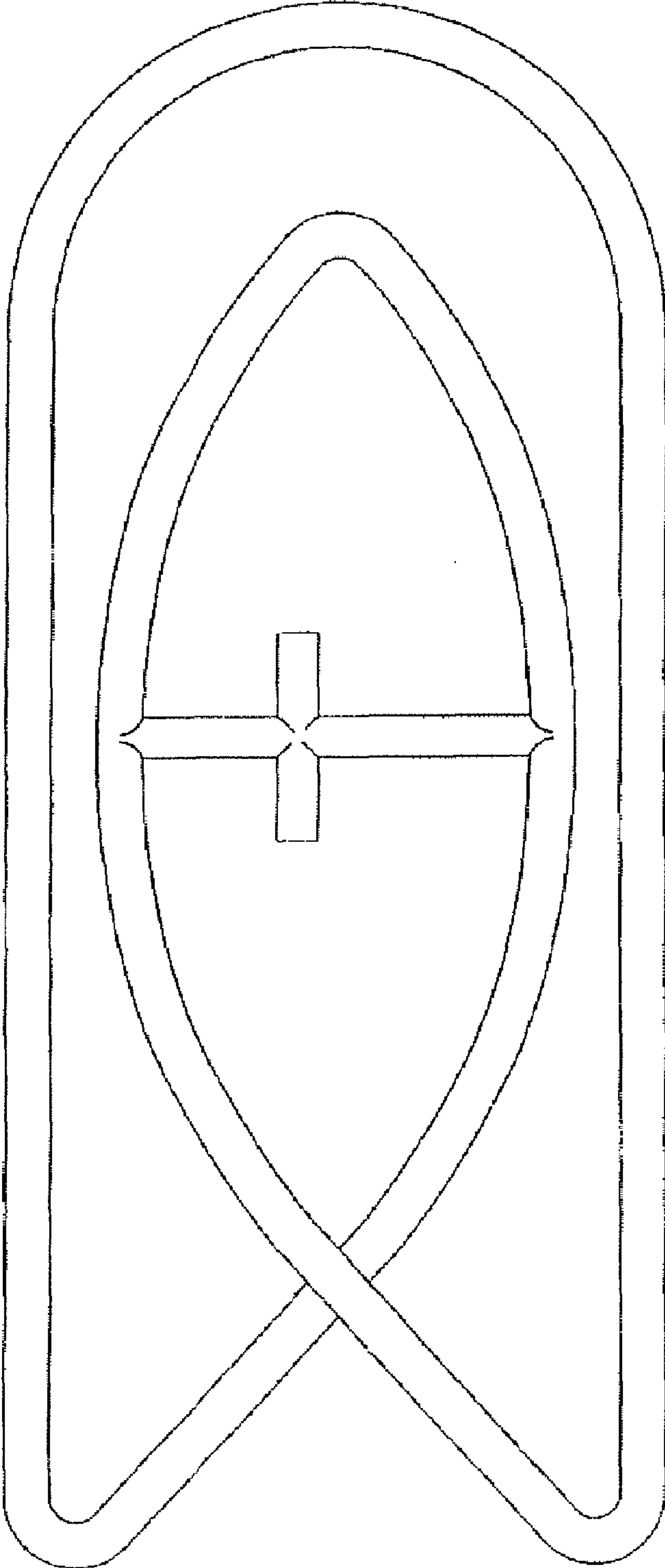


FIG. 1

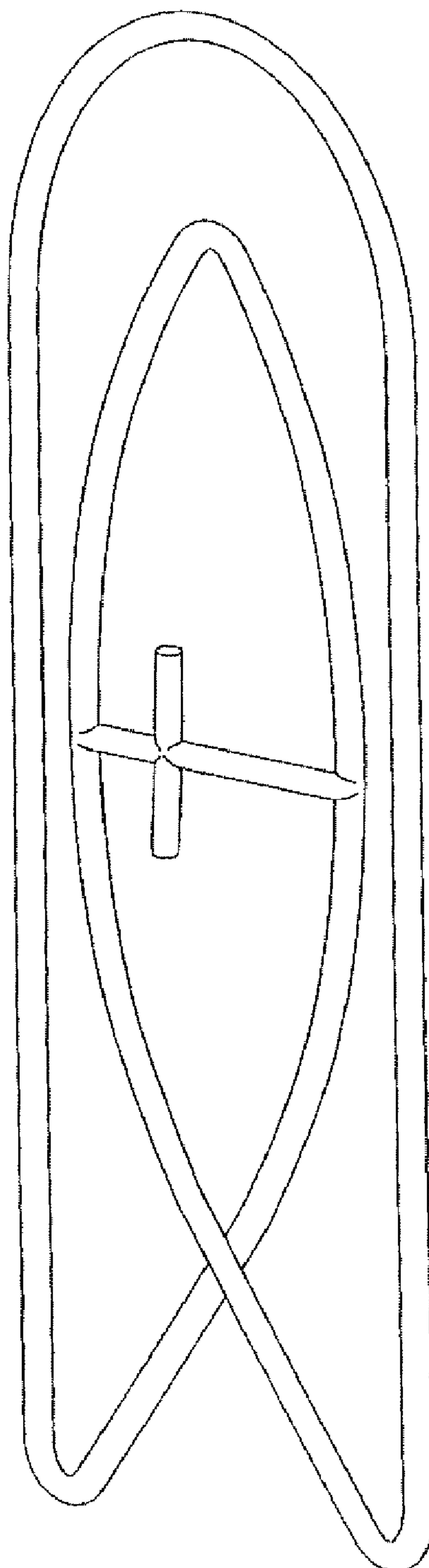


FIG. 2

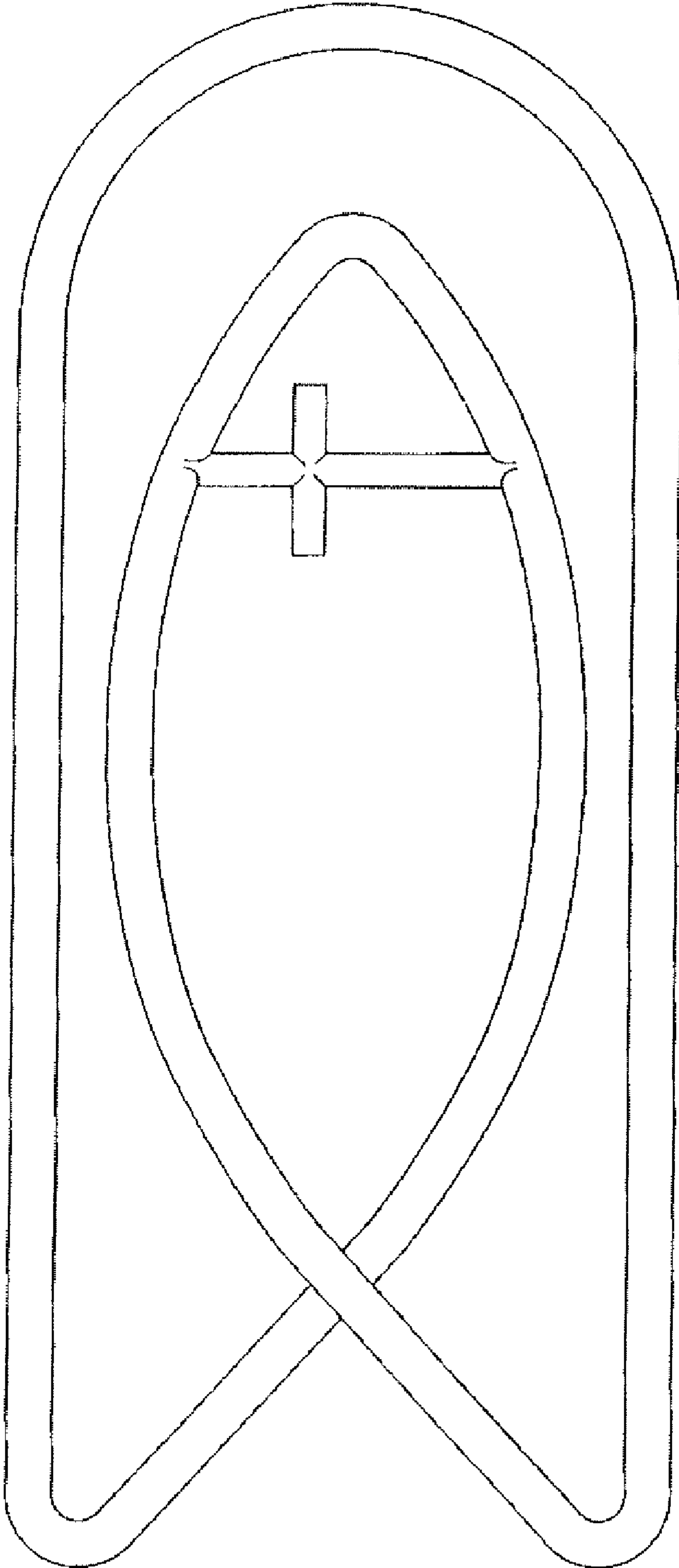


FIG. 3

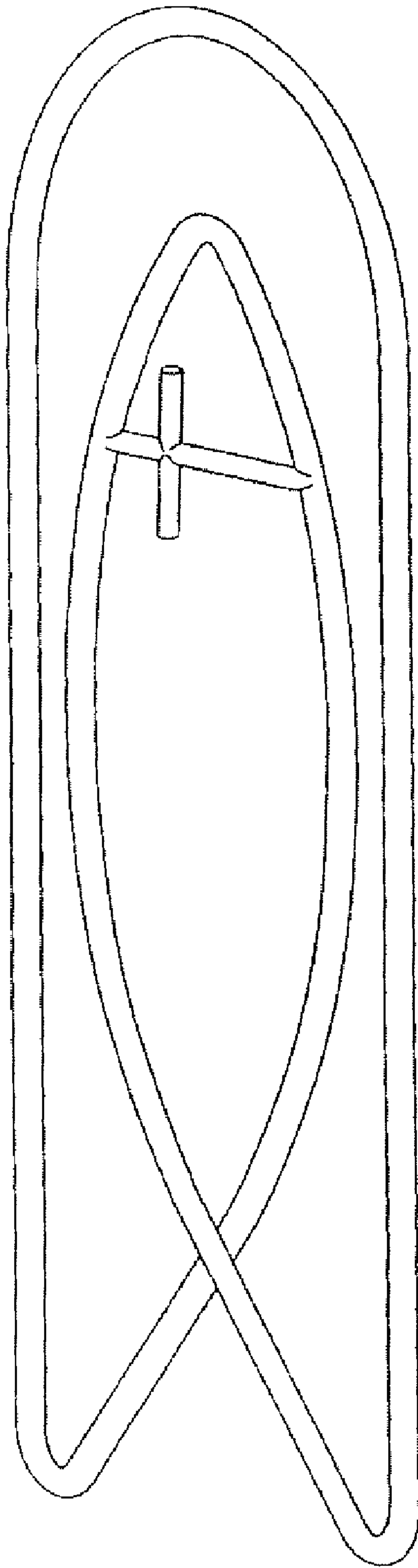


FIG. 4