



US00D557336S

(12) **United States Design Patent**
Hosoi

(10) **Patent No.:** **US D557,336 S**

(45) **Date of Patent:** **** Dec. 11, 2007**

(54) **CARD FOR A SEWING MACHINE MANUAL**

(75) Inventor: **Hiroyasu Hosoi**, Kariya (JP)

(73) Assignee: **Aisin Seiki Kabushiki Kaisha**,
Kariya-Shi, Aichi-Ken (JP)

(**) Term: **14 Years**

(21) Appl. No.: **29/242,569**

(22) Filed: **Nov. 14, 2005**

(51) **LOC (8) Cl.** **19-01**

(52) **U.S. Cl.** **D19/1; D19/59; D19/64**

(58) **Field of Classification Search** D19/1-34.5,
D19/59, 60, 76, 86, 99; 281/15.1, 33, 38;
D20/18; 283/52; 434/171; 40/107, 491,
40/109; D3/3, 119, 120

See application file for complete search history.

(56) **References Cited**

U.S. PATENT DOCUMENTS

D14,159	S	*	8/1883	Littell	D19/24
1,932,935	A	*	10/1933	Hubbard	434/109
D115,067	S	*	5/1939	Farkas	D19/27
D159,763	S	*	8/1950	Turpin	D19/27
D165,023	S	*	10/1951	Rodbell	D19/27
D187,314	S	*	2/1960	Olson	D19/76
3,090,143	A	*	5/1963	Arnold	40/119
D219,094	S	*	10/1970	Vien	D19/27
3,605,287	A	*	9/1971	Jones	434/85

3,817,393	A	*	6/1974	Neilsen	211/50
D236,857	S	*	9/1975	Lookatch	D3/247
D248,964	S	*	8/1978	Kizlauskas	D19/76
D290,137	S	*	6/1987	Reilly	D19/26
D309,325	S	*	7/1990	Halls	D19/62
D370,499	S	*	6/1996	Bechler et al.	D19/64
D382,898	S	*	8/1997	Chang	D19/20
D418,542	S	*	1/2000	Cormier et al.	D19/59
D451,958	S	*	12/2001	Walch	D19/59

* cited by examiner

Primary Examiner—Lou Zarfaz

Assistant Examiner—Susan E Krakower

(74) *Attorney, Agent, or Firm*—Buchanan Ingersoll & Rooney PC

(57) **CLAIM**

The ornamental design for a card for a sewing machine manual, as shown and described.

DESCRIPTION

FIG. 1 is a front view of a card for a sewing machine manual according to my new design;

FIG. 2 is a rear view thereof;

FIG. 3 is a top plan view thereof, the bottom plan view being an identical image thereof; and,

FIG. 4 is a right side elevational view thereof, the left side view being a mirror image thereof.

1 Claim, 1 Drawing Sheet





FIG. 1




FIG. 2

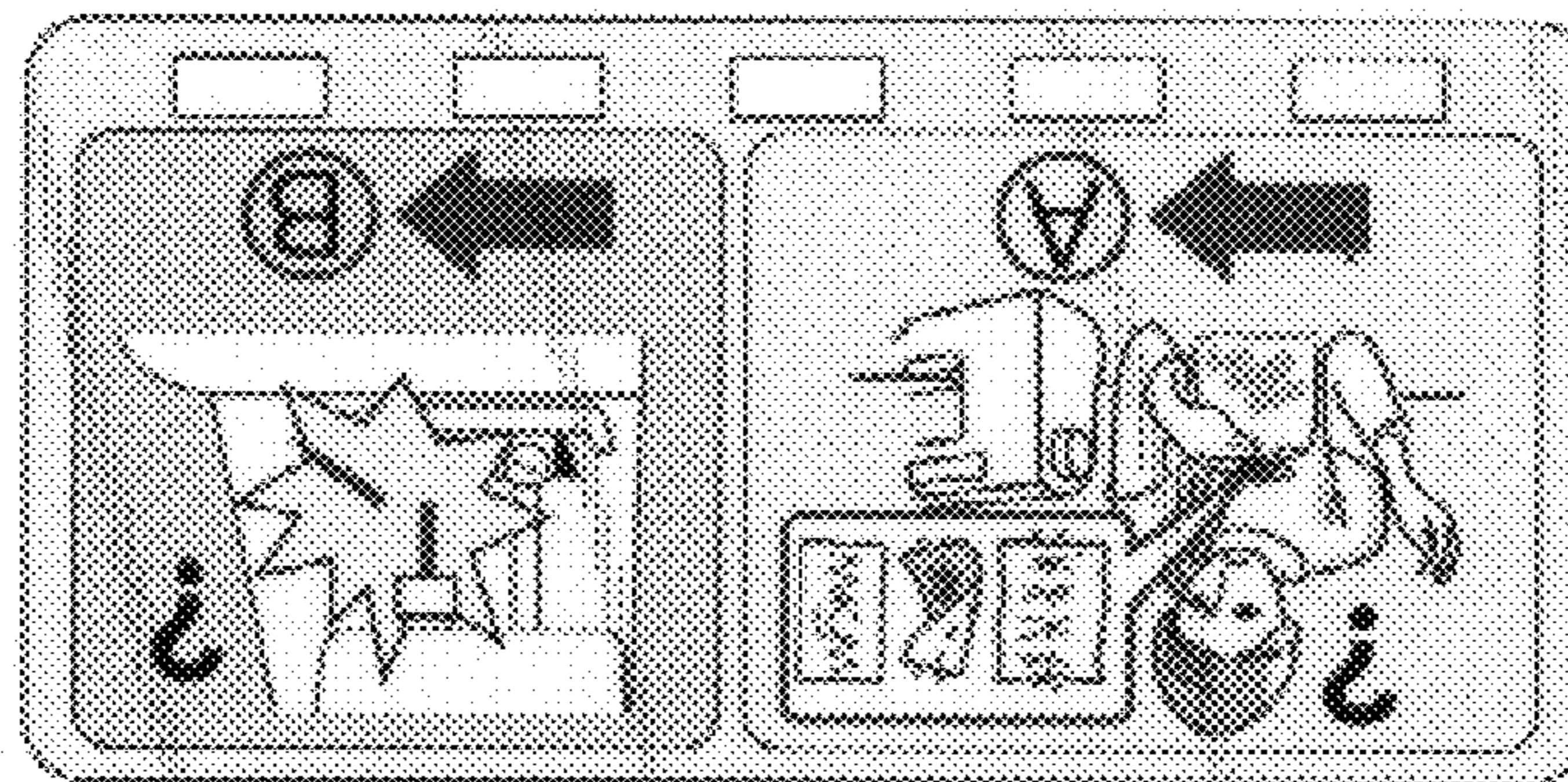


FIG. 3



FIG. 4

