

US00D557330S

(12) **United States Design Patent**
Parikh

(10) **Patent No.:** **US D557,330 S**

(45) **Date of Patent:** **** Dec. 11, 2007**

(54) **QUADRUPLE EDGE GUITAR PICK**

OTHER PUBLICATIONS

(76) Inventor: **Alaap O. Parikh**, 19 Fox Meadow La.,
Holmdel, NJ (US) 07733

Martial Arts Gear. http://www.ninja-weapons.com/Ninja_Items/Shuriken/10278.shtml. Aug. 2006. Four Point Silver Wave Throwing Star: center of page.*

(**) Term: **14 Years**

Ninja Gear Homepage. <http://www.ninja-gear.com/throwing-stars/large-throwing-stars/>. Jan. 2005. Gold Four Point Star: center of page.*

(21) Appl. No.: **29/275,817**

Ninja Gear Homepage. <http://www.ninja-gear.com/throwing-stars/large-throwing-stars/#>. Jan. 2005. Black Yagyu 4 Point Star: center of page.*

(22) Filed: **Jan. 7, 2007**

(51) **LOC (8) Cl.** **17-03**

* cited by examiner

(52) **U.S. Cl.** **D17/20**

Primary Examiner—Ian Simmons

Assistant Examiner—R. Johnson

(58) **Field of Classification Search** D17/18,
D17/19, 20, 99; 84/8, 97, 99, 106, 258, 411 P,
84/320–322, 422.3, 460; D6/601
See application file for complete search history.

(57) **CLAIM**

The ornamental design for a quadruple edge guitar pick, as shown and described.

(56) **References Cited**

DESCRIPTION

U.S. PATENT DOCUMENTS

D32,088	S *	1/1900	Kitchen	D17/17
1,069,987	A *	8/1913	Taylor et al.	84/269
2,449,890	A *	9/1948	Garlick	84/322
3,304,826	A *	2/1967	Caron	84/322
D250,518	S *	12/1978	Friedman	D11/108
D254,378	S *	3/1980	Whitesel, II	D17/18
D260,529	S *	9/1981	Pearse	D17/20
4,691,609	A *	9/1987	Acocella	84/322
D313,810	S *	1/1991	Walker	D17/18
D317,617	S *	6/1991	Mutti	D17/20
6,777,602	B2 *	8/2004	Hautamaki et al.	84/322
2005/0155483	A1 *	7/2005	Anderson	84/422.3


FIG. 1 is a perspective view of a quadruple edge guitar pick showing my new design;

FIG. 2 is a front elevational view thereof, the undisclosed rear elevational view being a mirror image thereof;

FIG. 3 is a bottom plan view thereof, the top plan view being a mirror image thereof; and,

FIG. 4 is a right side elevational view thereof; the undisclosed left side elevational view being a mirror image thereof.

1 Claim, 1 Drawing Sheet






Fig. 1




Fig. 2



Fig. 3



Fig. 4