



US00D557326S

(12) **United States Design Patent**
Jannard et al.

(10) **Patent No.:** **US D557,326 S**

(45) **Date of Patent:** **** Dec. 11, 2007**

(54) **EYEGLASS COMPONENTS**

(75) Inventors: **James H. Jannard**, Spieden Island, WA (US); **Hans Karsten Moritz**, Foothill Ranch, CA (US); **Colin Baden**, Irvine, CA (US)

(73) Assignee: **Oakley, Inc.**, Foothill Ranch, CA (US)

(**) Term: **14 Years**

(21) Appl. No.: **29/288,607**

(22) Filed: **Jun. 15, 2007**

Related U.S. Application Data

(62) Division of application No. 29/262,974, filed on Jul. 14, 2006.

(51) **LOC (8) Cl.** **16-06**

(52) **U.S. Cl.** **D16/326**

(58) **Field of Classification Search** D16/101, D16/300-334, 335, 336-330, 332-338, 341, D16/342; D21/190; D24/110.2; 2/12, 13, 2/426, 432, 434-437, 441, 447-449, 453; 351/41, 44, 47, 51, 61-63, 83, 89, 90, 158; D14/137, 156, 157, 168, 169, 188, 189-199, D14/265, 446; D27/148; 359/618; 381/327
See application file for complete search history.

(56) **References Cited**

U.S. PATENT DOCUMENTS

D184,274 S	1/1959	Darr	
D190,884 S	7/1961	Rose et al.	
D192,884 S	5/1962	Pettito	
D198,939 S	8/1964	Huggins	
D200,734 S	3/1965	Zurich	
D200,735 S	3/1965	Mitchell	
D202,658 S	10/1965	Pettito	
D209,892 S *	1/1968	McCracken	D12/605
3,591,263 A *	7/1971	Esterson	351/44
4,703,522 A *	11/1987	Schurle et al.	2/432
D372,726 S	8/1996	Simioni	
D399,866 S *	10/1998	Yee	D16/330
D420,035 S *	2/2000	Hartman	D16/325
D425,103 S *	5/2000	Yee et al.	D16/326

6,233,342 B1	5/2001	Fernandez	
D461,834 S *	8/2002	Jannard et al.	D16/326
D462,375 S *	9/2002	Baden et al.	D16/326
D464,669 S *	10/2002	Thixton et al.	D16/326
D470,166 S *	2/2003	Yee et al.	D16/326
D473,892 S *	4/2003	Thixton et al.	D16/314
D484,173 S	12/2003	Jannard et al.	
D485,570 S *	1/2004	Teng	D16/314
D489,394 S	5/2004	Teng	
D497,380 S *	10/2004	Thixton et al.	D16/326
D505,151 S *	5/2005	Windham	D16/326
D514,613 S	2/2006	Jannard et al.	
D523,461 S	6/2006	Jannard et al.	
7,182,459 B1 *	2/2007	Chen	351/158
D539,830 S *	4/2007	Saderholm et al.	D16/326
D542,330 S *	5/2007	Elmore	D16/326

OTHER PUBLICATIONS

Pending U.S. Appl. No. 29/227,719, filed Apr. 13, 2005, Jannard et al.

(Continued)

Primary Examiner—T. Chase Nelson
Assistant Examiner—Barbara B Lohr
(74) *Attorney, Agent, or Firm*—Gregory K. Nelson

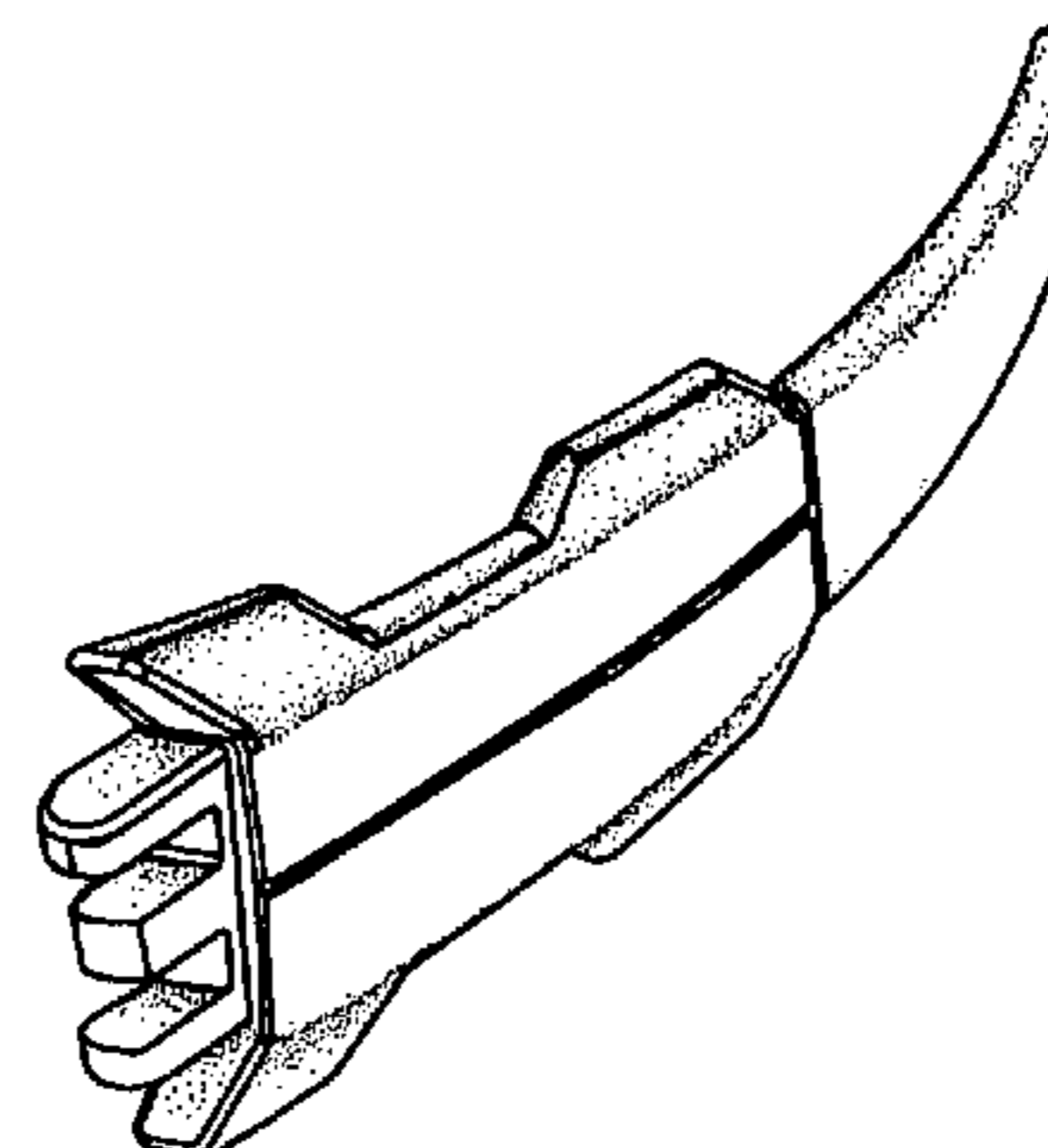
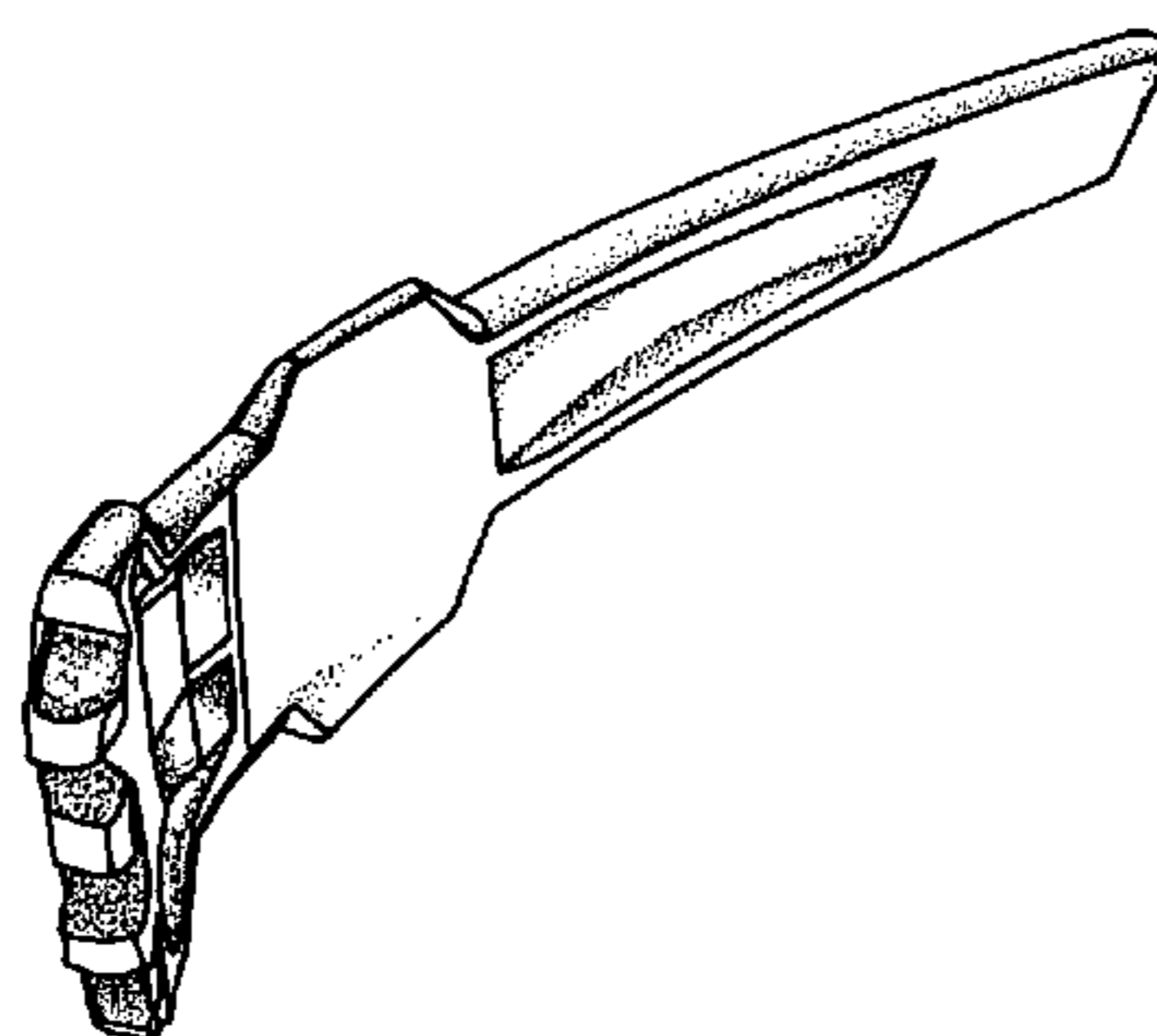
(57) **CLAIM**

The ornamental design for eyeglass components, as shown and described.

DESCRIPTION

FIG. 1 is a front perspective view of the eyeglass components of the present invention;
FIG. 2 is a front elevational view thereof;
FIG. 3 is a rear elevational view thereof;
FIG. 4 is a left-side elevational view thereof, the right-side elevational view being a mirror image thereof;
FIG. 5 is a top plan view thereof; and,
FIG. 6 is a bottom plan view thereof.

1 Claim, 4 Drawing Sheets



OTHER PUBLICATIONS

Pending U.S. Appl. No. 29/262,974, Jannard et al.

Asia Pacific Trading Co., Inc. *Fashion Plastic Collection II*, Asia Pacific Trading Co. Catalogue 1999-2000, p. 31.

Asia Pacific Trading Co., Inc. *Metal & Plastic Combination V*, Asia Pacific Trading Co. Catalogue 1999-2000, p. 2.

Berthet-Bondet. *B.B. sol 1968*, Sunglass Catalogue, p. 2, 10.

Optical Journal & Review of Optometry, Nov. 1, 1971, p. 12.

* cited by examiner

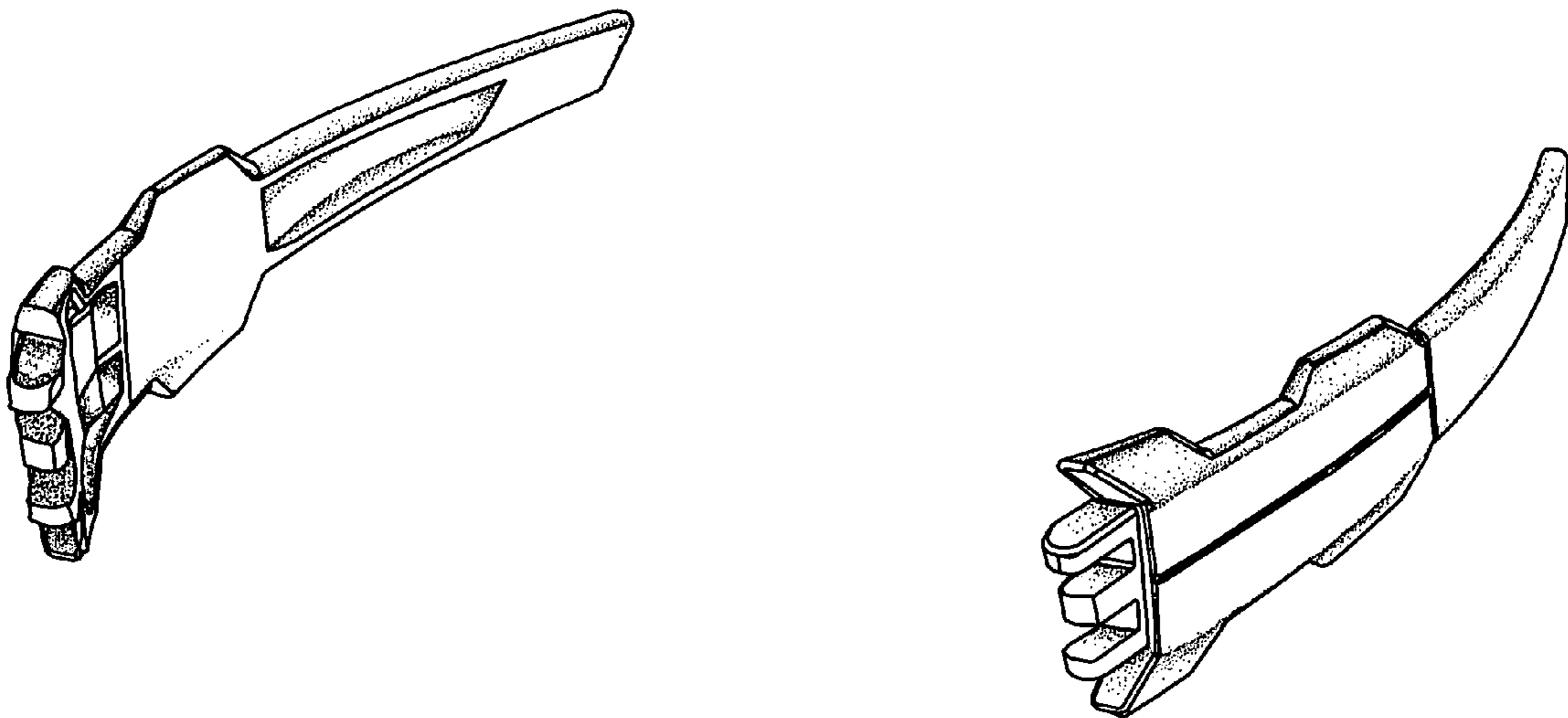


FIG. 1

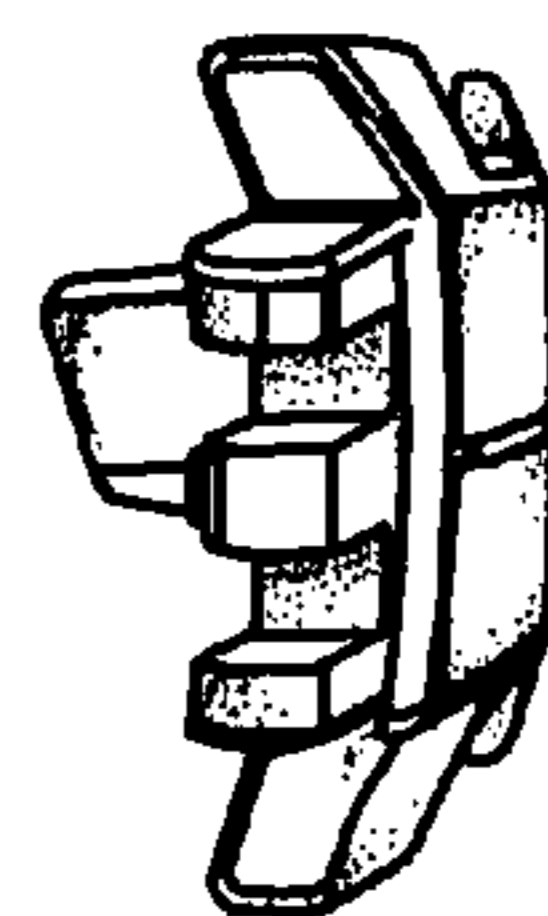
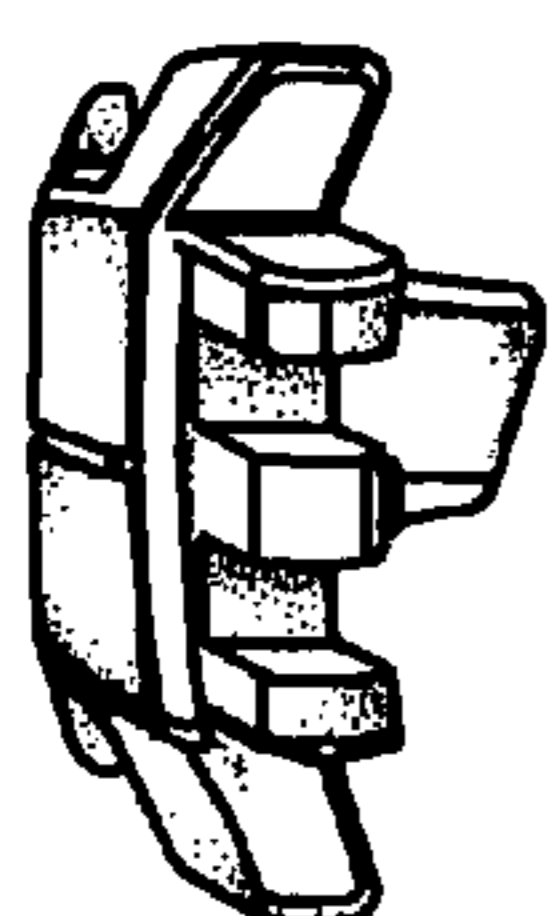


FIG. 2





FIG. 3

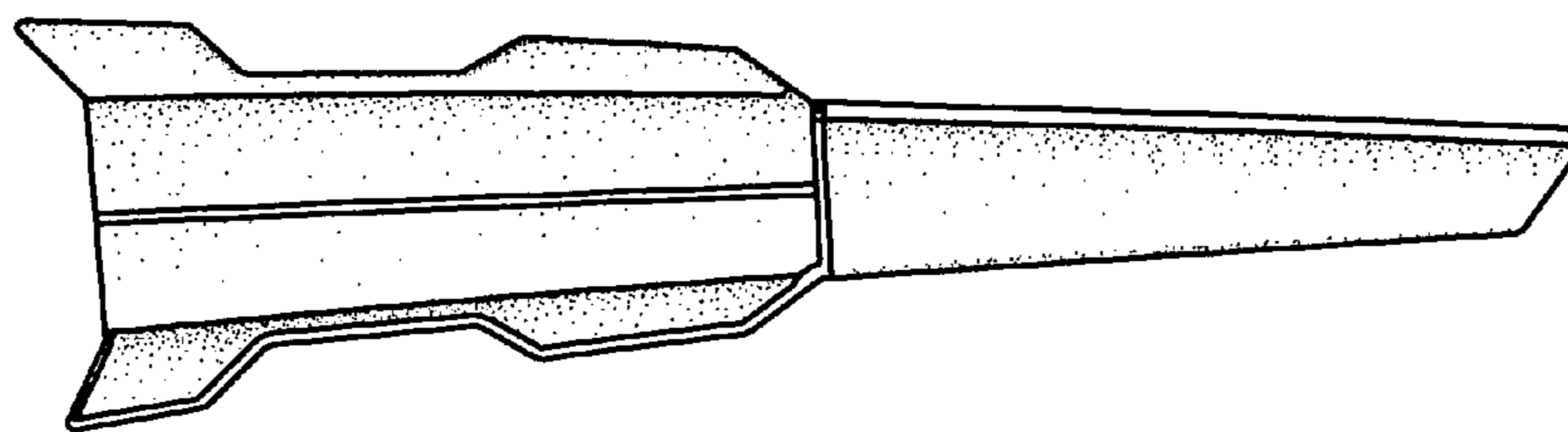


FIG. 4


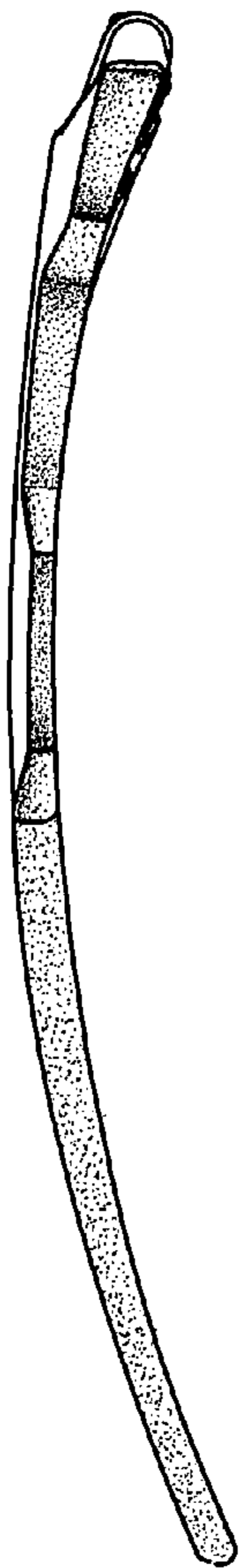


FIG. 5

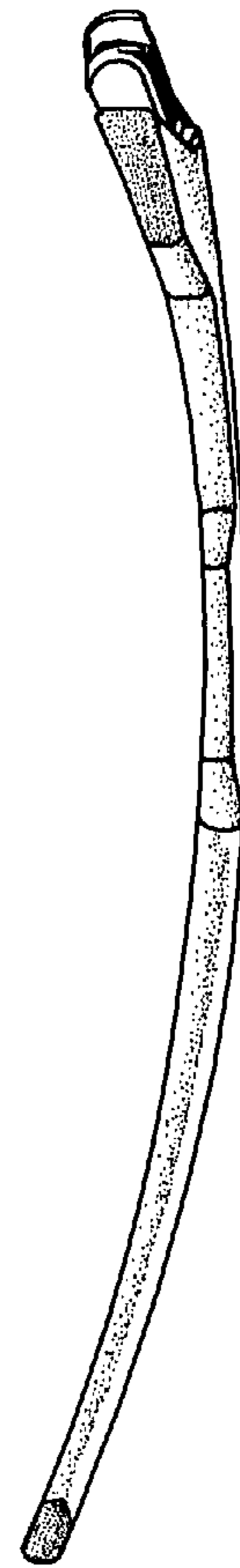
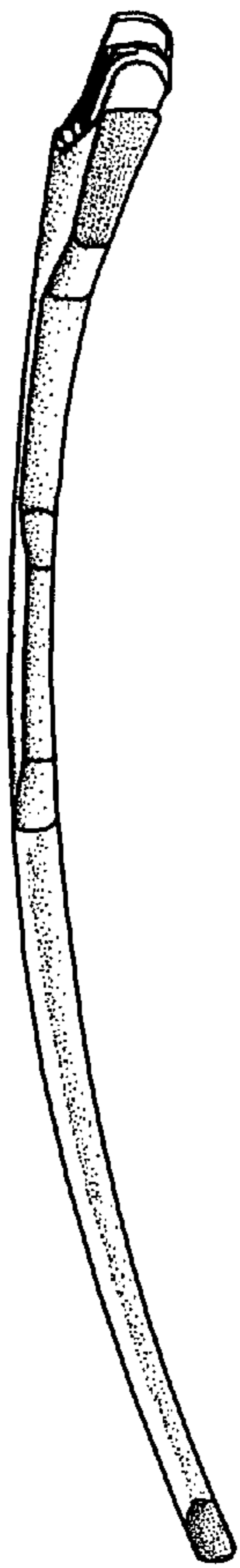


FIG. 6