



US00D557293S

(12) **United States Design Patent** (10) **Patent No.:** **US D557,293 S**
Vardon (45) **Date of Patent:** **** *Dec. 11, 2007**

(54) **REFRIGERATOR SHELF**
(75) Inventor: **François Vardon**, El Marqués (MX)
(73) Assignee: **Saint-Gobain Glass France**,
Courbevoie (FR)
(*) Notice: This patent is subject to a terminal disclaimer.
(**) Term: **14 Years**
(21) Appl. No.: **29/275,121**
(22) Filed: **Dec. 14, 2006**

D515,599 S 2/2006 Vardon
D516,100 S 2/2006 Vardon
D516,101 S 2/2006 Vardon
D516,102 S 2/2006 Vardon
D517,102 S 3/2006 Vardon
D523,034 S 6/2006 Vardon
D523,450 S 6/2006 Vardon
D525,269 S 7/2006 Vardon
D525,633 S 7/2006 Vardon
2003/0222043 A1* 12/2003 Rouch et al. 211/153
2005/0017143 A1* 1/2005 Bronsink et al. 248/250
2005/0062380 A1* 3/2005 Park et al. 312/408

* cited by examiner

Primary Examiner—Stella M. Reid
Assistant Examiner—Shanda C. Hill
(74) *Attorney, Agent, or Firm*—Oblon, Spivak, McClelland,
Maier & Neustadt, P.C.

(51) **LOC (8) Cl.** **15-07**
(52) **U.S. Cl.** **D15/89**
(58) **Field of Classification Search** D15/79,
D15/85, 89; 62/3.6, 246–255, 337, 440–449,
62/457; 312/116, 247, 270.3, 319, 401, 408;
220/4.31, 533, 592.1–592.4; D6/627; 428/122;
29/451; 211/153; 248/153
See application file for complete search history.

(57) **CLAIM**

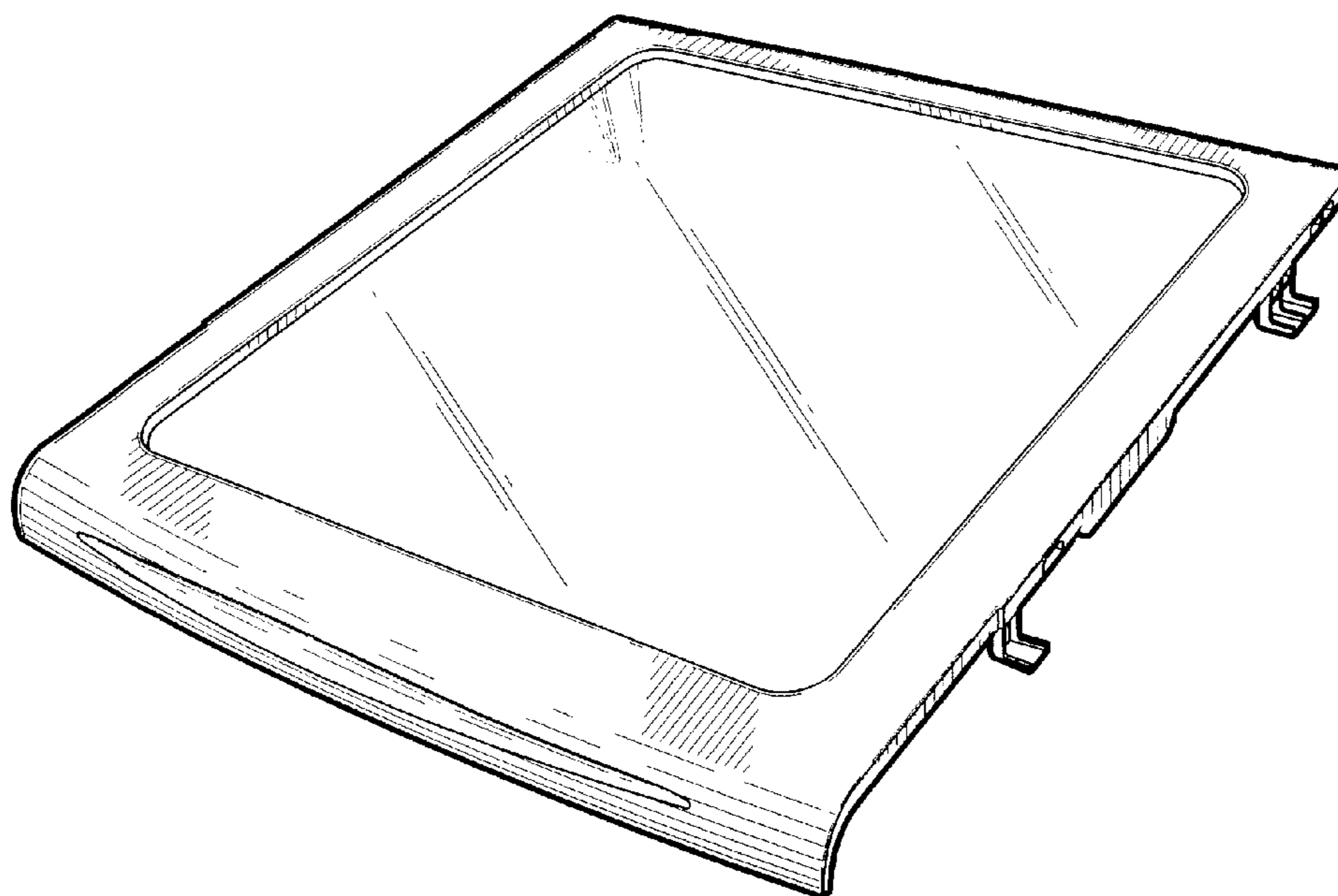
The ornamental design for a refrigerator shelf, as shown and described.

DESCRIPTION

FIG. 1 is a front view of a refrigerator shelf, showing my new design;
FIG. 2 is a rear view thereof;
FIG. 3 is a top view thereof;
FIG. 4 is a bottom view thereof;
FIG. 5 is a right side view thereof;
FIG. 6 is a left side view thereof;
FIG. 7 is a top, front, left perspective view thereof; and,
FIG. 8 is a bottom, front, left perspective view thereof.

(56) **References Cited**
U.S. PATENT DOCUMENTS
D142,904 S 11/1945 Paddock
D309,461 S 7/1990 Bussan et al.
5,332,611 A 7/1994 Shanok et al.
5,677,030 A 10/1997 Shanok et al.
5,735,589 A 4/1998 Herrmann et al.
6,105,233 A 8/2000 Neal
D482,560 S 11/2003 Danilovski
6,679,573 B2 1/2004 Bienick
D495,720 S 9/2004 Barcenas et al.
D512,732 S 12/2005 Vardon
D515,598 S 2/2006 Vardon

1 Claim, 6 Drawing Sheets






Fig. 1

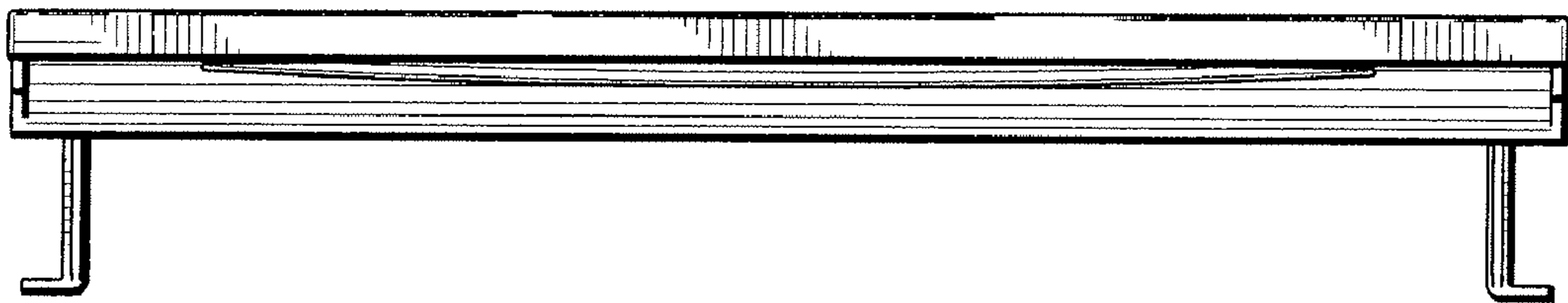


Fig. 2




Fig. 3

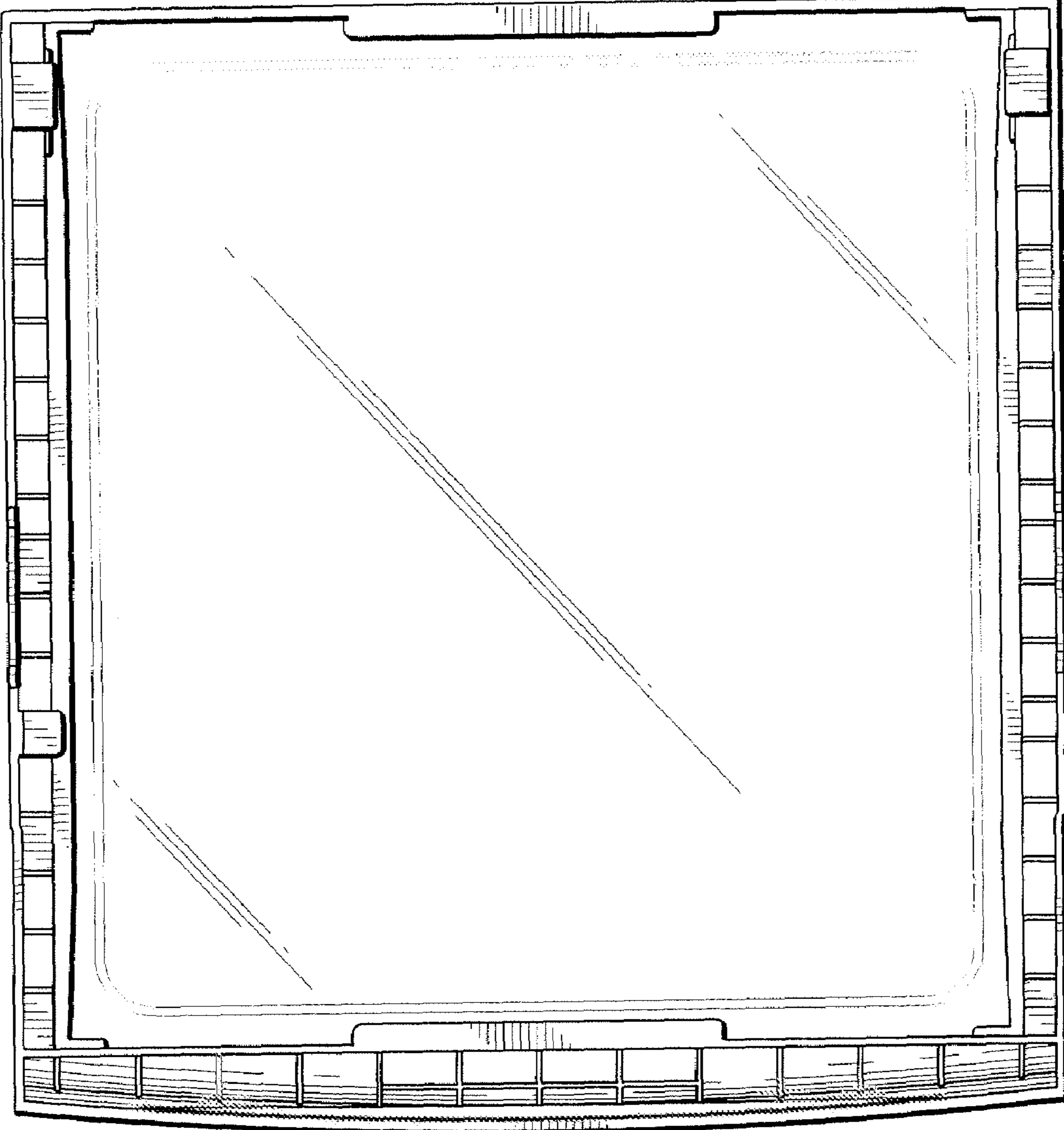


Fig. 4

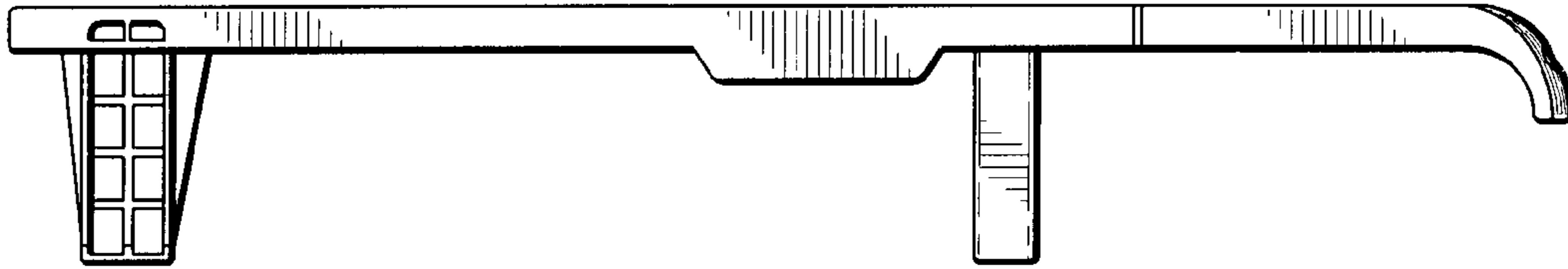


Fig. 5

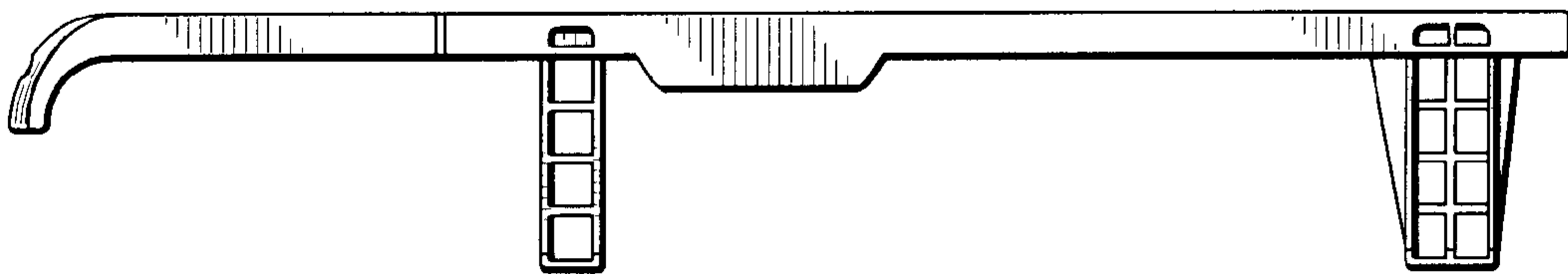


Fig. 6




Fig. 7

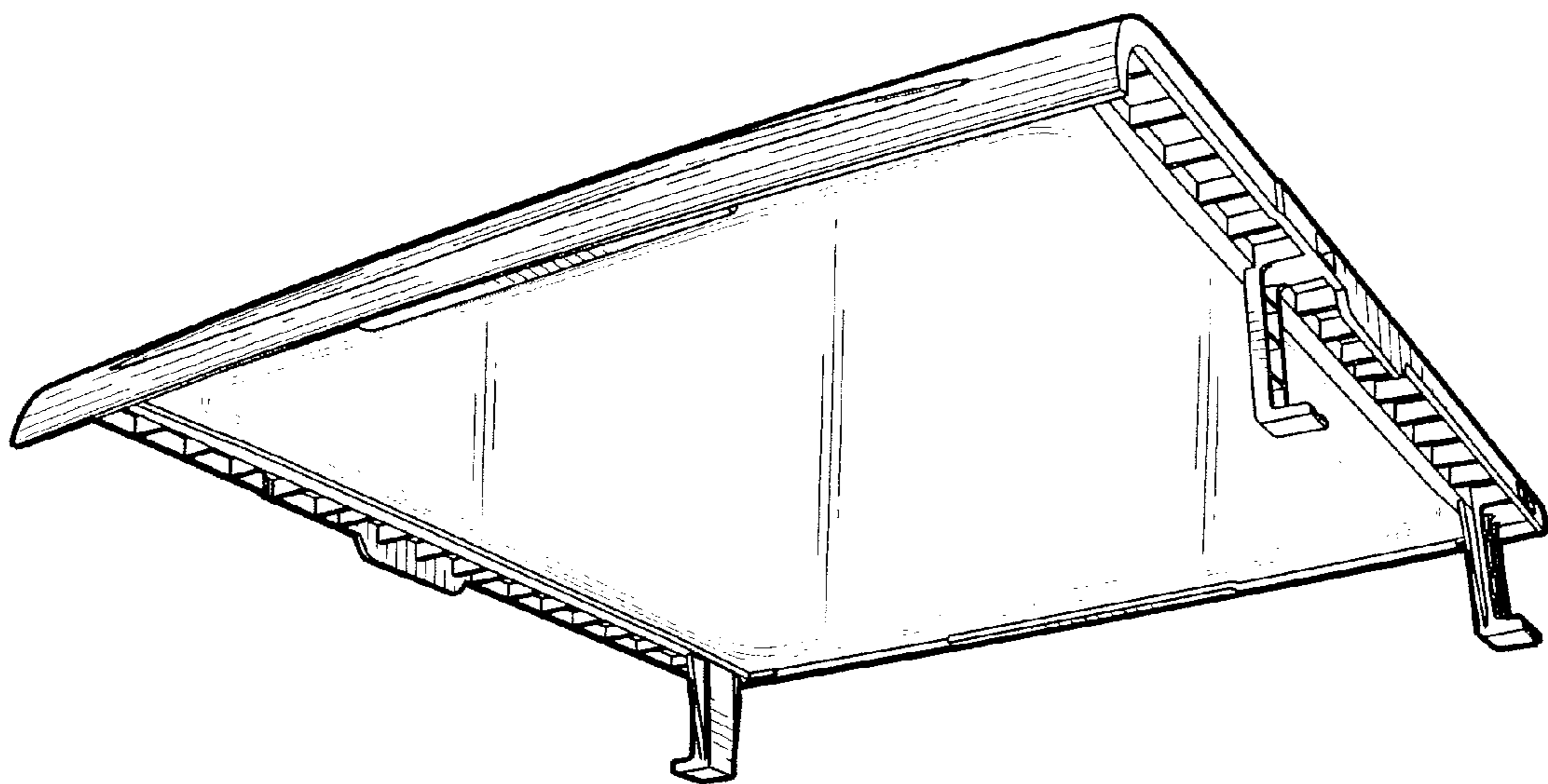


Fig. 8