

US00D557275S

(12) **United States Design Patent** (10) **Patent No.:** **US D557,275 S**  
**De Mar et al.** (45) **Date of Patent:** **\*\* Dec. 11, 2007**

(54) **TRANSITIONAL IMAGE FOR A PORTION OF A DISPLAY SCREEN**

(75) Inventors: **Steve De Mar**, Seattle, WA (US);  
**Shishir Mehrotra**, Seattle, WA (US);  
**Shane Williams**, Redmond, WA (US)

(73) Assignee: **Microsoft Corporation**, Redmond, WA (US)

(\*\*) Term: **14 Years**

(21) Appl. No.: **29/275,967**

(22) Filed: **Jan. 10, 2007**

(51) **LOC (8) Cl.** ..... **14-04**

(52) **U.S. Cl.** ..... **D14/487**

(58) **Field of Classification Search** ..... D14/485–495;  
715/700–867, 973–977

See application file for complete search history.

(56) **References Cited**

U.S. PATENT DOCUMENTS

D298,144 S *	10/1988	Wells-Papanek et al. ..	D14/489
5,896,133 A *	4/1999	Lynch et al. ....	715/784
D422,984 S *	4/2000	Sheehan et al. ....	D14/492
D450,059 S *	11/2001	Itou .....	D14/489
D479,243 S *	9/2003	Ohashi et al. ....	D14/486
D522,528 S *	6/2006	Hone et al. ....	D14/488
D523,444 S *	6/2006	Hone et al. ....	D14/488
D531,185 S *	10/2006	Cummins .....	D14/485
D544,879 S *	6/2007	Harvey et al. ....	D14/493
2003/0071850 A1 *	4/2003	Geidl .....	345/781

2004/0085364 A1 *	5/2004	Keely et al. ....	345/804
2005/0268237 A1 *	12/2005	Crane et al. ....	715/732
2006/0161868 A1 *	7/2006	Van Dok et al. ....	715/835
2006/0236241 A1 *	10/2006	Harada et al. ....	715/700
2006/0294473 A1 *	12/2006	Keely et al. ....	715/776
2007/0033540 A1 *	2/2007	Bridges et al. ....	715/769
2007/0113188 A1 *	5/2007	Bales et al. ....	715/742

\* cited by examiner

*Primary Examiner*—Ian Simmons

*Assistant Examiner*—Deanna Fluegeman

(74) *Attorney, Agent, or Firm*—Banner & Witcoff, Ltd.

(57) **CLAIM**

The ornamental design for a transitional image for a portion of a display screen, as shown and described.

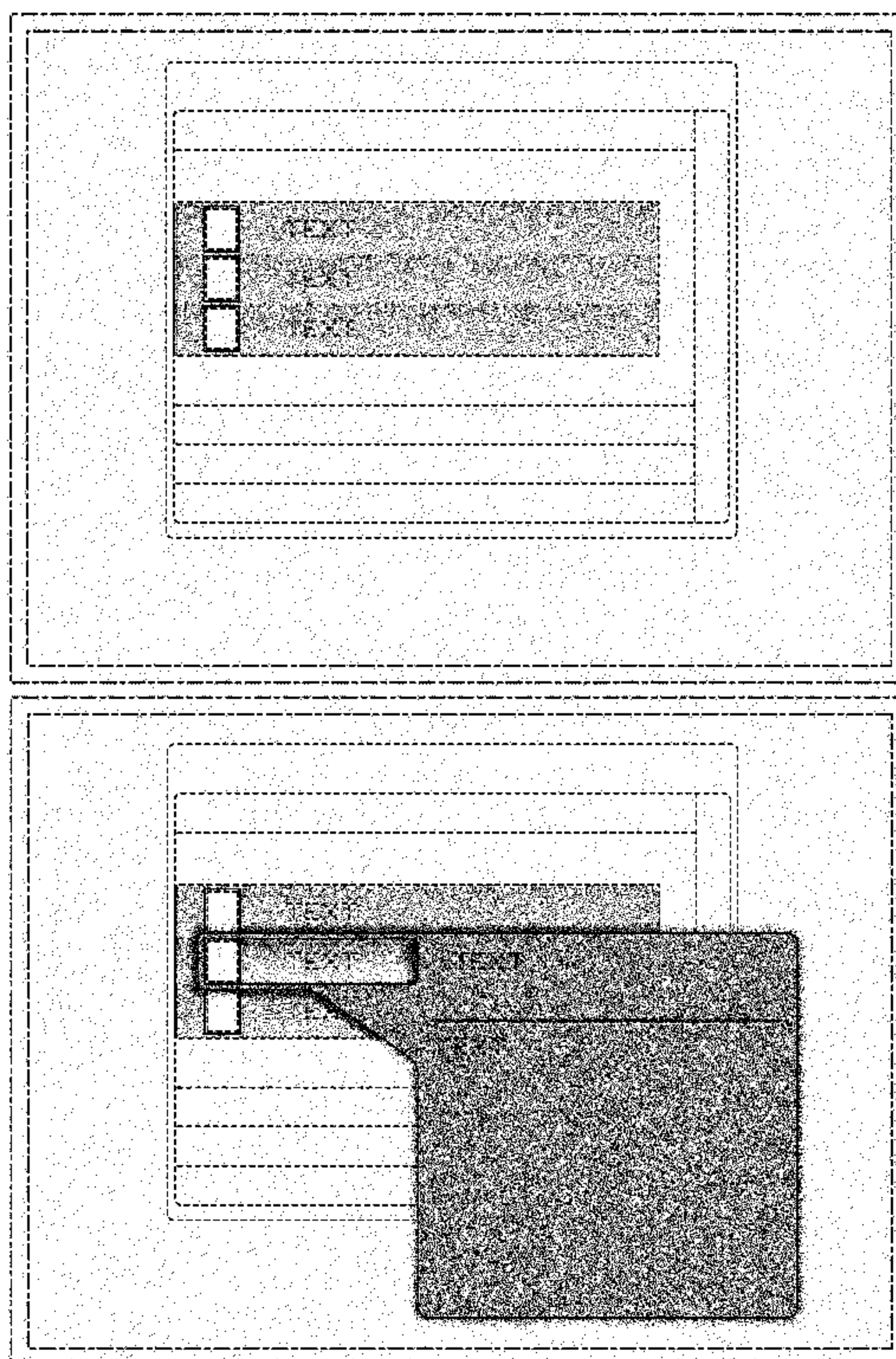
**DESCRIPTION**

FIG. 1 is a front view of the first image of a transitional image for a portion of a display screen showing our new design; and,

FIG. 2 is a front view of the second image thereof.

The appearance of the image transitions sequentially between the images shown in FIGS. 1–2. The process or period in which the first image transitions to the other forms no part of the claimed design. The broken line showing of various regions and the unshaded areas there within form no part of the claimed design. The broken line showing a portion of a display screen and text is for illustrative purposes only and forms no part of the claimed design.

**1 Claim, 2 Drawing Sheets**





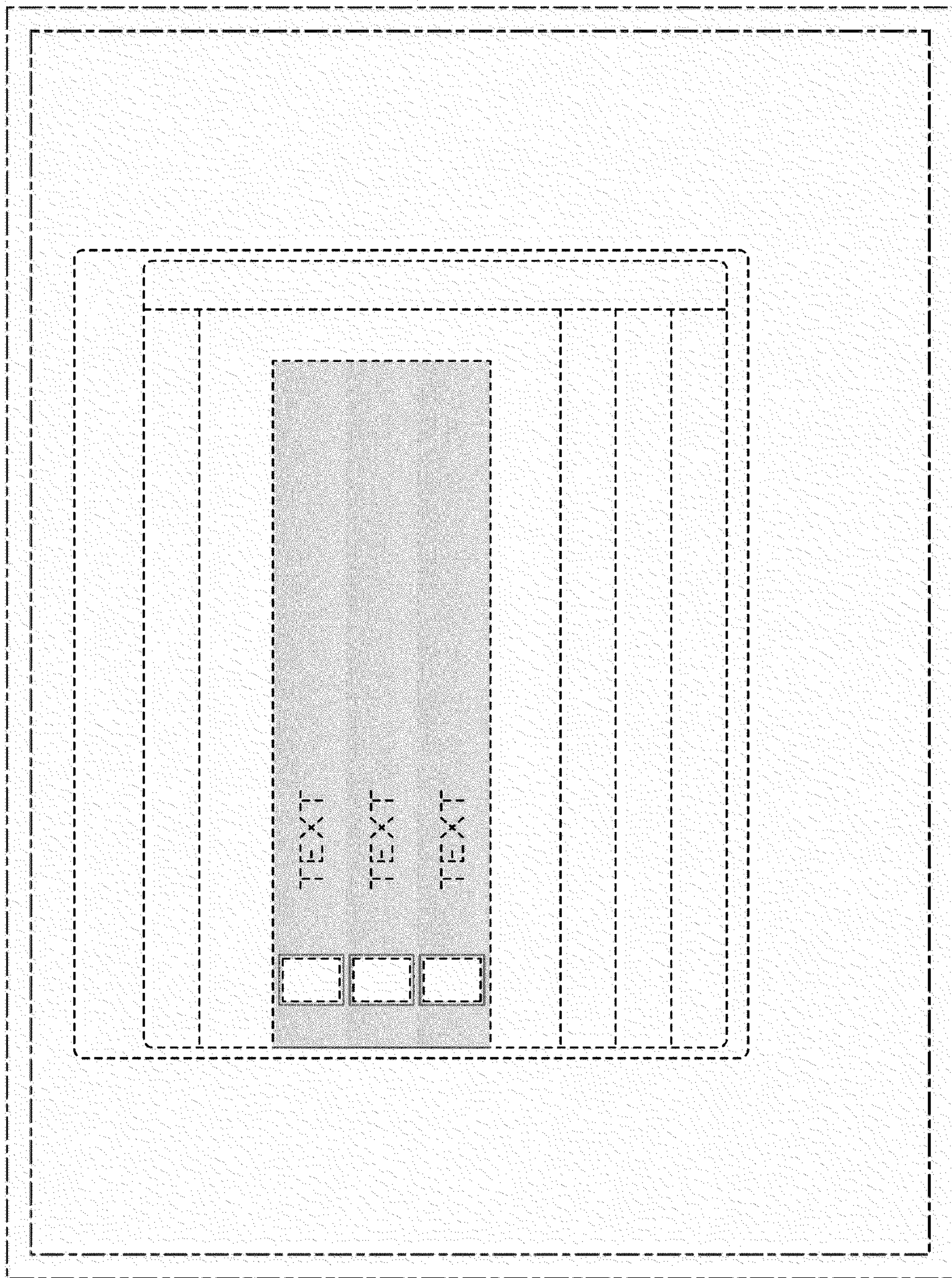


FIG. 1



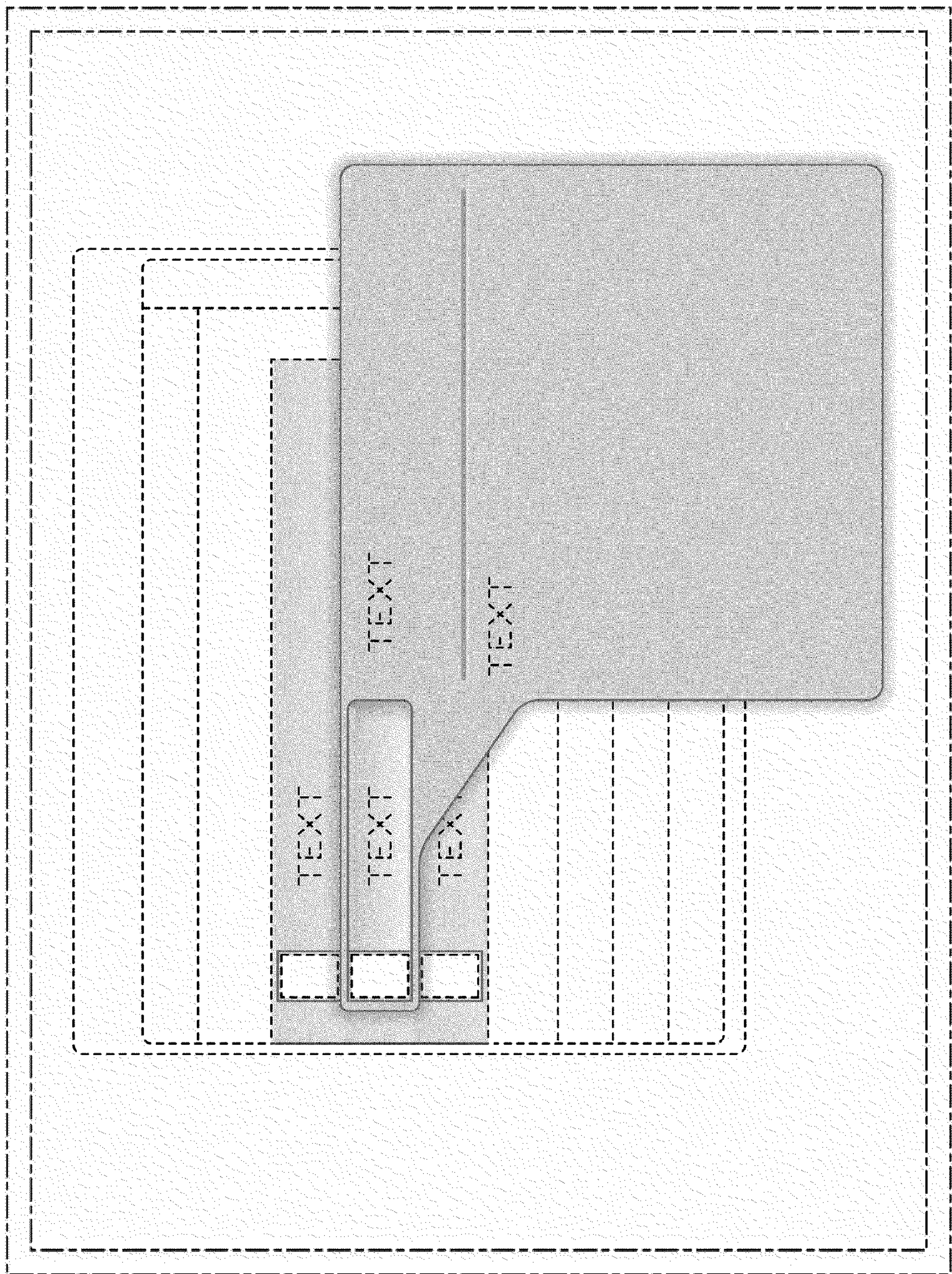


FIG. 2