



US00D557272S

(12) **United States Design Patent**
Glaser et al.

(10) **Patent No.:** **US D557,272 S**

(45) **Date of Patent:** **** Dec. 11, 2007**

(54) **ANIMATED PROGRESS METER FOR A DISPLAY SCREEN**

2006/0284878 A1* 12/2006 Zimmer 715/762
2007/0038931 A1* 2/2007 Allaire et al. 715/526
2007/0038941 A1* 2/2007 Wysocki et al. 715/748

(75) Inventors: **Russell E. Glaser**, Woodinville, WA (US); **Craig R. Maitlen**, Redmond, WA (US); **Rowland Brown**, Seattle, WA (US)

* cited by examiner

Primary Examiner—Stella M. Reid

Assistant Examiner—Deanna Fluegeman

(73) Assignee: **Microsoft Corporation**, Redmond, WA (US)

(74) *Attorney, Agent, or Firm*—Banner & Witcoff, Ltd.

(**) Term: **14 Years**

(57) **CLAIM**

(21) Appl. No.: **29/247,819**

The ornamental design for an animated progress meter for a display screen, as shown and described.

(22) Filed: **Jul. 13, 2006**

DESCRIPTION

(51) **LOC (8) Cl.** **14-04**

FIG. 1 is a front view of the first image in the sequence for an animated progress meter for a display screen showing our new design;

(52) **U.S. Cl.** **D14/487; D14/488**

FIG. 2 is a front view of the second image thereof;

(58) **Field of Classification Search** D14/485–495;
715/700–867, 973–977

FIG. 3 is a front view of the third image thereof;

See application file for complete search history.

FIG. 4 is a front view of the fourth image thereof;

(56) **References Cited**

FIG. 5 is a front view of the fifth image thereof;

U.S. PATENT DOCUMENTS

FIG. 6 is a front view of the sixth image thereof; and,

5,832,173 A * 11/1998 Terasawa et al. 715/723

FIG. 7 is a front view of the seventh image thereof.

D406,123 S * 2/1999 Hodgson D14/487

The appearance of the transitional image sequentially transitions between the images shown in FIGS. 1–7. The process or period in which one image transitions to another forms no part of the claimed design. The broken line showing of various regions is for illustrative purposes only and forms no part of the claimed design. The broken line showing the display screen is for illustrative purposes only and forms no part of the claimed design.

D416,241 S * 11/1999 Faris et al. D14/487

D422,982 S * 4/2000 Hodgson D14/487

D424,543 S * 5/2000 Hodgson D14/487

D426,208 S * 6/2000 Hodgson D14/487

D426,209 S * 6/2000 Hodgson D14/487

6,177,932 B1 * 1/2001 Galdes et al. 715/733

6,262,724 B1 * 7/2001 Crow et al. 715/723


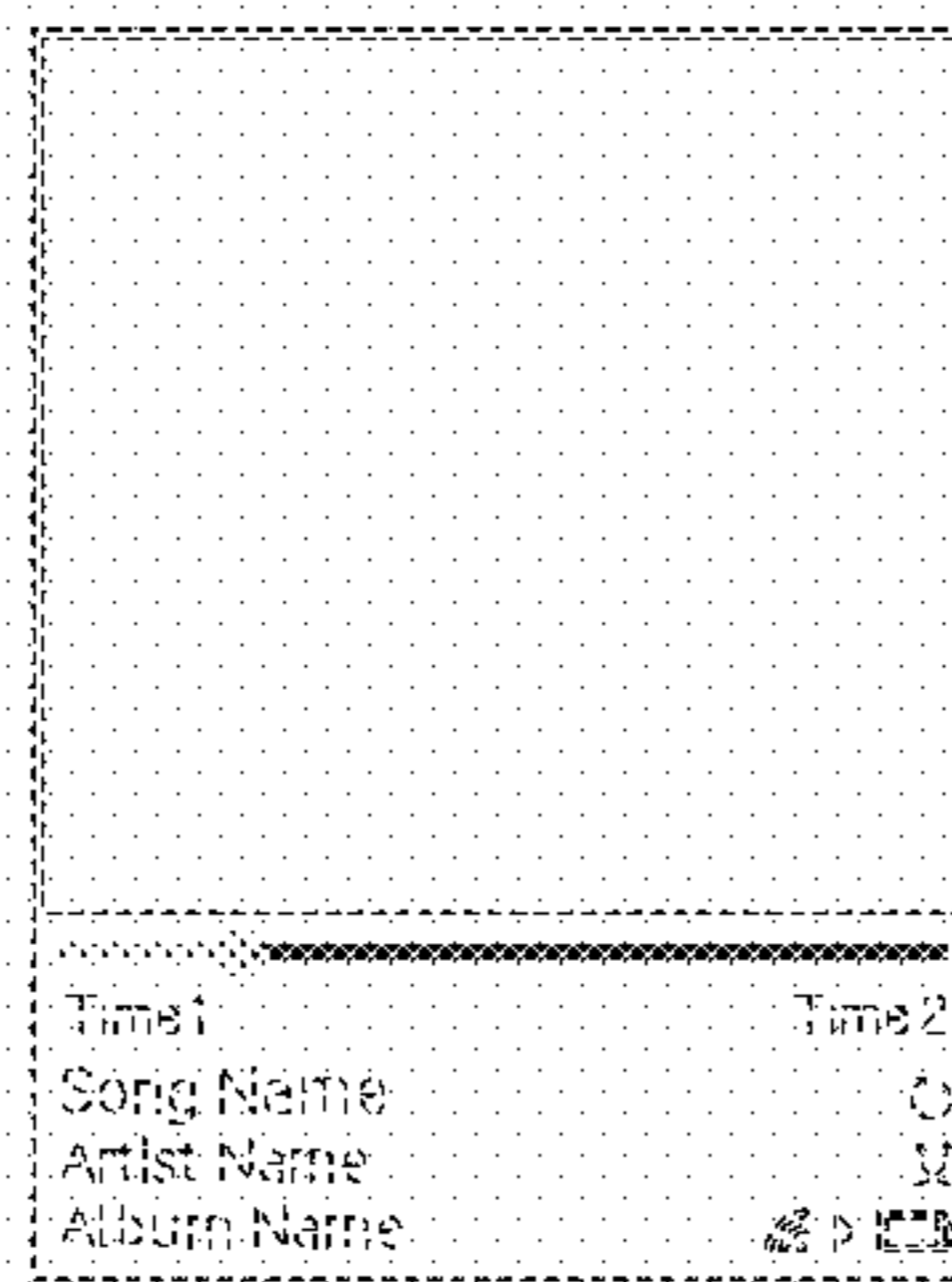


6,850,256 B2 * 2/2005 Crow et al. 715/798

2003/0227486 A1 * 12/2003 Hawkins 345/771

2004/0125128 A1 * 7/2004 Chang et al. 345/730

2006/0259870 A1 * 11/2006 Hewitt et al. 715/762

1 Claim, 7 Drawing Sheets






FIG. 1




FIG. 2




FIG. 3



FIG. 4




FIG. 5



FIG. 6



FIG. 7