



US00D557262S

(12) **United States Design Patent** (10) **Patent No.:** **US D557,262 S**
Sakai (45) **Date of Patent:** **** Dec. 11, 2007**

(54) **COMBINED DISC PLAYER AND RADIO RECEIVER**

D515,066 S * 2/2006 Takagi D14/168
D522,996 S * 6/2006 Takagi D14/168
D526,992 S * 8/2006 Sakai D14/168

(75) Inventor: **Wakaba Sakai**, Tokyo (JP)

FOREIGN PATENT DOCUMENTS

(73) Assignee: **Sony Corporation**, Tokyo (JP)

JP D1211516 S 7/2004

(**) Term: **14 Years**

OTHER PUBLICATIONS

(21) Appl. No.: **29/213,312**

Web page "CSD-A300" <http://www.jp.aiwa.com/products/portableaudio/radics/CSD-A300.html> 1 sheet, Sony Marketing (Japan) Inc. (Sep. 2004).

(22) Filed: **Sep. 16, 2004**

Web page "ZS-X3CP" <http://www.sony.co.cr/corporate?page=productosDetalles&model=CFD-F10&top=18911> sheet, Sony Ecuador (Sep. 2004).

(51) **LOC (8) Cl.** **14-03**

(52) **U.S. Cl.** **D14/257**

(58) **Field of Classification Search** D14/257,
D14/156, 160-165, 168-169, 192-198, 188,
D14/445, 126; 360/99.02, 99.07; 369/75.11,
369/75.21

Web page "CFD-F10" <http://www.sony.com.ec/corporate?page=productosDetalles&top=1932&model=ZS-X3CP> 1 sheet, Sony El Salvador (Sep. 2004).

See application file for complete search history.

* cited by examiner

(56) **References Cited**

Primary Examiner—Caron D. Veynar

Assistant Examiner—Kelley A. Donnelly

(74) *Attorney, Agent, or Firm*—Rader, Fishman & Grauer PLLC

U.S. PATENT DOCUMENTS

- D132,297 S * 5/1942 Hubert D16/301
- D297,831 S * 9/1988 Hirose et al. D14/162
- D298,933 S * 12/1988 Camens et al. D14/163
- D301,846 S * 6/1989 Beyer D14/163
- D302,167 S * 7/1989 Sherman D16/301
- D310,835 S * 9/1990 Grimes D14/163
- D312,637 S * 12/1990 Gato et al. D14/163
- D316,093 S * 4/1991 Okada et al. D14/163
- D319,057 S * 8/1991 Oura D14/163
- D320,791 S * 10/1991 Kashiwagi D14/163
- D388,812 S * 1/1998 Miehe et al. D16/301
- D399,505 S 10/1998 Kranz
- D406,843 S * 3/1999 Zeitman D14/162
- D408,410 S * 4/1999 Zeitman D14/162
- D410,649 S * 6/1999 Kobayashi D14/163
- D430,550 S * 9/2000 Nakajima et al. D14/156
- D449,589 S * 10/2001 Ishibashi et al. D14/171
- D451,487 S * 12/2001 Ng D14/156
- D454,856 S 3/2002 Kobayashi
- D457,880 S * 5/2002 Suzuki et al. D14/257
- D475,360 S * 6/2003 Yoneda et al. D14/168
- D475,361 S * 6/2003 Yoneda et al. D14/168
- D509,821 S * 9/2005 Hirano D14/168

(57) **CLAIM**

The ornamental design for a combined disc player and radio receiver, as shown and described.

DESCRIPTION

FIG. 1 is a perspective view of a combined disc player and radio receiver

FIG. 2 is a front elevational view thereof;

FIG. 3 is a left side elevational view thereof;

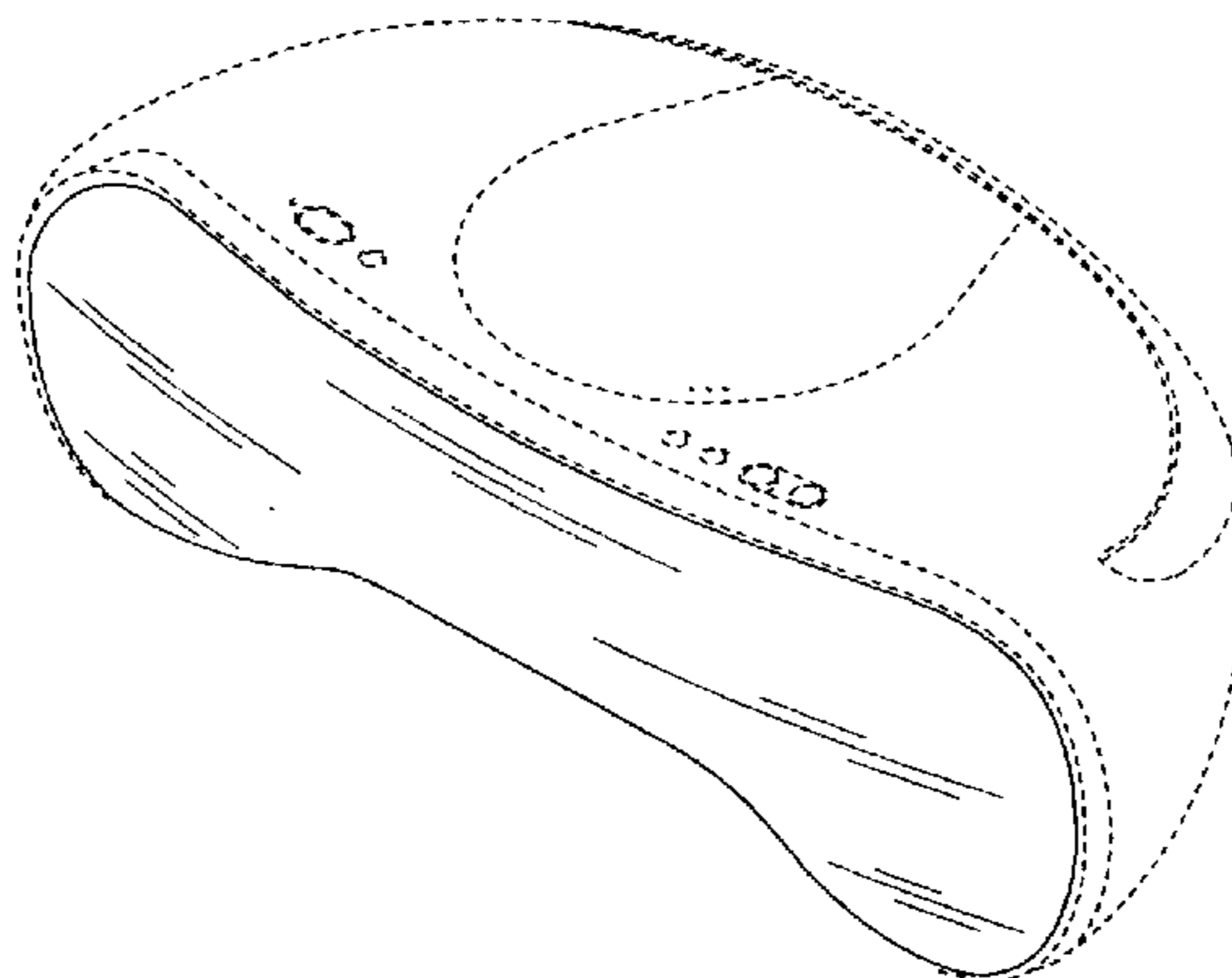
FIG. 4 is a right side elevational view thereof;

FIG. 5 is a top plan view thereof; and,

FIG. 6 is a bottom plan view thereof.

Portions of FIGS. 1-6 that are shown as broken lines are for illustrative purpose only and form no part of the claimed design.

1 Claim, 4 Drawing Sheets



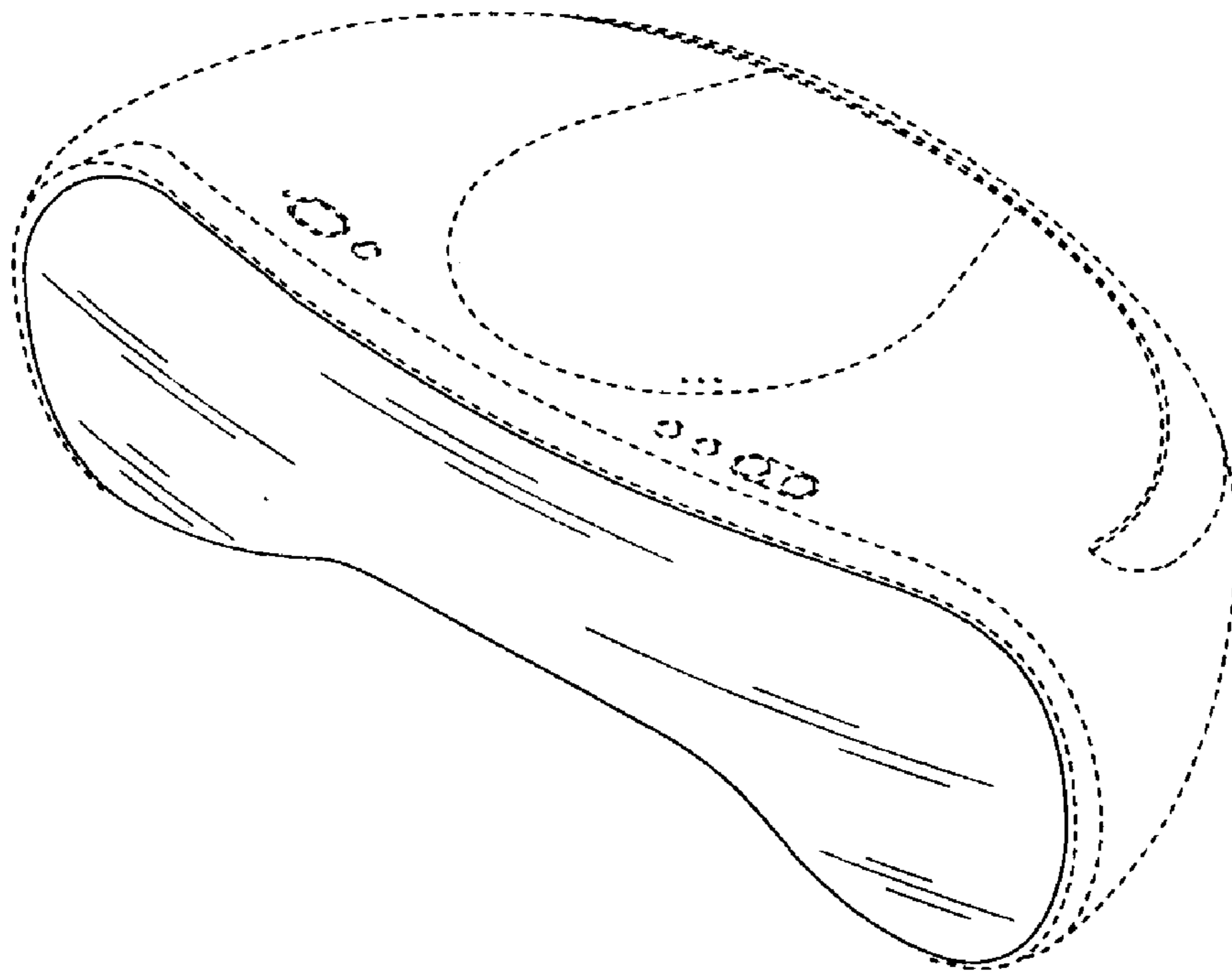


FIG. 1

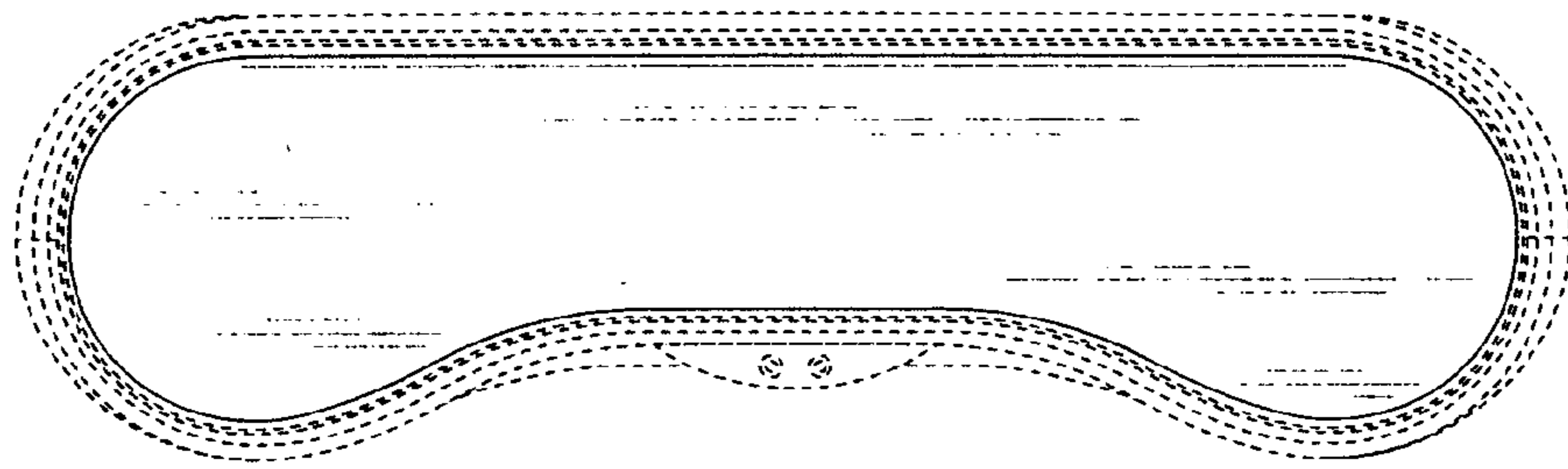


FIG. 2

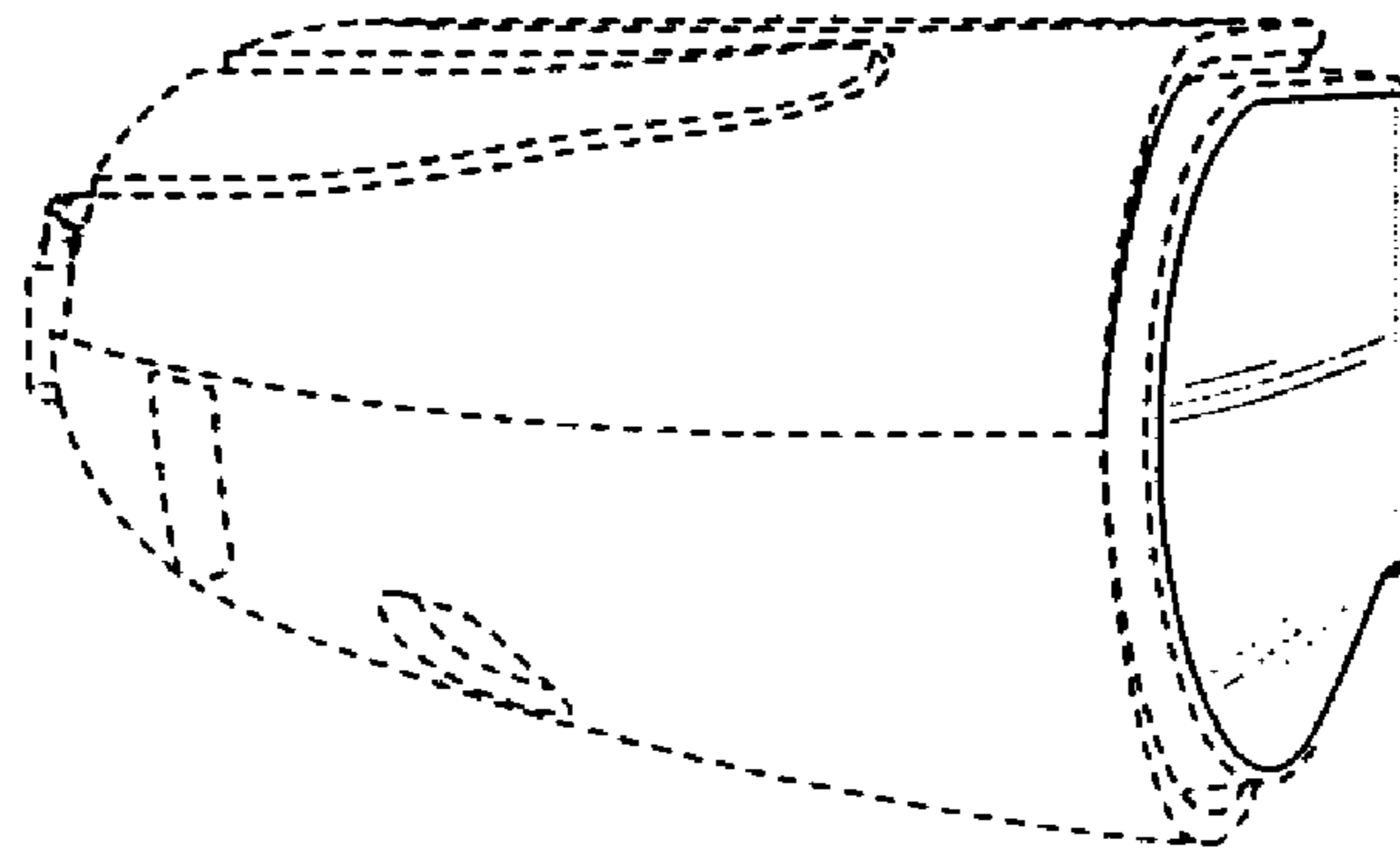


FIG. 3

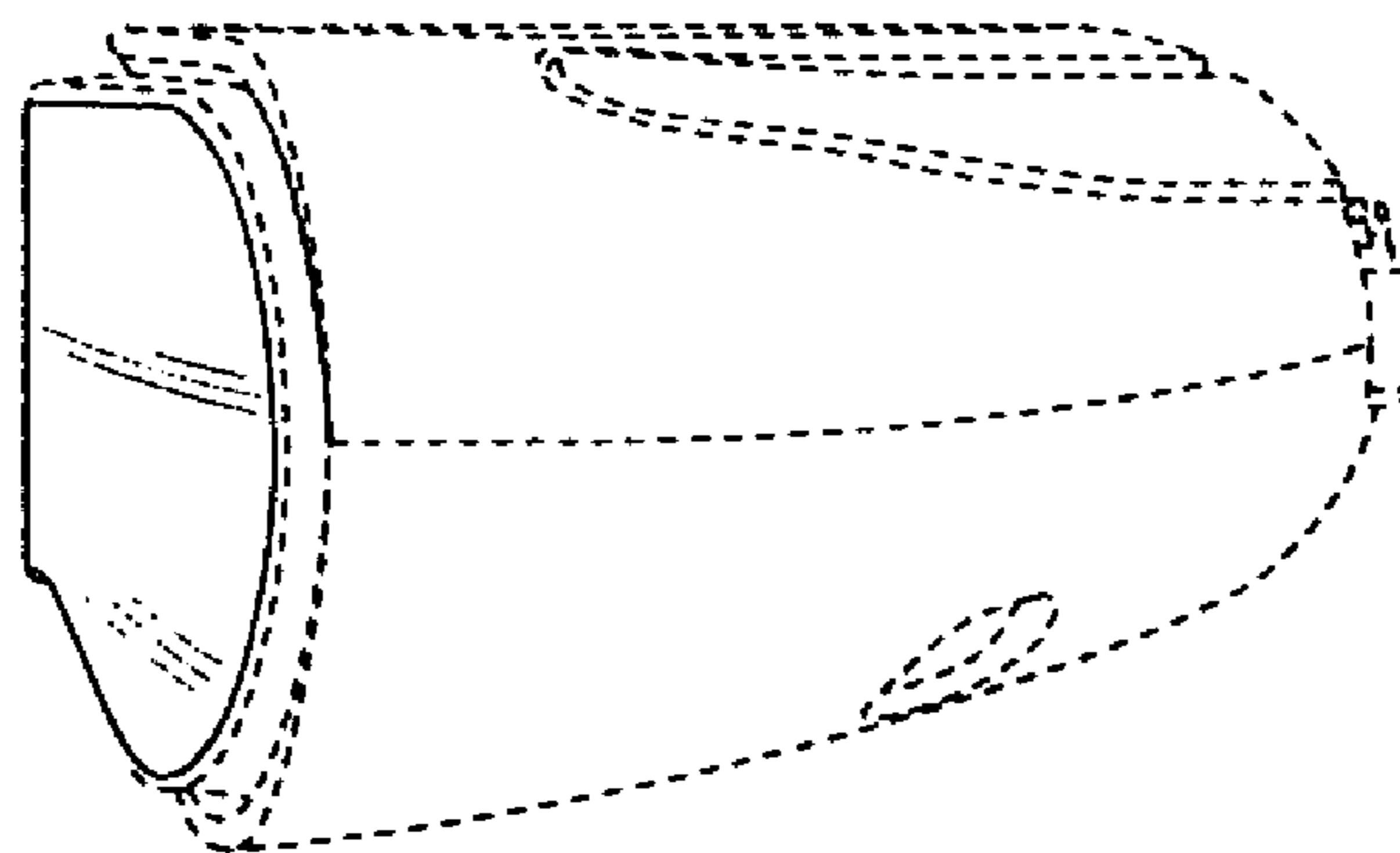


FIG. 4

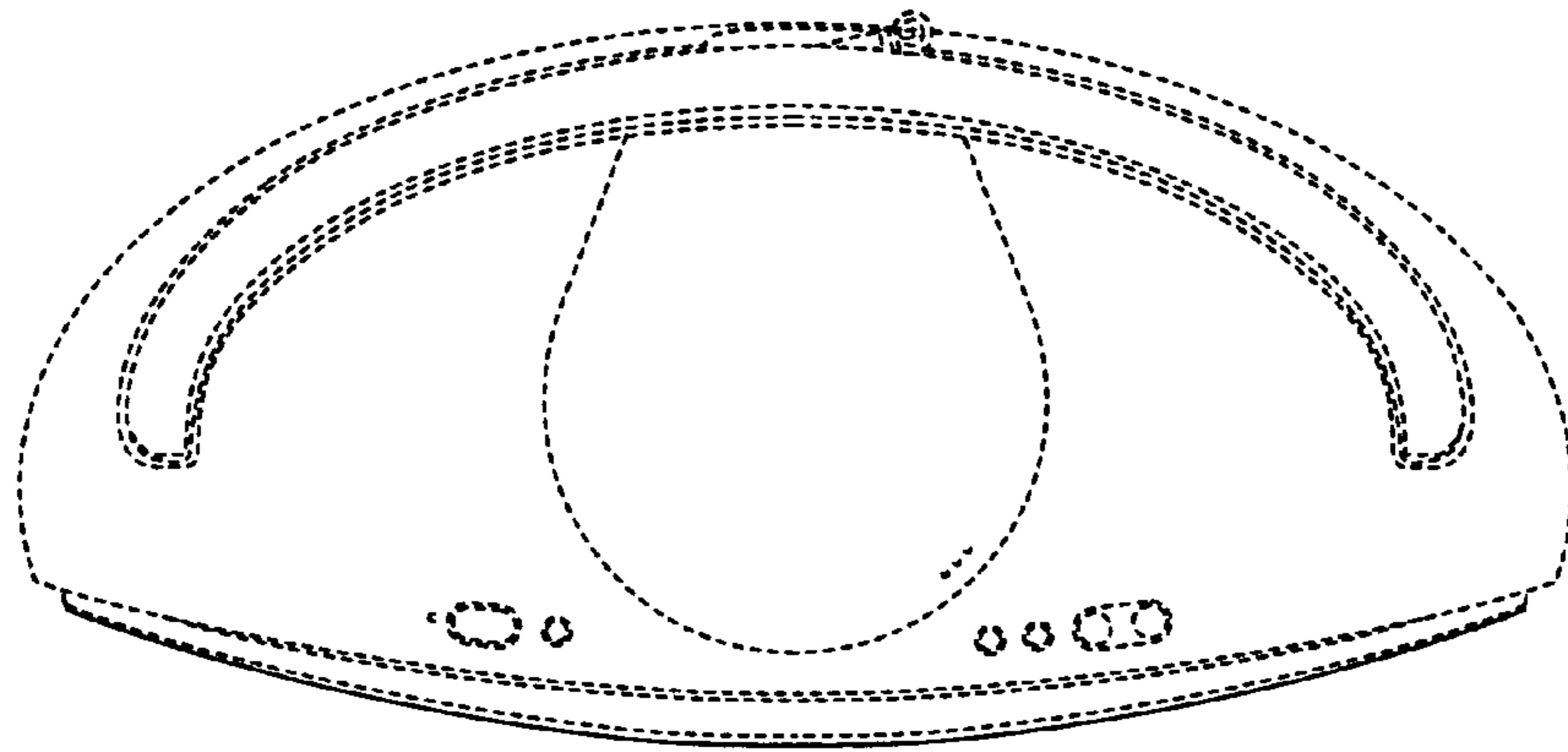


FIG. 5

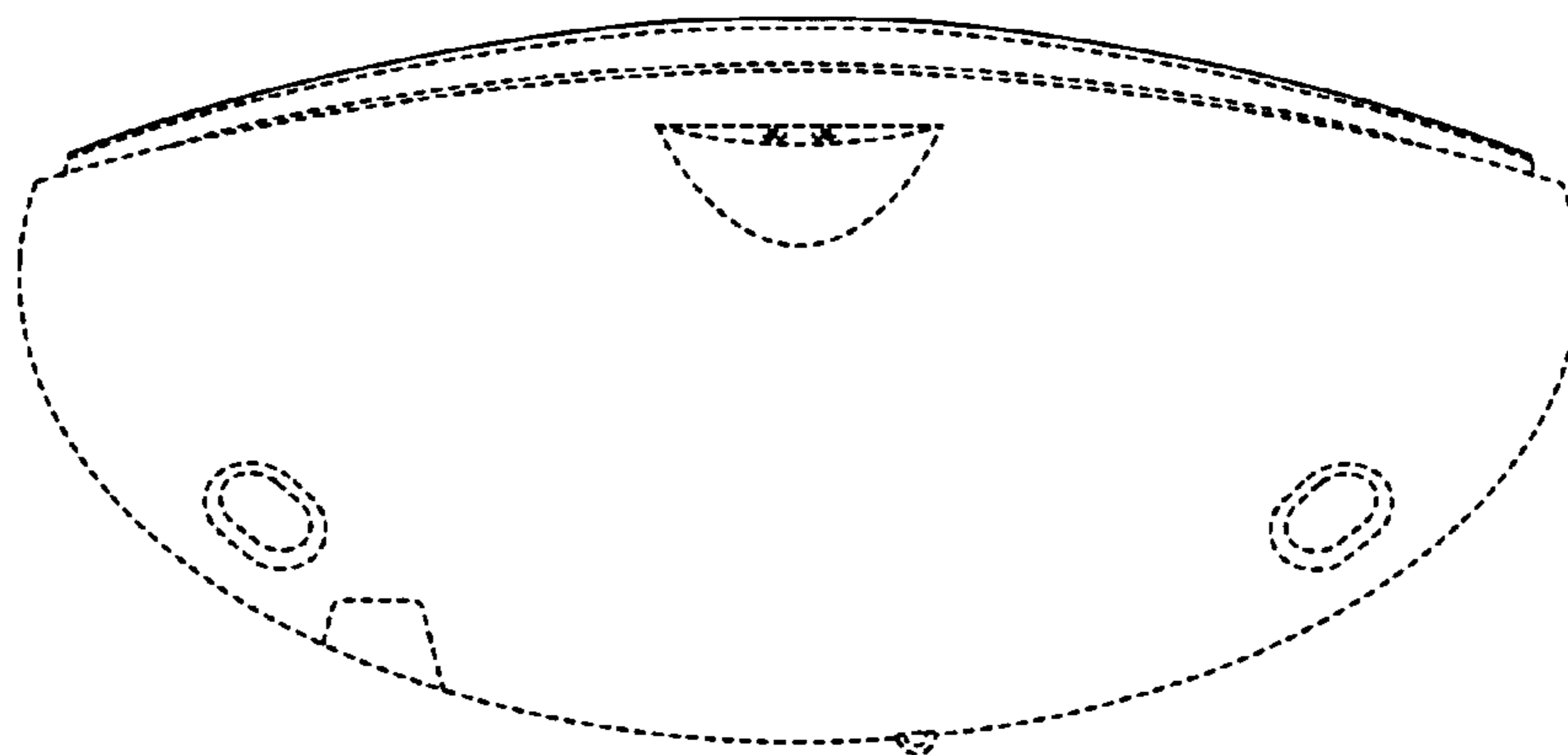


FIG. 6