



US00D557259S

(12) **United States Design Patent**  
**Hirsch**

(10) **Patent No.:** **US D557,259 S**

(45) **Date of Patent:** **\*\* Dec. 11, 2007**

(54) **PORTABLE ELECTRONIC DEVICE  
HOLDER**

D514,091 S \* 1/2006 Sube ..... D14/214  
7,013,163 B2 \* 3/2006 Jagers et al. .... 455/557  
D533,558 S \* 12/2006 Elkhuisen et al. .... D14/447

(76) Inventor: **Peter S. Hirsch**, P.O. Box 1001,  
Bellaire, TX (US) 77402

\* cited by examiner

(\*\*) Term: **14 Years**

*Primary Examiner*—Keli' L. Acker

(74) *Attorney, Agent, or Firm*—J. Elliot Alfred

(21) Appl. No.: **29/256,265**

(57) **CLAIM**

(22) Filed: **Mar. 17, 2006**

The ornamental design for a portable electronic device holder, as shown and described.

(51) **LOC (8) Cl.** ..... **14-03**

(52) **U.S. Cl.** ..... **D14/217**

(58) **Field of Classification Search** ..... D14/142,  
D14/149, 217, 224, 251, 253, 432, 434, 435,  
D14/447, 496; D13/107, 108, 118; 248/221.11,  
248/309.1; 320/107, 110, 113–115; 361/600,  
361/679, 683, 686; 439/529, 534; 455/556.1,  
455/556.2, 557

See application file for complete search history.

**DESCRIPTION**

FIG. 1 is a front right perspective view of a portable electronic device holder showing my design;

FIG. 2 is a front elevational view thereof;

FIG. 3 is a rear elevational view thereof;

FIG. 4 is a right elevational view thereof;

FIG. 5 is a rear right perspective exploded view showing the two separate pieces thereof; and,

FIG. 6 is a right elevational exploded view showing the separate pieces thereof.

The bottom of the portable electronic device holder is flat and unornamented; and

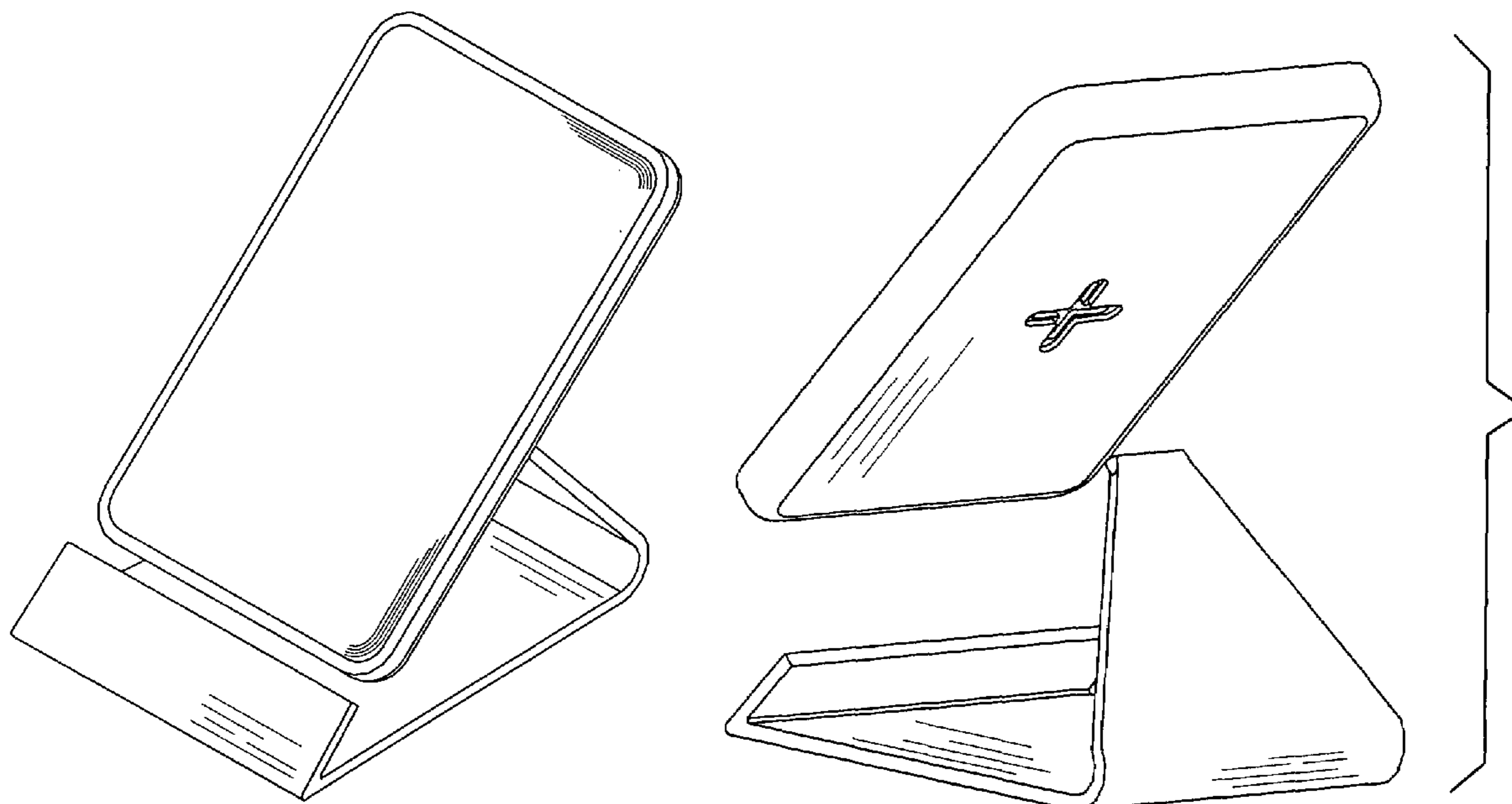
The left side of the portable electronic device holder is a symmetrical mirror-image of the right side.

(56) **References Cited**

U.S. PATENT DOCUMENTS

D46,314 S \* 8/1914 Levy ..... D6/310  
D251,426 S \* 3/1979 Molyneux ..... D14/229  
D364,158 S \* 11/1995 Branch ..... D14/137  
D409,170 S \* 5/1999 Ota et al. .... D14/357  
D428,415 S \* 7/2000 Shibata ..... D14/356  
D471,548 S \* 3/2003 Zheng ..... D14/253  
D483,016 S \* 12/2003 Ma et al. .... D13/108

**1 Claim, 6 Drawing Sheets**



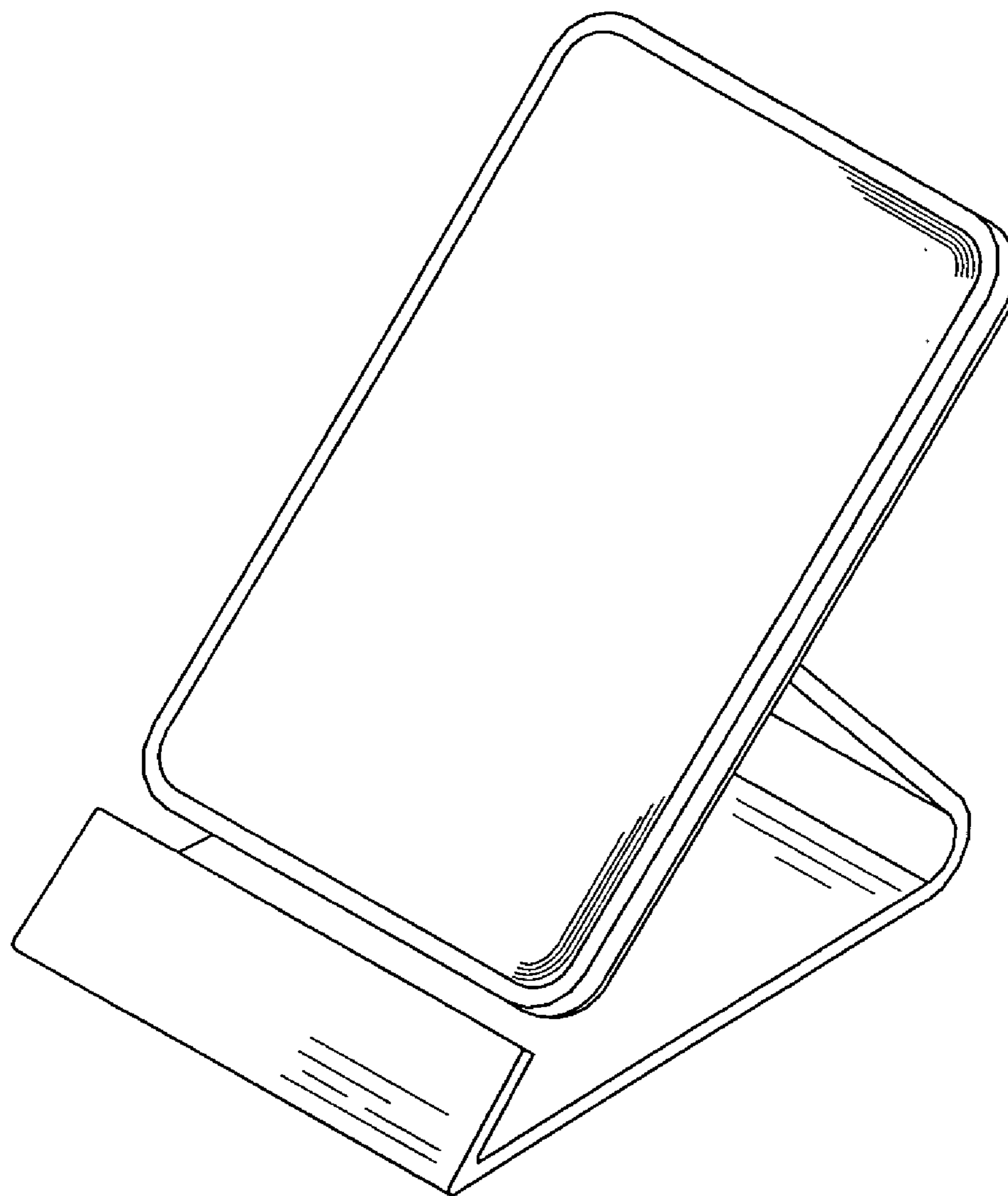


FIG. 1




FIG. 2

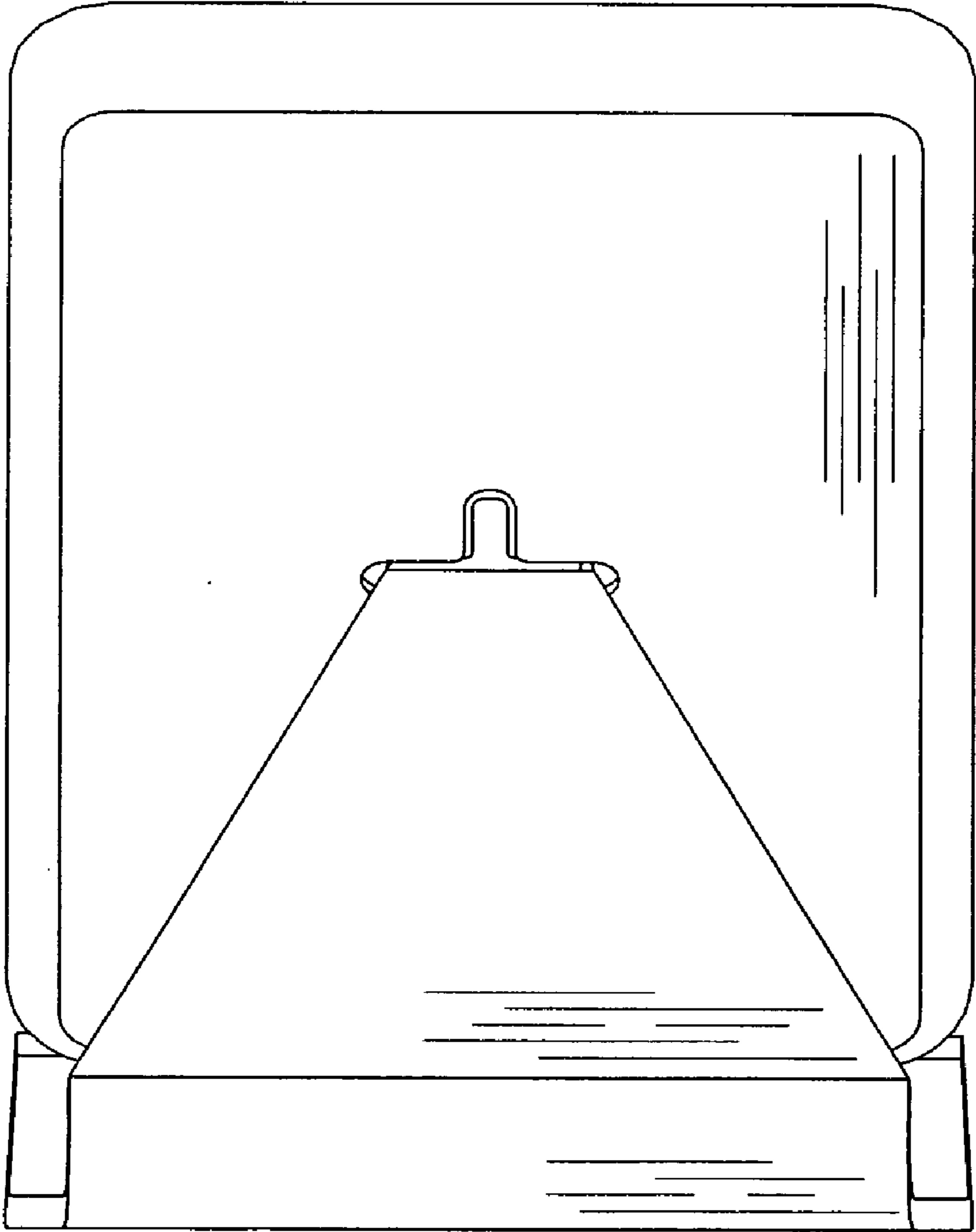


FIG. 3

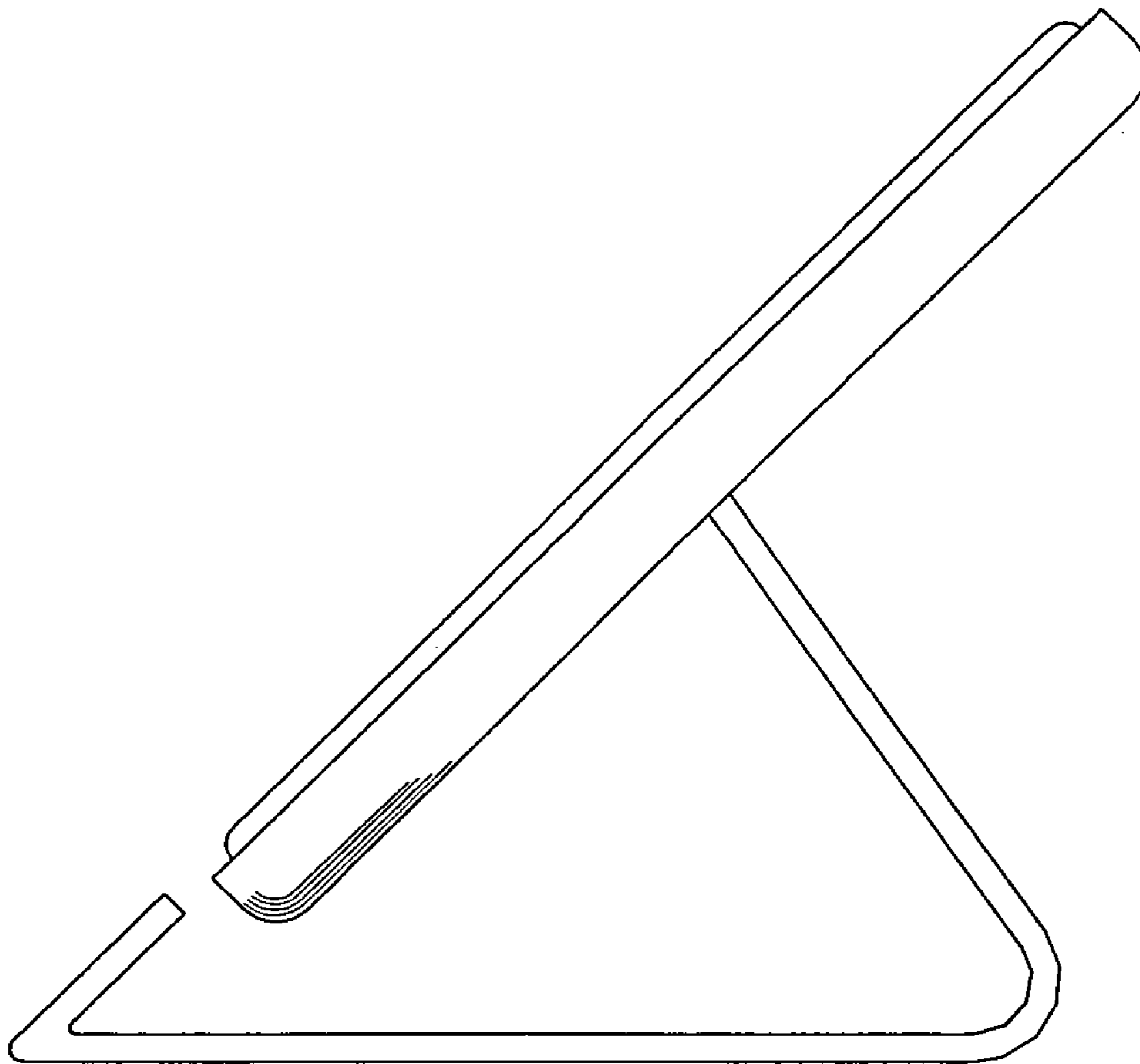


FIG. 4




FIG. 5

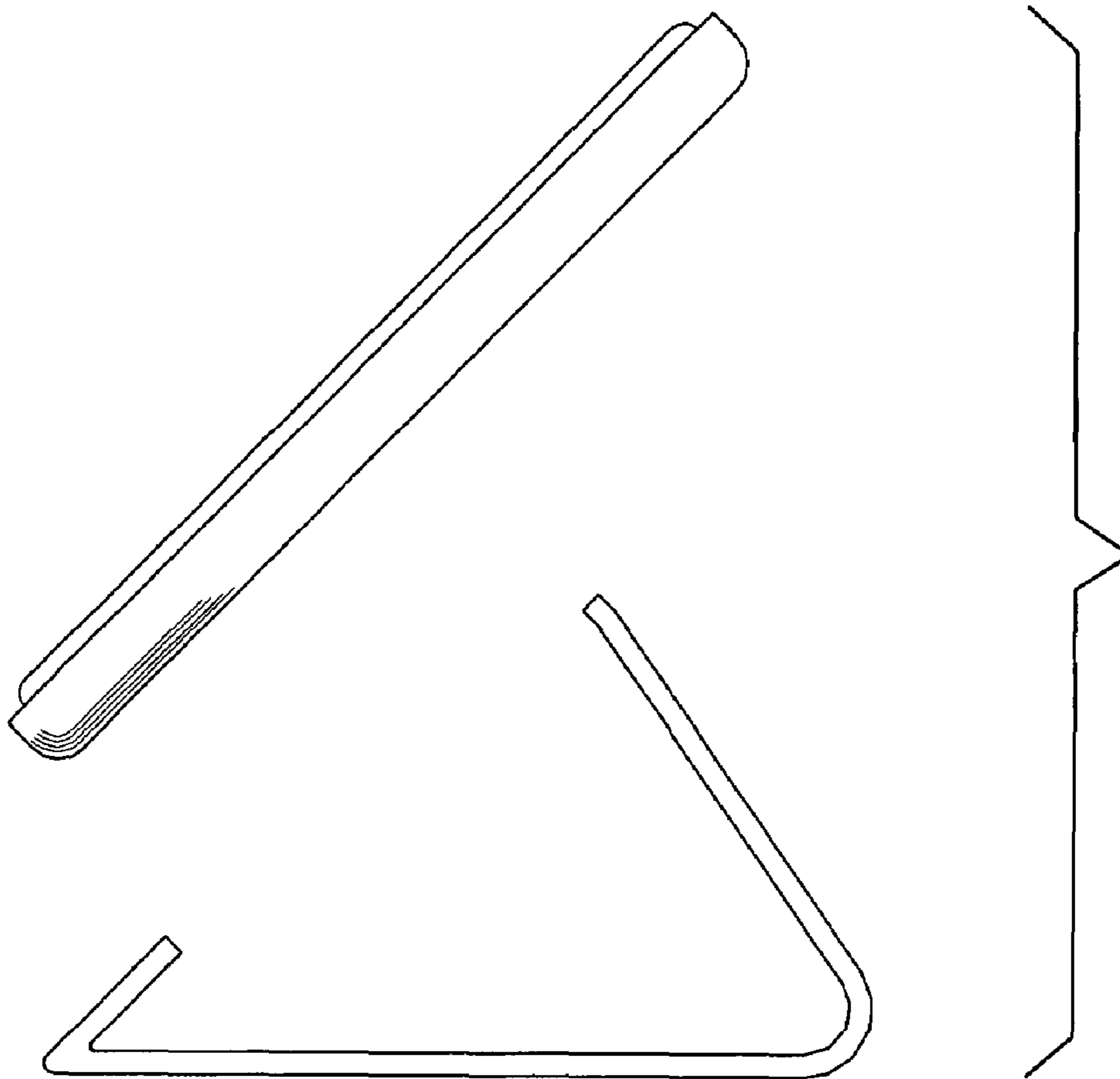


FIG. 6