



US00D557250S

(12) **United States Design Patent**  
**Aguilar et al.**

(10) **Patent No.:** **US D557,250 S**

(45) **Date of Patent:** **\*\* Dec. 11, 2007**

(54) **DIGITAL AUDIO DISC PLAYER WITH TUNER**

(75) Inventors: **Tony Aguilar**, Redondo Beach, CA (US); **Hideki Endo**, Yokohama (JP); **Takayuki Horie**, Komae (JP)

(73) Assignee: **Alpine Electronics, Inc.**, Tokyo (JP)

(\*\*) Term: **14 Years**

(21) Appl. No.: **29/261,819**

(22) Filed: **Jun. 20, 2006**

(30) **Foreign Application Priority Data**

Dec. 21, 2005 (JP) ..... 2005-037611

(51) **LOC (8) Cl.** ..... **14-01**

(52) **U.S. Cl.** ..... **D14/157**

(58) **Field of Classification Search** ..... D14/135-136, D14/156-157, 168, 257-258, 197-198, 188, D14/357, 445; 360/99.02, 99.07; 369/75.11, 369/75.21, 77.21, 77.11; 720/612, 619, 647, 720/655; 455/344, 347-351

See application file for complete search history.

(56) **References Cited**

**U.S. PATENT DOCUMENTS**

4,758,910 A \* 7/1988 Kaneko et al. .... 360/137  
D313,023 S \* 12/1990 Kolenda et al. .... D14/258  
D483,731 S \* 12/2003 Yoshihara ..... D14/157  
D538,776 S \* 3/2007 Suzuki ..... D14/156

**OTHER PUBLICATIONS**

U.S. Appl. No. 29/261,898, filed Jun. 21, 2006, Tony Aguilar, et al.

U.S. Appl. No. 29/232,319, filed Jun. 16, 2005, Hideki Endo, et al.

U.S. Appl. No. 29/232,322, filed Jun. 16, 2005, Hideki Endo, et al.

U.S. Appl. No. 29/232,313, filed Jun. 16, 2005, Hideki Endo, et al.

\* cited by examiner

*Primary Examiner*—Nanda Bondade

(74) *Attorney, Agent, or Firm*—Brinks Hofer Gilson & Lione

(57) **CLAIM**

We claim the ornamental design for a digital audio disc player with tuner, as shown and described.

**DESCRIPTION**

FIG. 1 is a perspective view of a digital audio disc player with tuner, showing our new, original and ornamental design;

FIG. 2 is a front elevational view thereof;

FIG. 3 is a rear elevational view thereof;

FIG. 4 is a top plan view thereof;

FIG. 5 is a bottom plan view thereof;

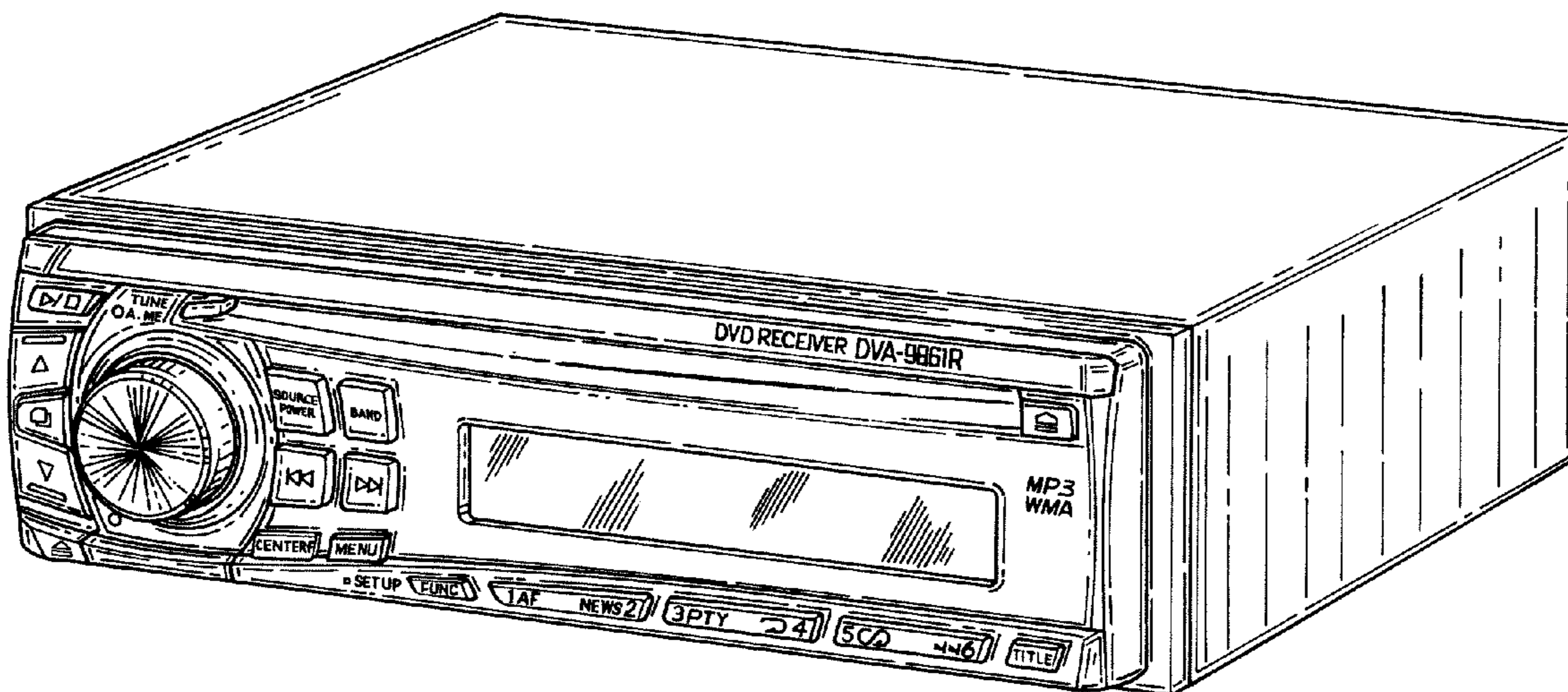
FIG. 6 is a right side elevational view thereof;

FIG. 7 is a left side elevational view thereof; and,

FIG. 8 is a perspective view thereof showing the digital audio disc player with tuner powered up.

The broken line showing on the drawing disclosure is for the illustrative purposes only and forms no part of the claimed design.

**1 Claim, 6 Drawing Sheets**



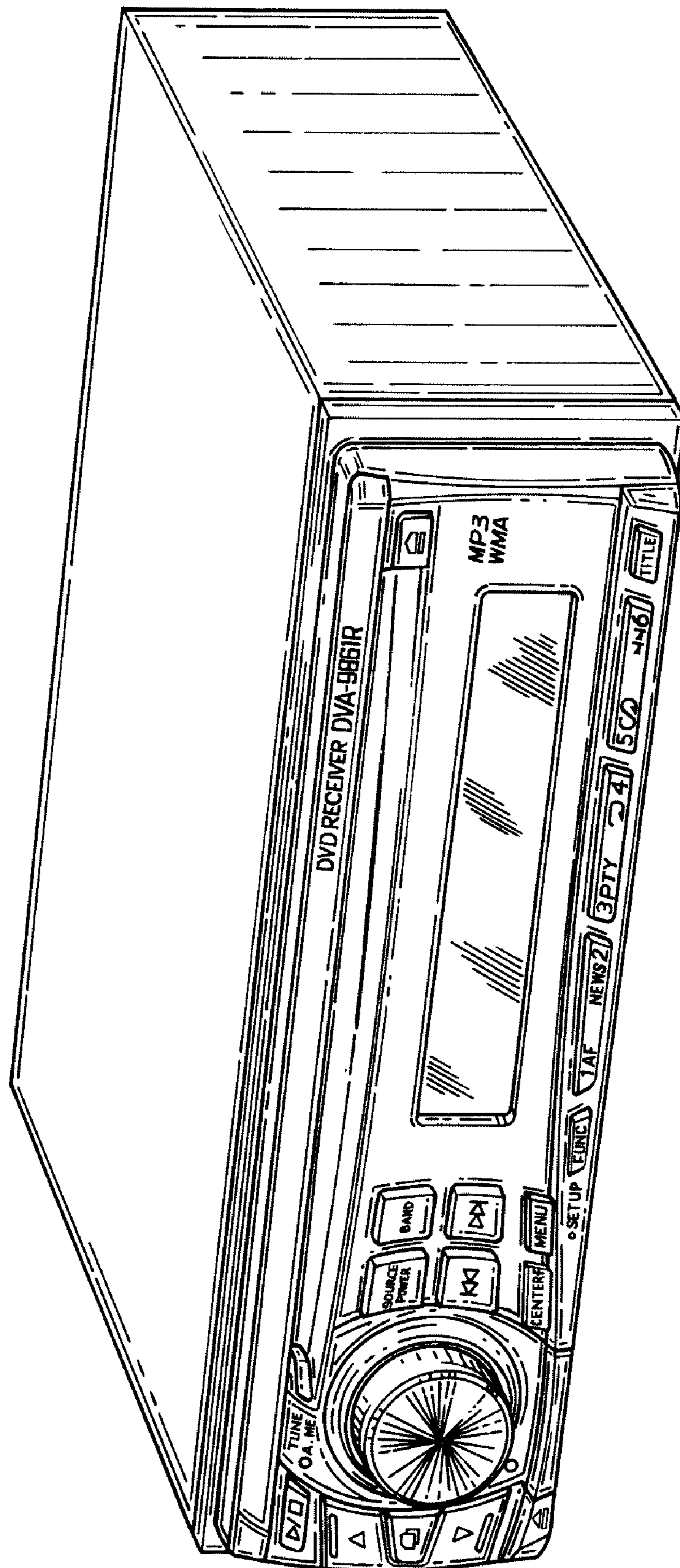


Fig. 1




Fig. 2




Fig. 3

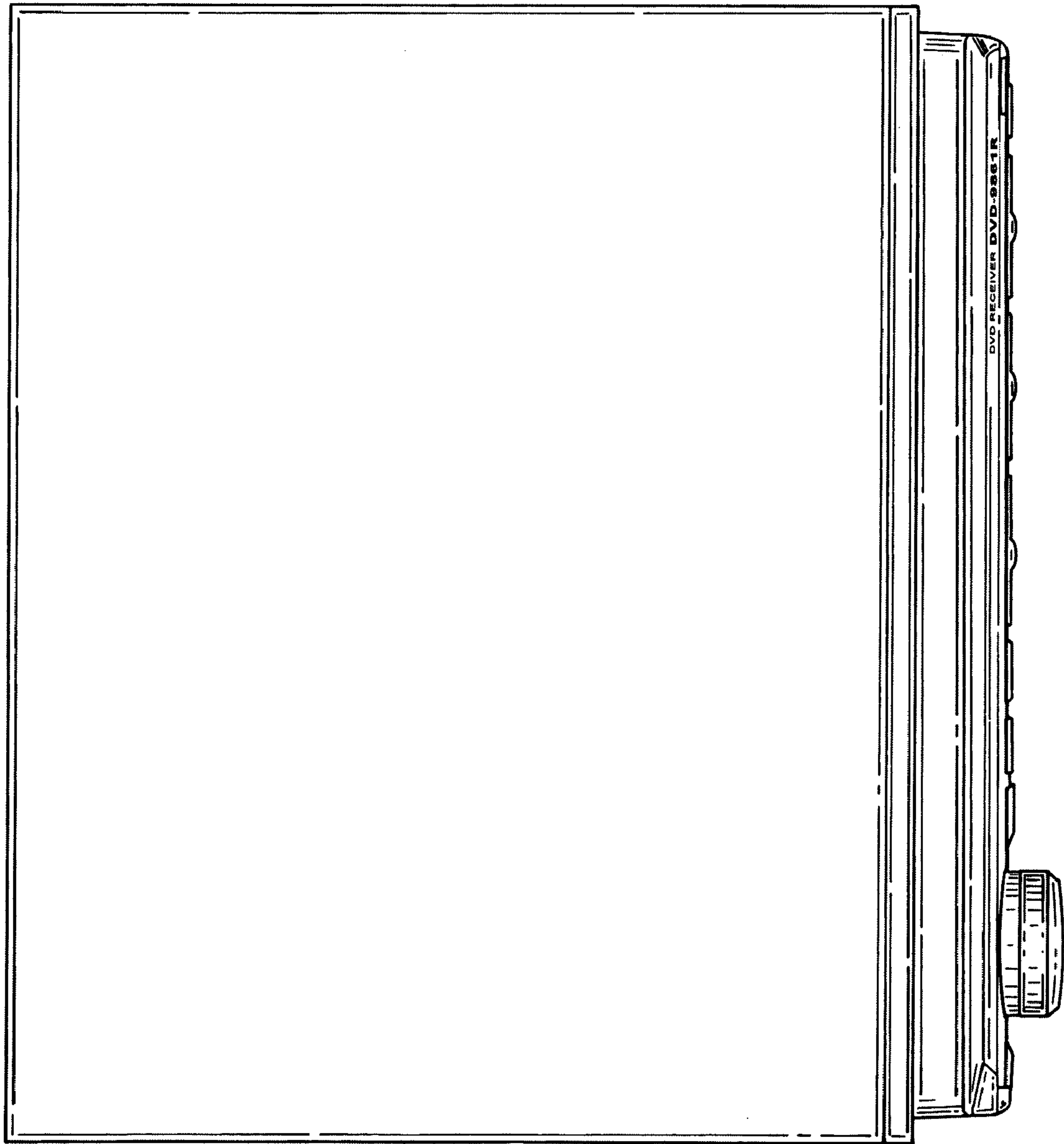


Fig. 4

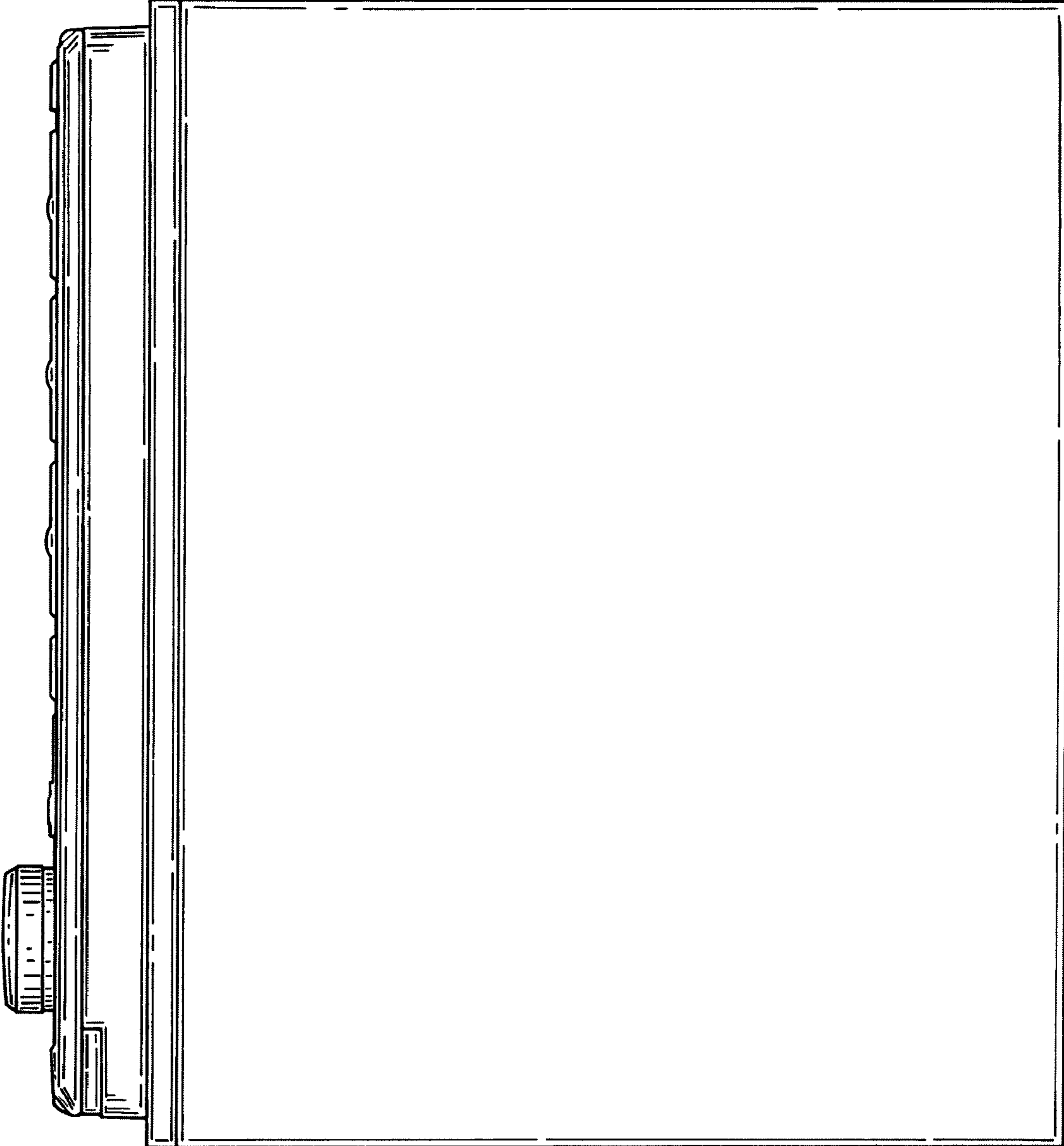


Fig. 5




Fig. 6




Fig. 7




Fig. 8