



US00D557221S

(12) **United States Design Patent**
Ewringmann

(10) **Patent No.:** **US D557,221 S**

(45) **Date of Patent:** **** Dec. 11, 2007**

- (54) **CONTROLLER FOR A MACHINE**
- (75) Inventor: **Ulrich Ewringmann**,
Taufkirchen-Potzham (DE)
- (73) Assignee: **Joseph Vogele AG**, Mannheim (DE)
- (**) Term: **14 Years**
- (21) Appl. No.: **29/273,824**
- (22) Filed: **Mar. 14, 2007**

D398,289 S 9/1998 Burke
 D503,928 S 4/2005 Obata
 D525,212 S 7/2006 Kim
 2005/0105232 A1 5/2005 Taylor
 2005/0133292 A1 6/2005 Ginzel et al.
 2006/0243506 A1 11/2006 Dolesh et al.

Primary Examiner—Selina Sikder
 (74) *Attorney, Agent, or Firm*—Michael Best & Friedrich LLP

Related U.S. Application Data

- (62) Division of application No. 29/220,118, filed on Dec. 22, 2004.

Foreign Application Priority Data

- (30) Dec. 20, 2004 (EP) 000269162

- (51) **LOC (8) Cl.** **13-03**
- (52) **U.S. Cl.** **D13/168; D13/164**
- (58) **Field of Classification Search** D13/162,
D13/164, 168; D14/217, 396, 400; 318/700,
318/701; 180/315, 316, 325; 361/679, 680,
361/690; 700/90, 160, 17, 83
See application file for complete search history.

References Cited

U.S. PATENT DOCUMENTS

- 4,196,344 A 4/1980 Kuze
- 4,674,928 A 6/1987 Lyman
- 5,250,930 A 10/1993 Yoshida et al.


(57) **CLAIM**

The ornamental design for a controller for a machine, as shown and described.

DESCRIPTION

FIG. 1 is a front perspective view of a controller for a machine;
 FIG. 2 is a front view of the controller for a machine shown in FIG. 1;
 FIG. 3 is a left side view of the controller for a machine shown in FIG. 1;
 FIG. 4 is a right side view of the controller for a machine shown in FIG. 1;
 FIG. 5 is a bottom perspective view of the controller for a machine shown in FIG. 1;
 FIG. 6 is a top perspective view of the controller for a machine shown in FIG. 1; and,
 FIG. 7 is a rear view of the controller for a machine shown in FIG. 1.

1 Claim, 7 Drawing Sheets






FIGURE 1



FIGURE 2




FIGURE 3

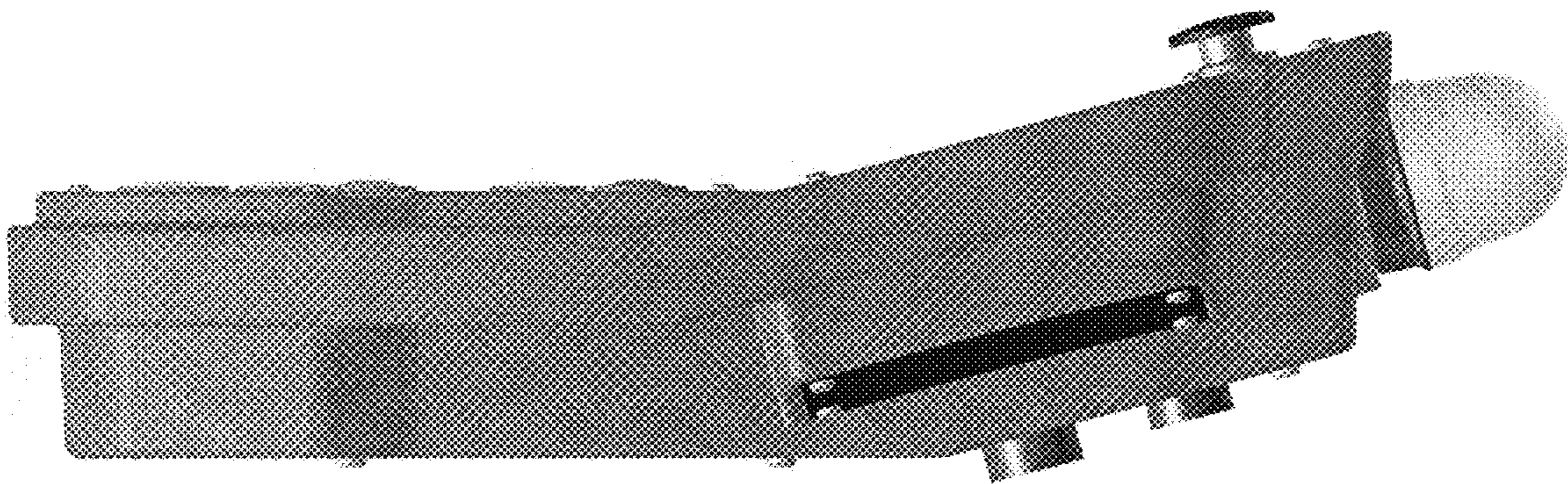


FIGURE 4




FIGURE 5




FIGURE 6



FIGURE 7