



US00D557210S

(12) **United States Design Patent** (10) **Patent No.:** **US D557,210 S**  
**Liu** (45) **Date of Patent:** **\*\* Dec. 11, 2007**

(54) **MOTOR FOR MOTORIZED DRAPE SYSTEM**

*Primary Examiner*—Prabhakar Deshmukr

*Assistant Examiner*—Derrick Holland

(76) **Inventor:** **Alice Y. Liu**, 1645 Dovetail Way,  
Gilroy, CA (US) 95020

(74) *Attorney, Agent, or Firm*—Patent Law Group LLP;  
David C. Hsia

(\*\*) **Term:** **14 Years**

(57) **CLAIM**

(21) **Appl. No.:** **29/258,485**

The ornamental design for a motor for motorized drape system, substantially as shown and described.

(22) **Filed:** **Apr. 21, 2006**

(51) **LOC (8) Cl.** ..... **13-01**

**DESCRIPTION**

(52) **U.S. Cl.** ..... **D13/112**

(58) **Field of Classification Search** ..... D13/112,  
D13/118, 122, 199; D6/580; D15/199; 160/1,  
160/7, 38, 39, 168.1 P, 310, 331; 318/256,  
318/267, 466, 468, 600

FIG. 1 is a perspective view from above of the motor for motorized drape system in accordance with my design.

FIG. 2 is a top plan view of the motor for motorized drape system in accordance with my design.

See application file for complete search history.

FIG. 3 is a side elevation view of the motor for motorized drape system in accordance with my design.

(56) **References Cited**

**U.S. PATENT DOCUMENTS**

FIG. 4 is a bottom plan view of the motor for motorized drape system in accordance with my design.

FIG. 5 is a front elevation view of the motor for motorized drape system in accordance with my design.


2,788,481	A *	4/1957	Lui et al. ....	318/267
3,117,767	A *	1/1964	McLean et al. ....	254/362
4,988,905	A *	1/1991	Tolmie, Jr. ....	310/68 B
5,270,629	A *	12/1993	Hsieh ....	318/600
D359,410	S *	6/1995	Domel et al. ....	D6/580
D387,598	S *	12/1997	Liu ....	D6/580
6,100,659	A *	8/2000	Will et al. ....	318/466
D457,493	S *	5/2002	Borges ....	D13/112

FIG. 6 is a back elevation view of the motor for motorized drape system in accordance with my design; and,

FIG. 7 is a perspective view from below of the motor for motorized drape system in accordance with my design.

\* cited by examiner

**1 Claim, 7 Drawing Sheets**






Fig. 1

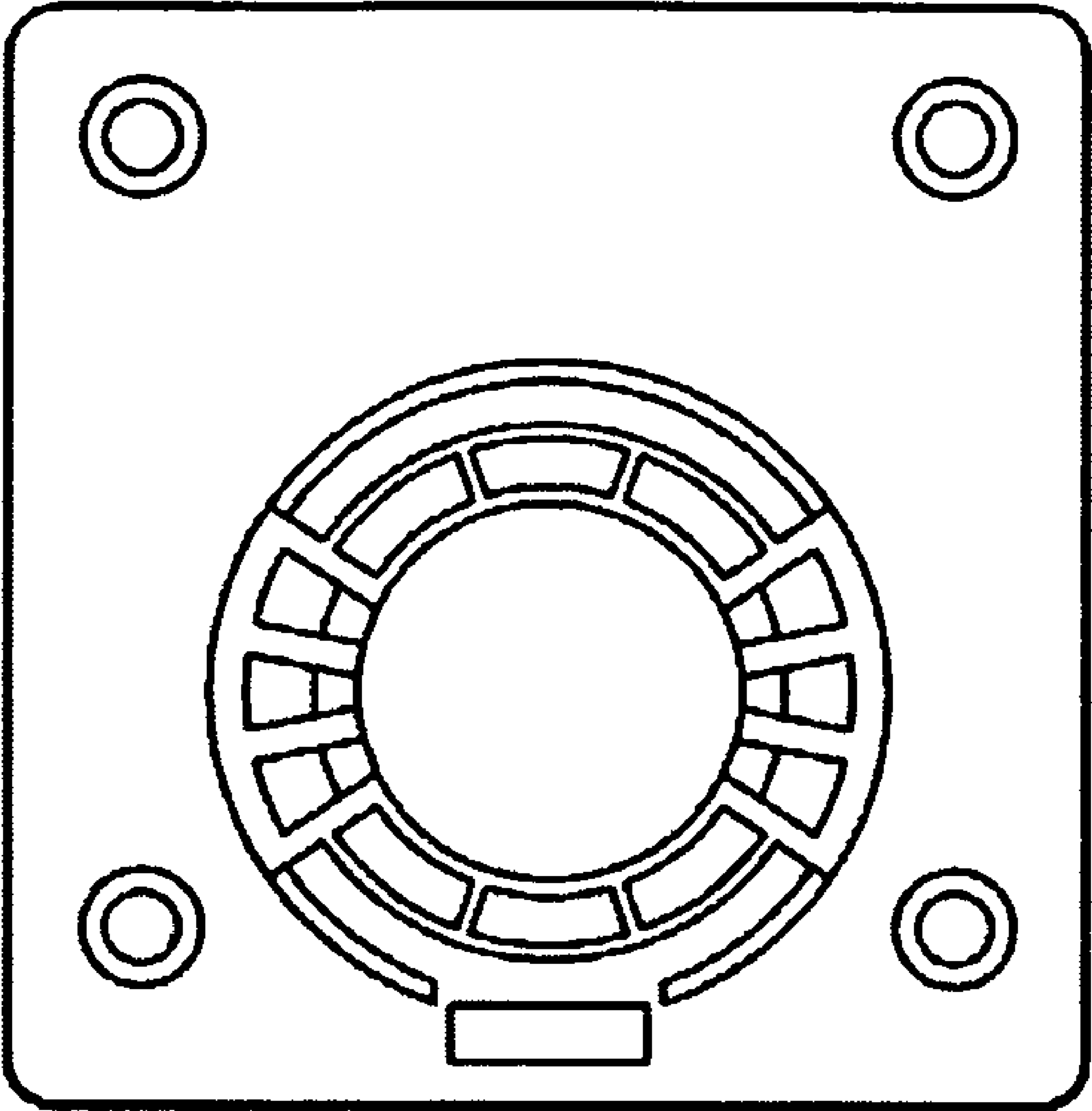


Fig. 2




Fig. 3

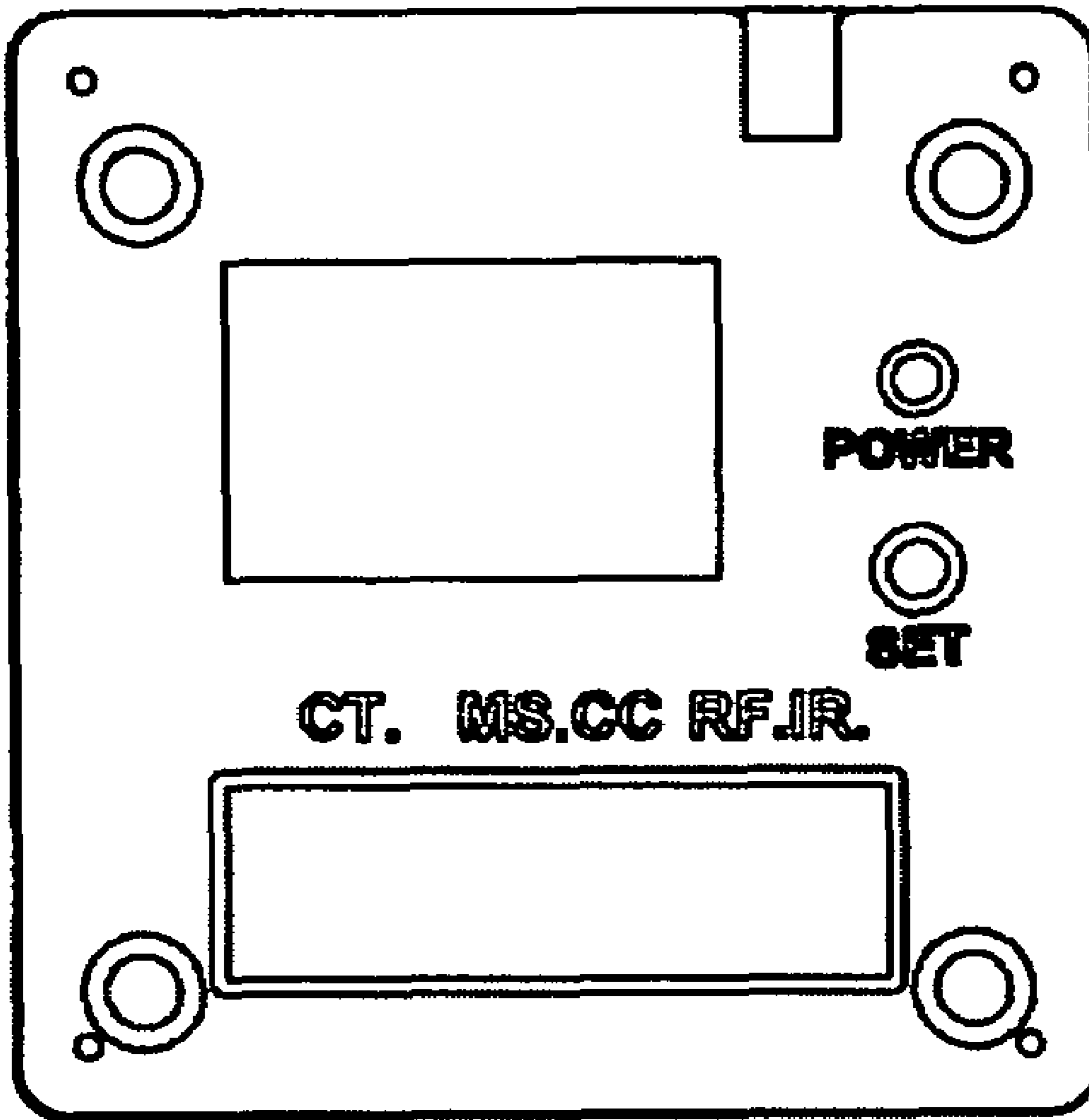


Fig. 4




Fig. 5

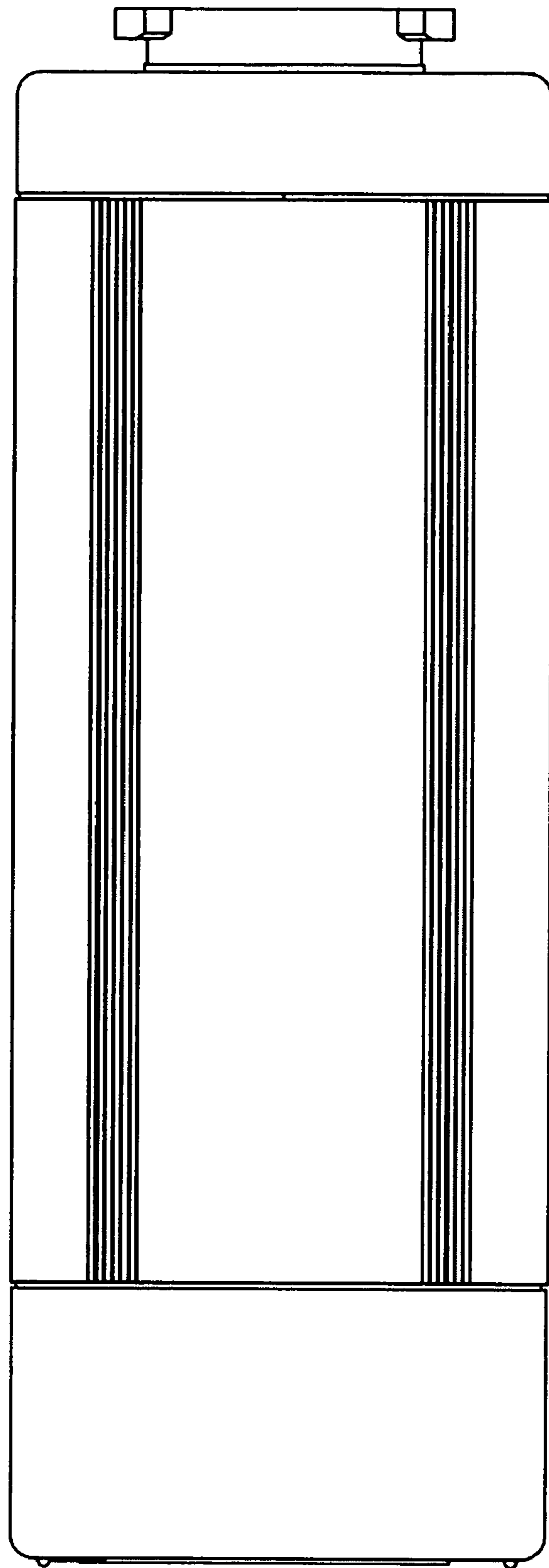


Fig. 6

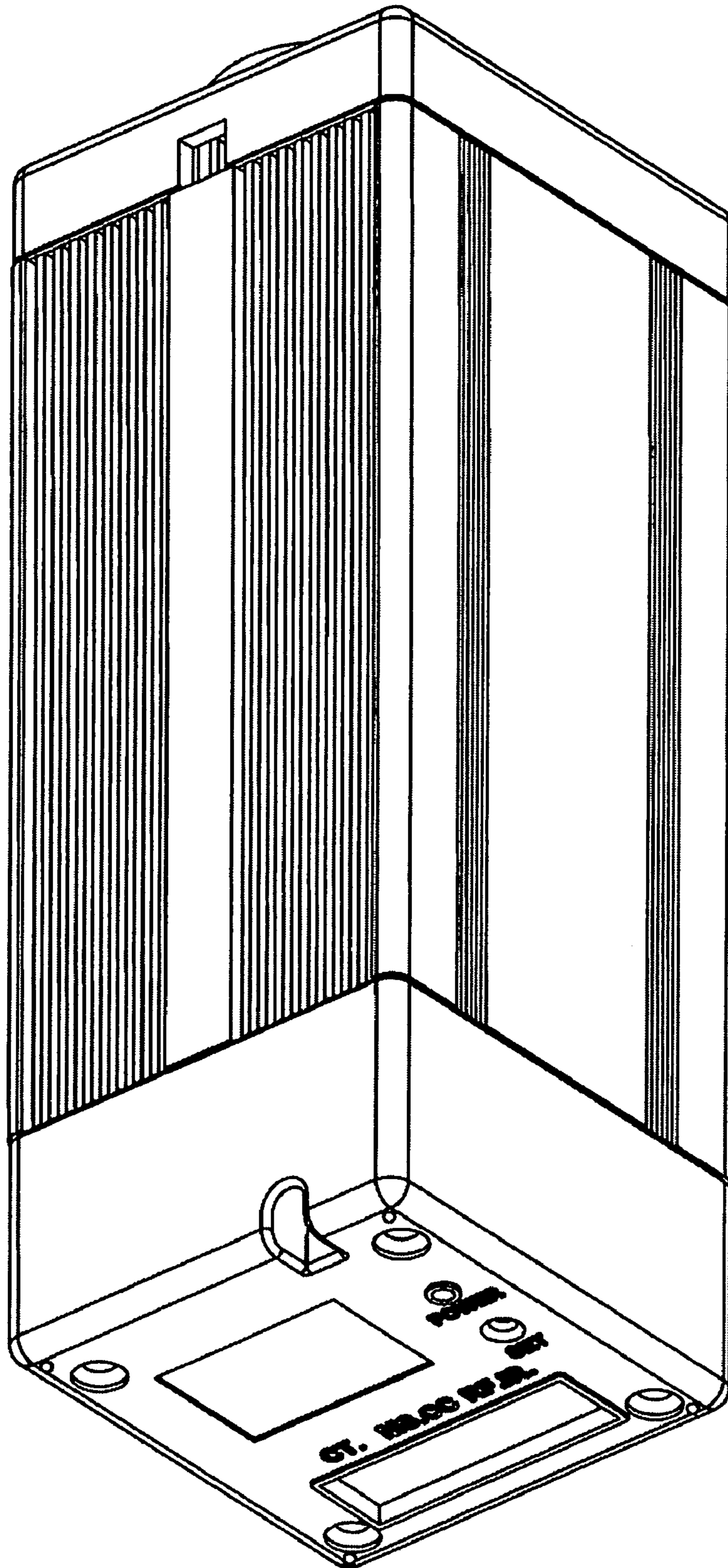


Fig. 7