



US00D557195S

(12) **United States Design Patent**  
**Fontaine et al.**

(10) **Patent No.:** **US D557,195 S**

(45) **Date of Patent:** **\*\* Dec. 11, 2007**

(54) **TIRE TREAD**

(75) Inventors: **Sebastian Willy Fontaine**, Burden (LU); **Stephane Jose Geelen**, Chaudfontaine (BE); **Kenneth Jenner Powell**, Vaux-sur-Sure (BE)

(73) Assignee: **The Goodyear Tire & Rubber Company**, Akron, OH (US)

(\*\*) Term: **14 Years**

(21) Appl. No.: **29/263,879**

(22) Filed: **Jul. 31, 2006**

(51) **LOC (8) Cl.** ..... **12-15**

(52) **U.S. Cl.** ..... **D12/524**

(58) **Field of Classification Search** ..... D12/505-508, D12/512-519, 521-532, 535, 900, 901; 152/209.1, 152/209.9, 209.13, 209.25, 209.8, 455  
See application file for complete search history.

(56) **References Cited**

**U.S. PATENT DOCUMENTS**

D437,808 S	2/2001	Gerresheim et al. ....	D12/147
D438,827 S	3/2001	Gerresheim et al. ....	D12/147
D442,524 S	5/2001	Gerresheim et al. ....	D12/147
D483,004 S	12/2003	Schomburg et al. ....	D12/518
D490,047 S *	5/2004	Heinen et al. ....	D12/524
D491,518 S	6/2004	Miyabe et al. ....	D12/556
D513,603 S *	1/2006	Shondel .....	D12/524
D524,231 S *	7/2006	Marazzi et al. ....	D12/521

D524,232 S *	7/2006	Heinen et al. ....	D12/521
D524,235 S *	7/2006	Marazzi et al. ....	D12/523
D524,236 S *	7/2006	Marazzi et al. ....	D12/524
D531,108 S *	10/2006	Marazzi et al. ....	D12/523
D546,272 S *	7/2007	Shinohara et al. ....	D12/521

\* cited by examiner

*Primary Examiner*—Stacia Cadmus

(74) *Attorney, Agent, or Firm*—Richard B. O’Planick

(57) **CLAIM**

The ornamental design for a tire tread, as shown and described.

**DESCRIPTION**

FIG. 1 is a perspective view of a tire tread showing our new design, it being understood that the pattern repeats uniformly throughout the circumference of the tread;

FIG. 2 is a front elevational view thereof;

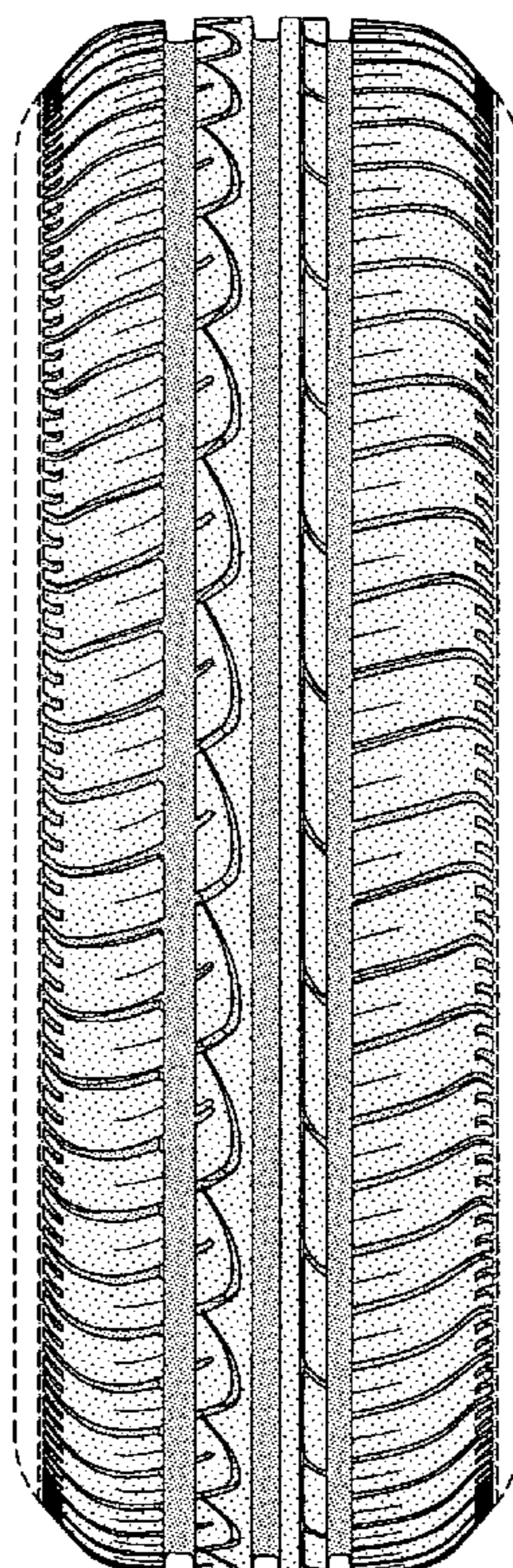
FIG. 3 is a right side elevational view thereof;

FIG. 4 is a left side elevational view thereof; and,

FIG. 5 is an enlarged fragmentary front elevational view thereof.

In the drawings, the broken lines defining the sidewall, inner bead and the peripheral boundary between the tire tread and the sidewall are for illustrative purposes only and form no part of the claimed design.

**1 Claim, 5 Drawing Sheets**



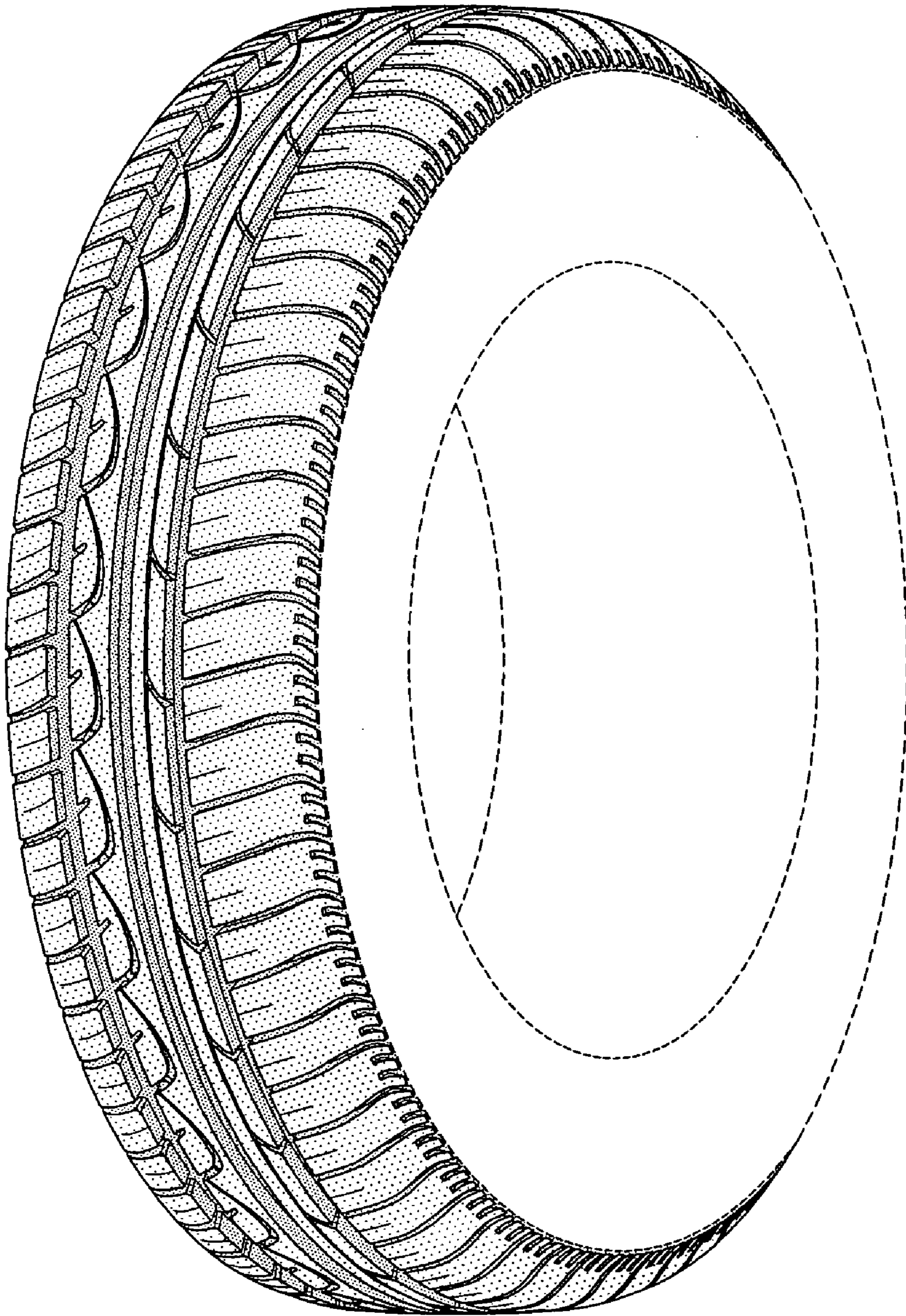


FIG-1

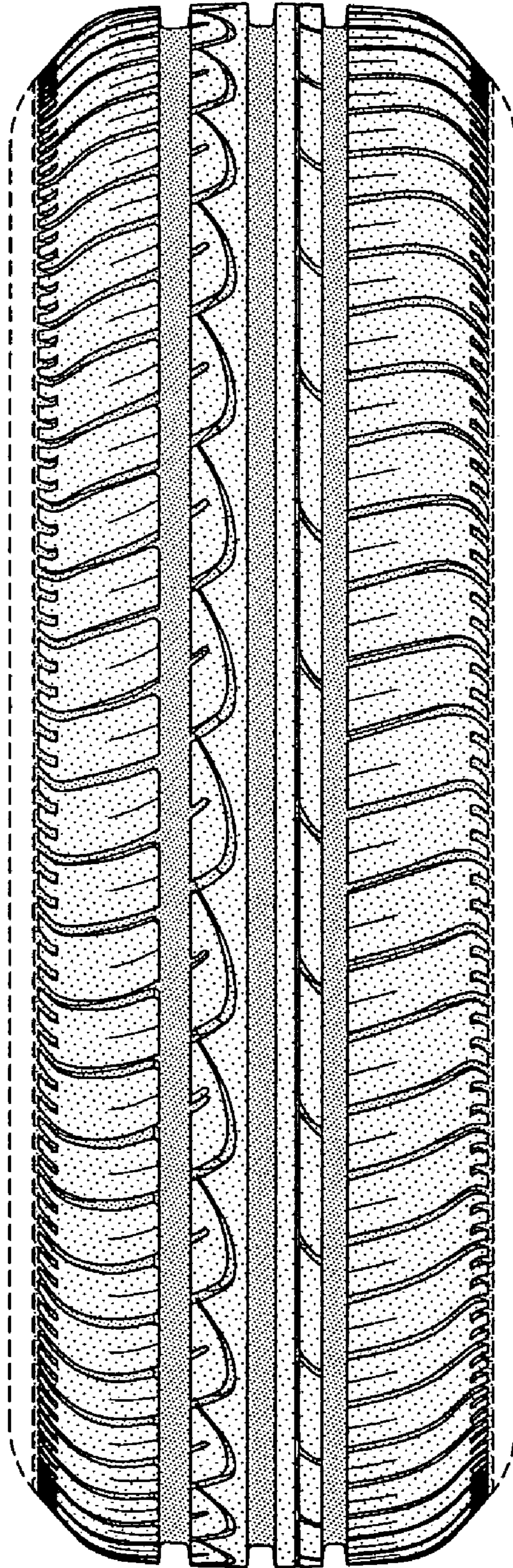


FIG-2

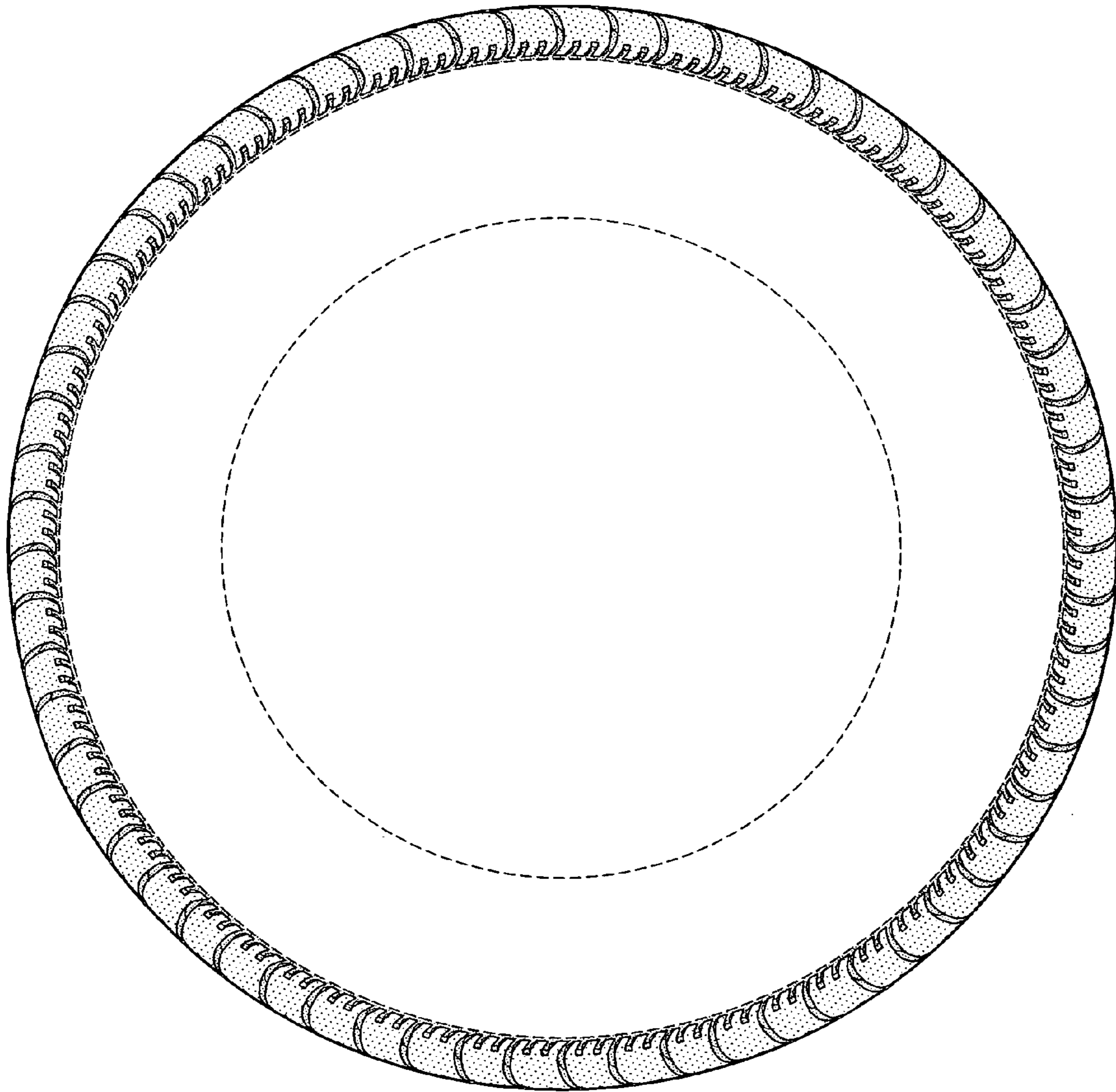


FIG-3

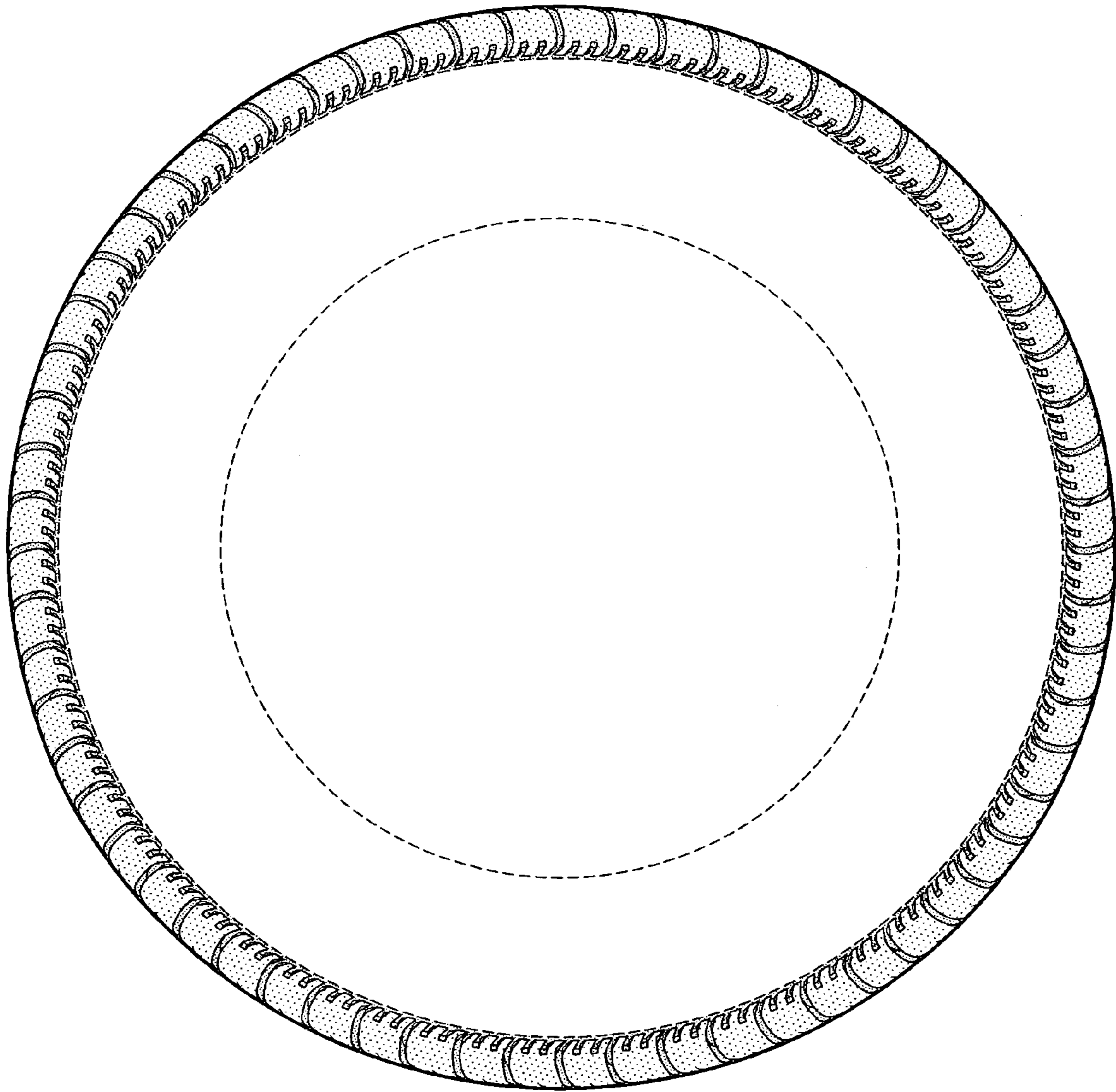


FIG-4

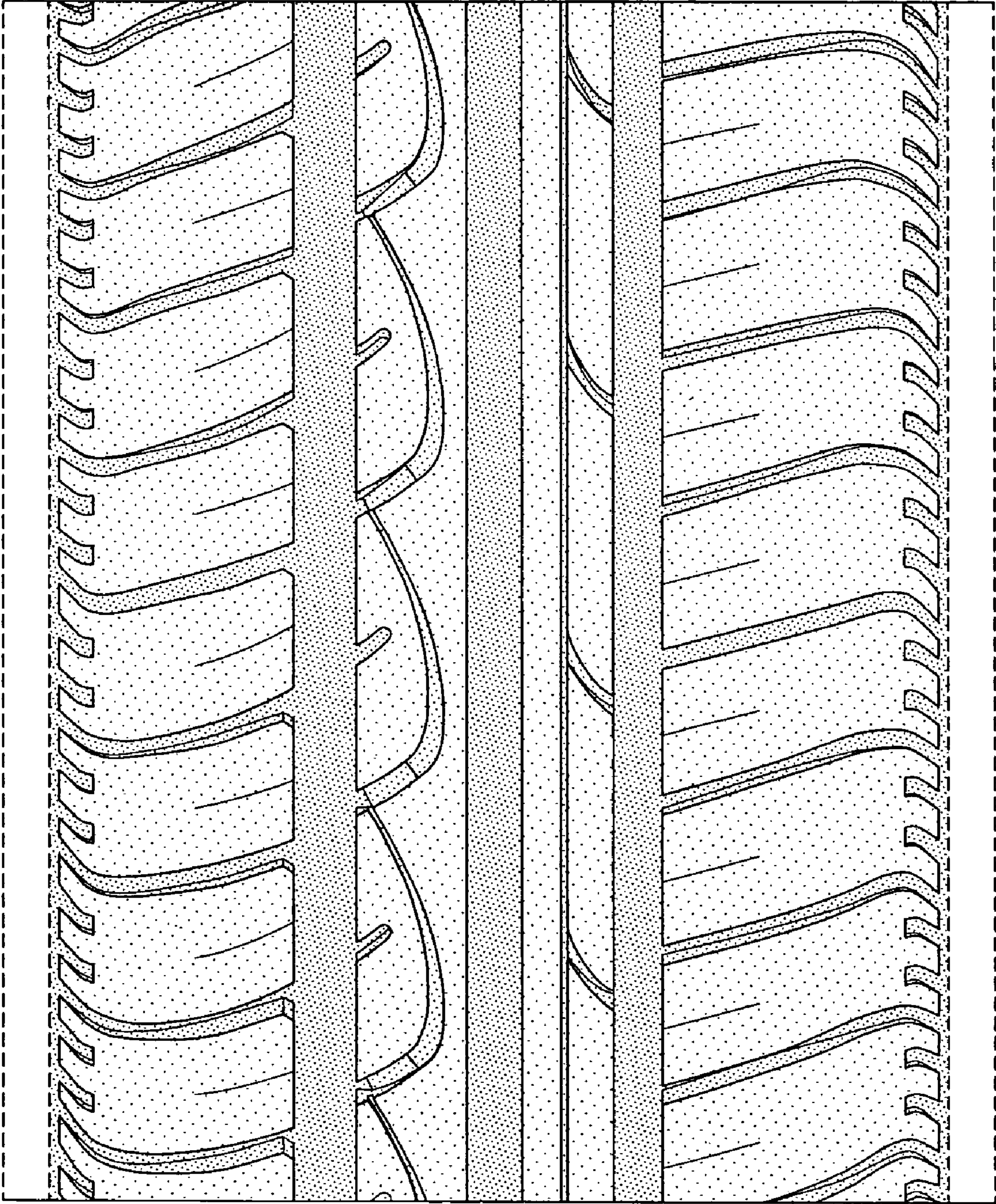


FIG-5