

US00D557190S

(12) **United States Design Patent**  
**Young et al.**

(10) **Patent No.:** **US D557,190 S**

(45) **Date of Patent:** **\*\* Dec. 11, 2007**

(54) **SLEEPER CONTROL PANEL OF A TRUCK VEHICLE**

(75) Inventors: **Bryan Young**, Fort Wayne, IN (US);  
**Robert S. Tirey**, Fort Wayne, IN (US);  
**Craig S. Tsukayama**, Fort Wayne, IN (US);  
**Michelle R. Gehres**, Convoy, OH (US)

(73) Assignee: **International Truck Intellectual Property Company, LLC**, Warrenville, IL (US)

(\*\*) Term: **14 Years**

(21) Appl. No.: **29/232,762**

(22) Filed: **Jun. 22, 2005**

(51) **LOC (8) Cl.** ..... **12-16**

(52) **U.S. Cl.** ..... **D12/192**

(58) **Field of Classification Search** ..... D12/192,  
D12/195, 415, 400; 280/752; D10/46, 122-125;  
296/190.01, 190.02, 190.08, 70, 191; D23/354  
See application file for complete search history.

(56) **References Cited**

**U.S. PATENT DOCUMENTS**

- D394,626 S \* 5/1998 Sacco et al. .... D12/192
- D401,545 S \* 11/1998 Sacco et al. .... D12/192
- D437,575 S \* 2/2001 Tamashima et al. .... D12/192

- D449,026 S \* 10/2001 Tsay et al. .... D12/192
- D494,909 S \* 8/2004 Pfeiffer ..... D12/192
- D512,670 S \* 12/2005 Pfeiffer et al. .... D12/192
- D514,995 S \* 2/2006 Acton et al. .... D12/192
- D525,409 S \* 7/2006 Cantrill et al. .... D34/35
- D528,485 S \* 9/2006 Montijo et al. .... D12/192
- D535,926 S \* 1/2007 Anderson et al. .... D12/192
- D541,200 S \* 4/2007 Seidel et al. .... D12/192

\* cited by examiner

*Primary Examiner*—Caron D. Veynar

*Assistant Examiner*—Abraham Bahta

(74) *Attorney, Agent, or Firm*—Jeffrey P. Calfa; Gerald W. Askew

(57) **CLAIM**

The ornamental design for a sleeper control panel of a truck vehicle, as shown and described.

**DESCRIPTION**

FIG. 1 is a left, front perspective view of a sleeper control panel of a truck showing our new design;

FIG. 2 is a right view thereof;

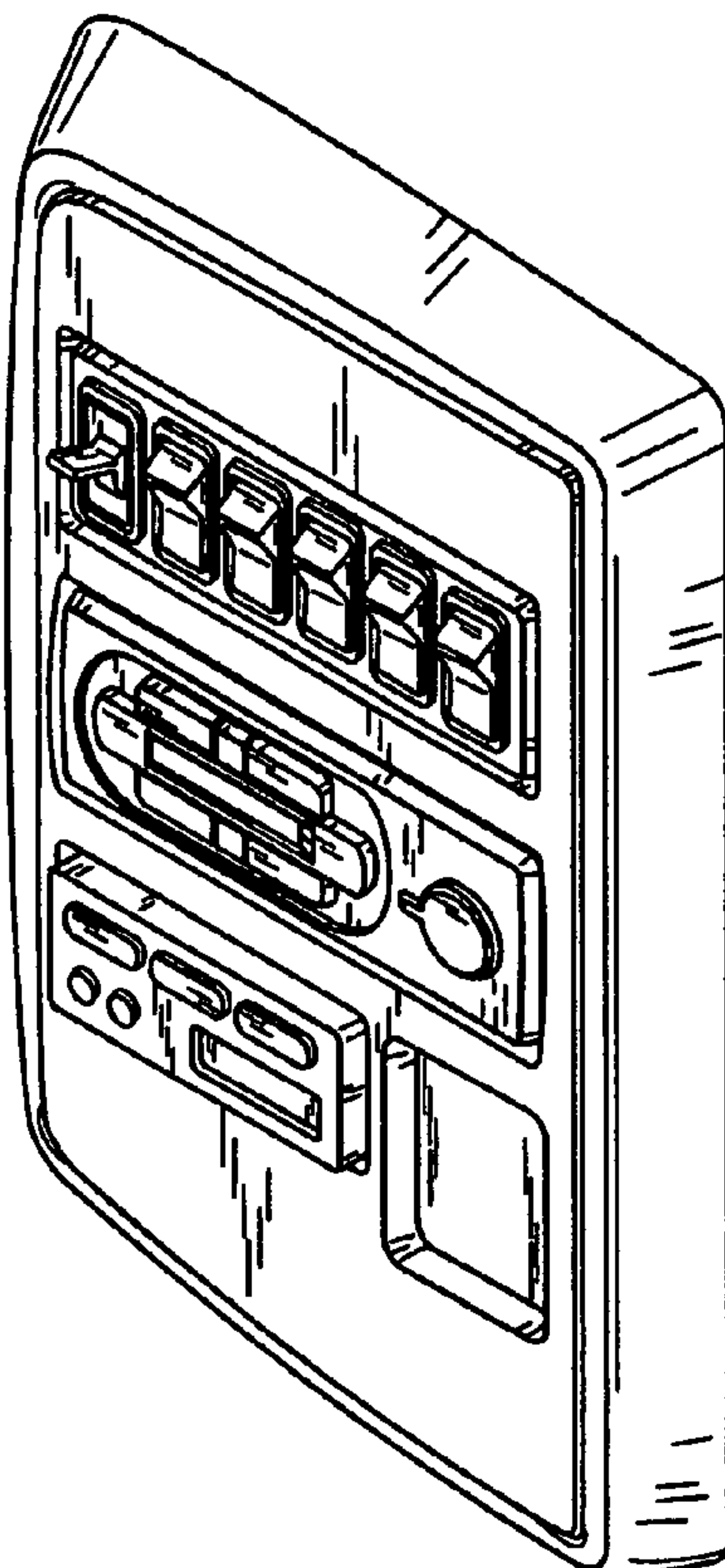
FIG. 3 is a left view thereof;

FIG. 4 is a top view thereof;

FIG. 5 is a front view thereof; and,

FIG. 6 is a bottom view thereof.

**1 Claim, 2 Drawing Sheets**



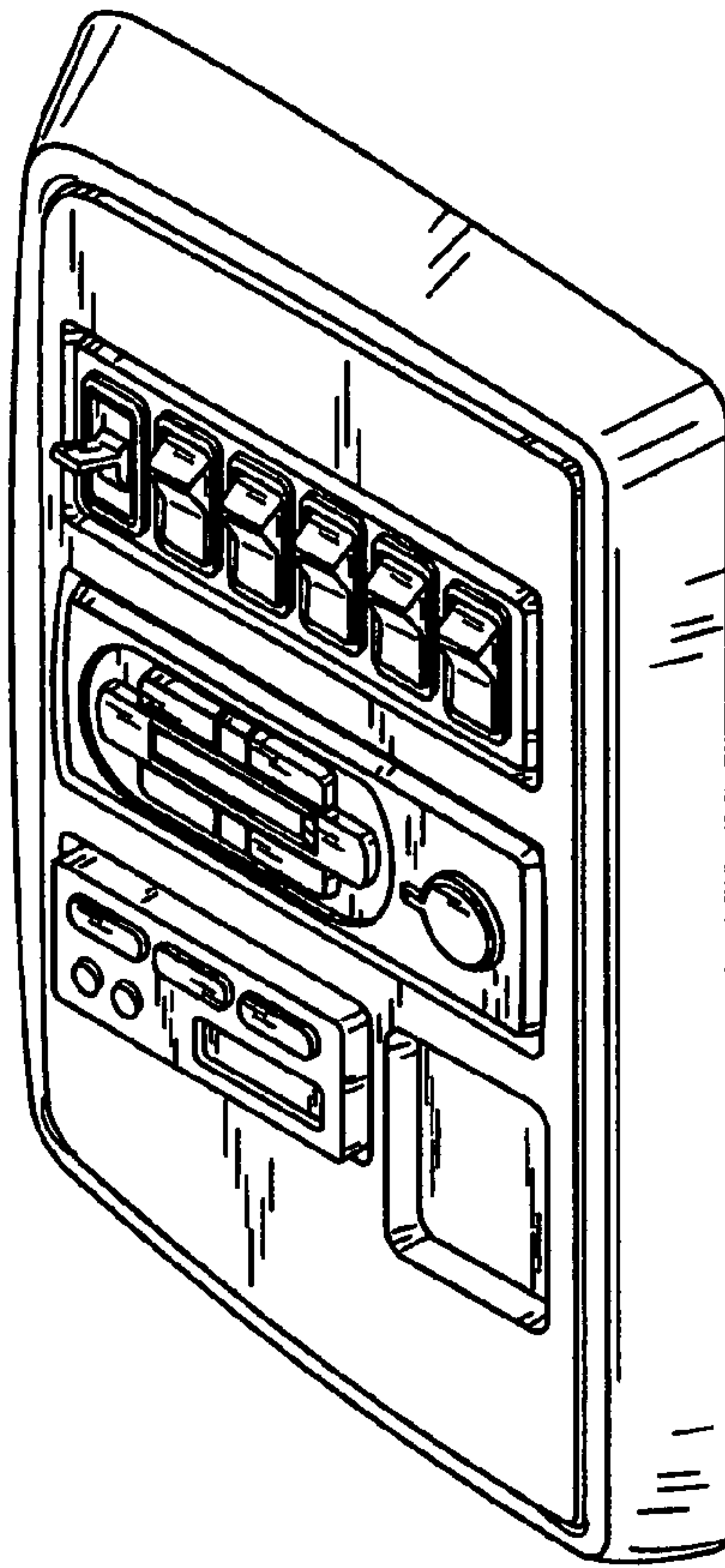


FIG. 1

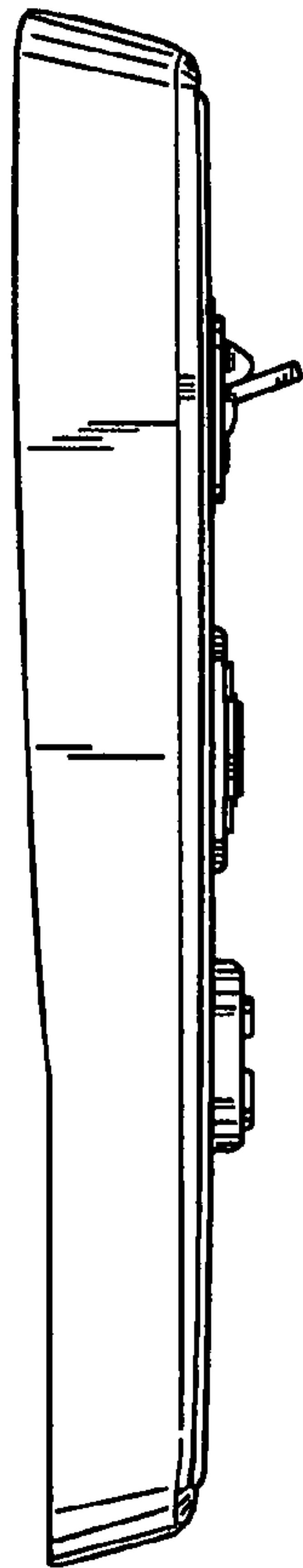


FIG. 2

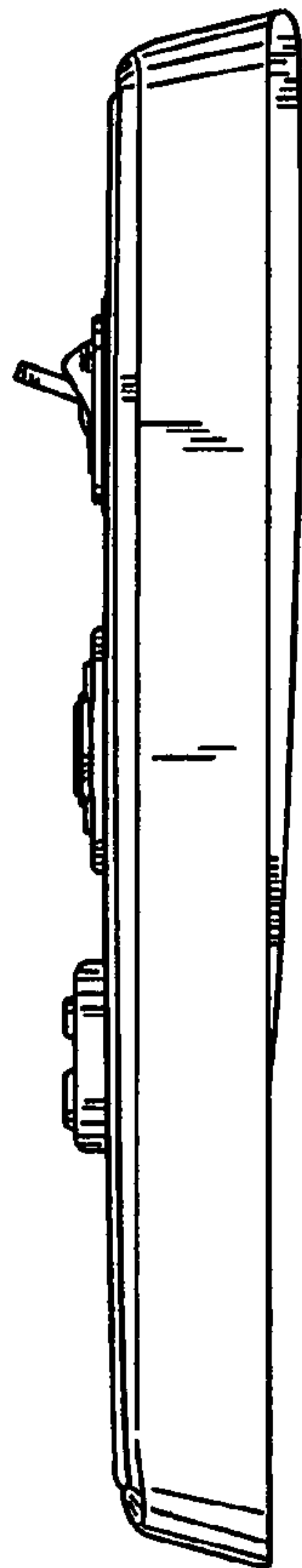


FIG. 3

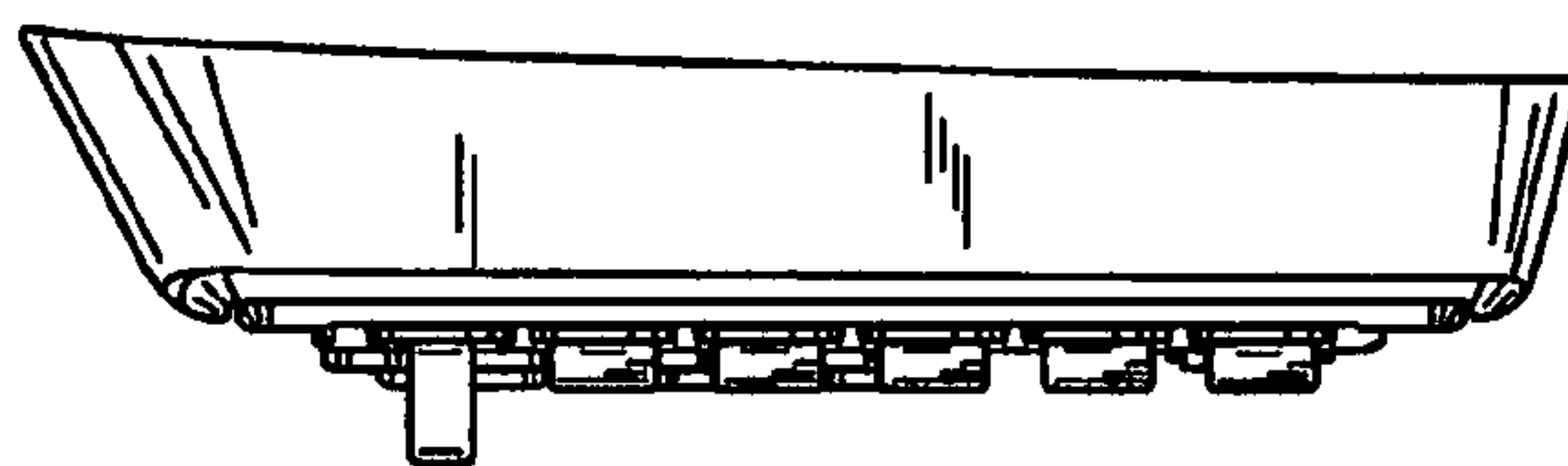


FIG. 4

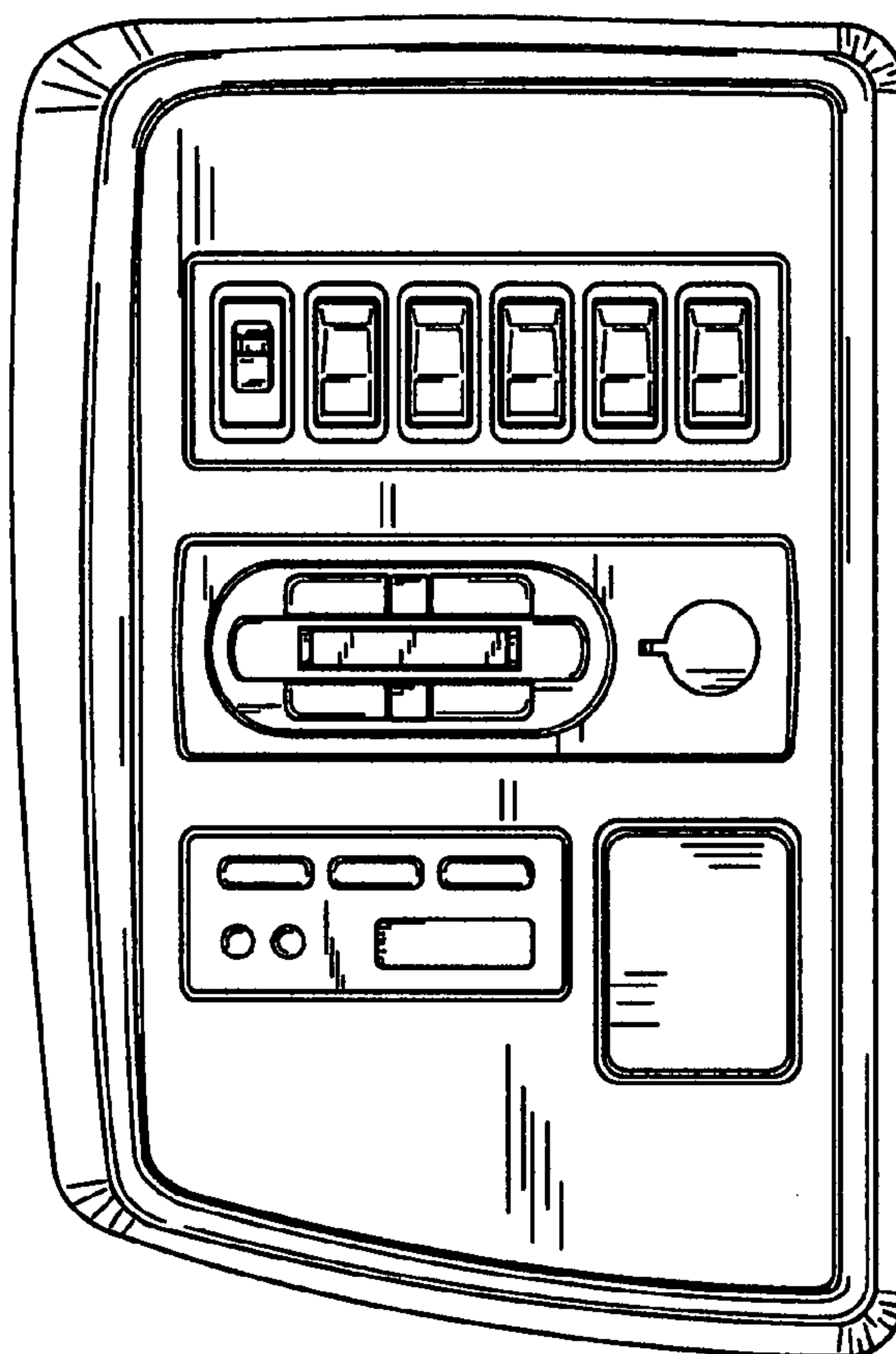


FIG. 5

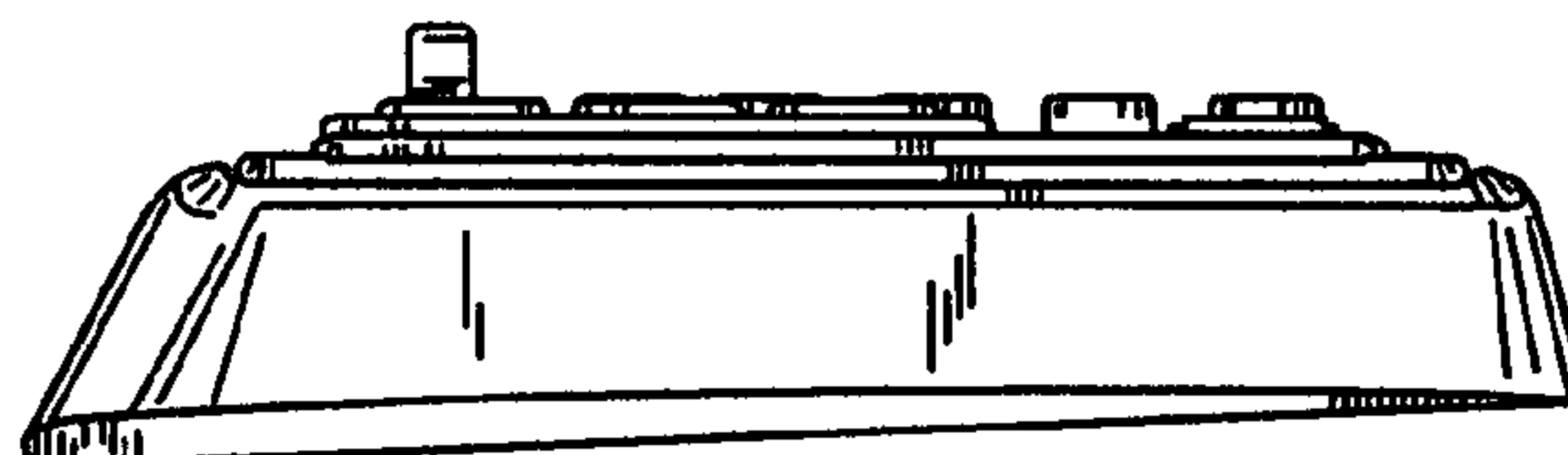


FIG. 6