

US00D557171S

(12) **United States Design Patent** (10) **Patent No.:** **US D557,171 S**  
**Davison** (45) **Date of Patent:** **\*\* Dec. 11, 2007**

(54) **LONGHORN STYLE ORNAMENT**

(76) **Inventor:** **Clifton O'Donald Davison**, 1124 49<sup>th</sup> Ave., Greeley, CO (US) 80634

(\*\*) **Term:** **14 Years**

(21) **Appl. No.:** **29/242,816**

(22) **Filed:** **Nov. 14, 2005**

(51) **LOC (8) Cl.** ..... **11-01**

(52) **U.S. Cl.** ..... **D11/82**

(58) **Field of Classification Search** ..... D11/1-2, D11/7, 40-44, 46-49, 53, 56-57, 59-61, D11/63, 65, 79-83, 86-87, 89-90, 99, 91-92, D11/101, 106, 114-116, 200-201; 63/1.11, 63/18-20; D3/207-211  
See application file for complete search history.

(56) **References Cited**

**U.S. PATENT DOCUMENTS**

D62,444 S *	6/1923	Gashyesua	.....	D11/205
D72,154 S *	3/1927	Johnson	.....	D20/14
D159,706 S *	8/1950	Wilxcox	.....	D11/78.1
D247,883 S *	5/1978	Krecic	.....	D11/82
D247,886 S *	5/1978	Krecic	.....	D11/82

\* cited by examiner

*Primary Examiner*—Ralf Seifert

(74) *Attorney, Agent, or Firm*—Santangelo Law Offices, P.C.

(57) **CLAIM**

The ornamental design for a longhorn style ornament, as shown and described.

**DESCRIPTION**

The design is embodied in an ornament that may serve, as but a few examples, as a piece of jewelry (as on a necklace, as but one example), or as a clothing accessory (a belt buckle, as but one example).

FIG. 1 is a front view of a longhorn style ornament showing my new design;

FIG. 2 is a back view;

FIG. 3 is a top view;

FIG. 4 is a bottom view;

FIG. 5 is a left side view;

FIG. 6 is a right side view; and,

FIG. 7 is a front perspective view.

**1 Claim, 7 Drawing Sheets**






Fig. 1



Fig. 2




Fig. 3



Fig. 4

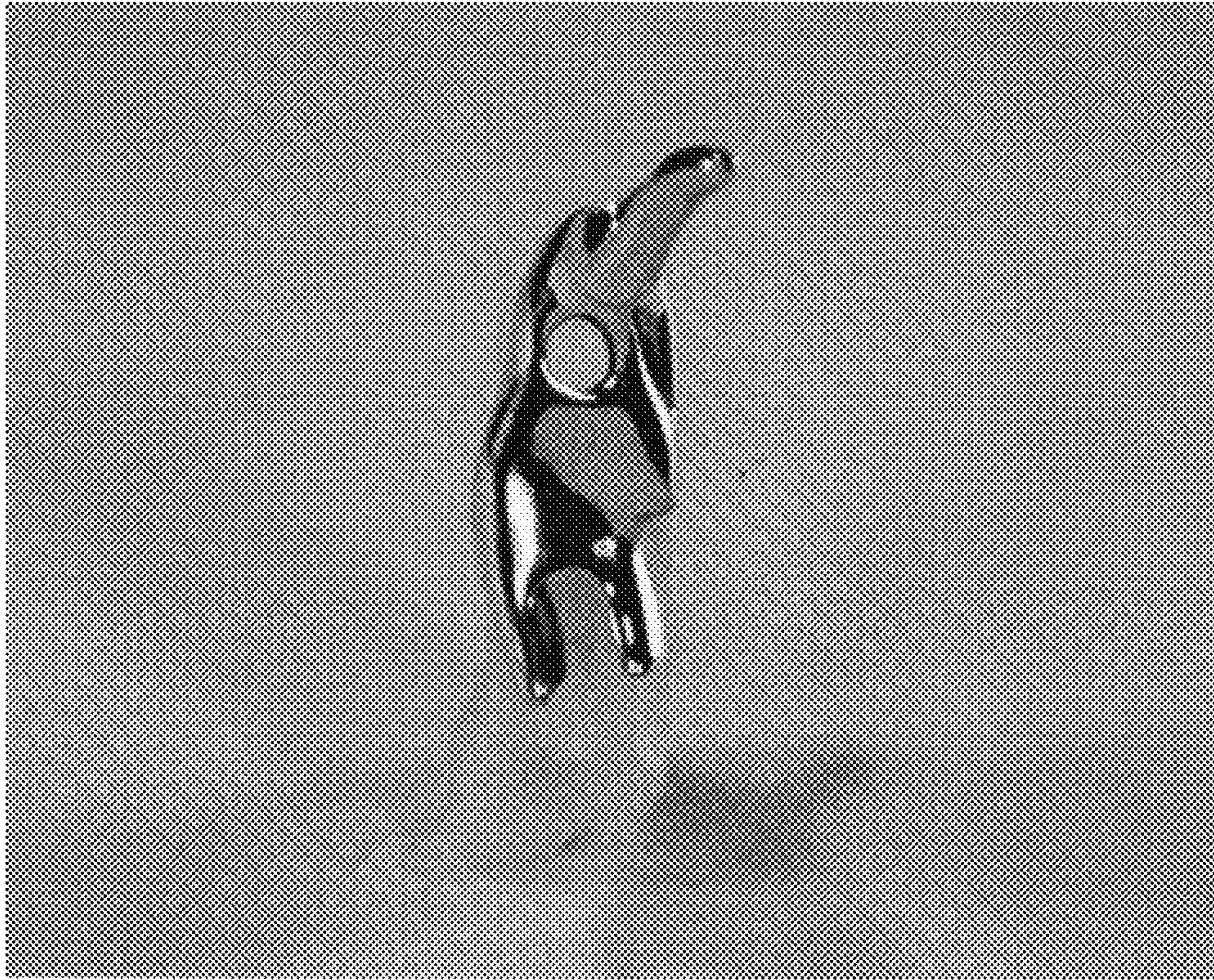


Fig. 5



Fig. 6

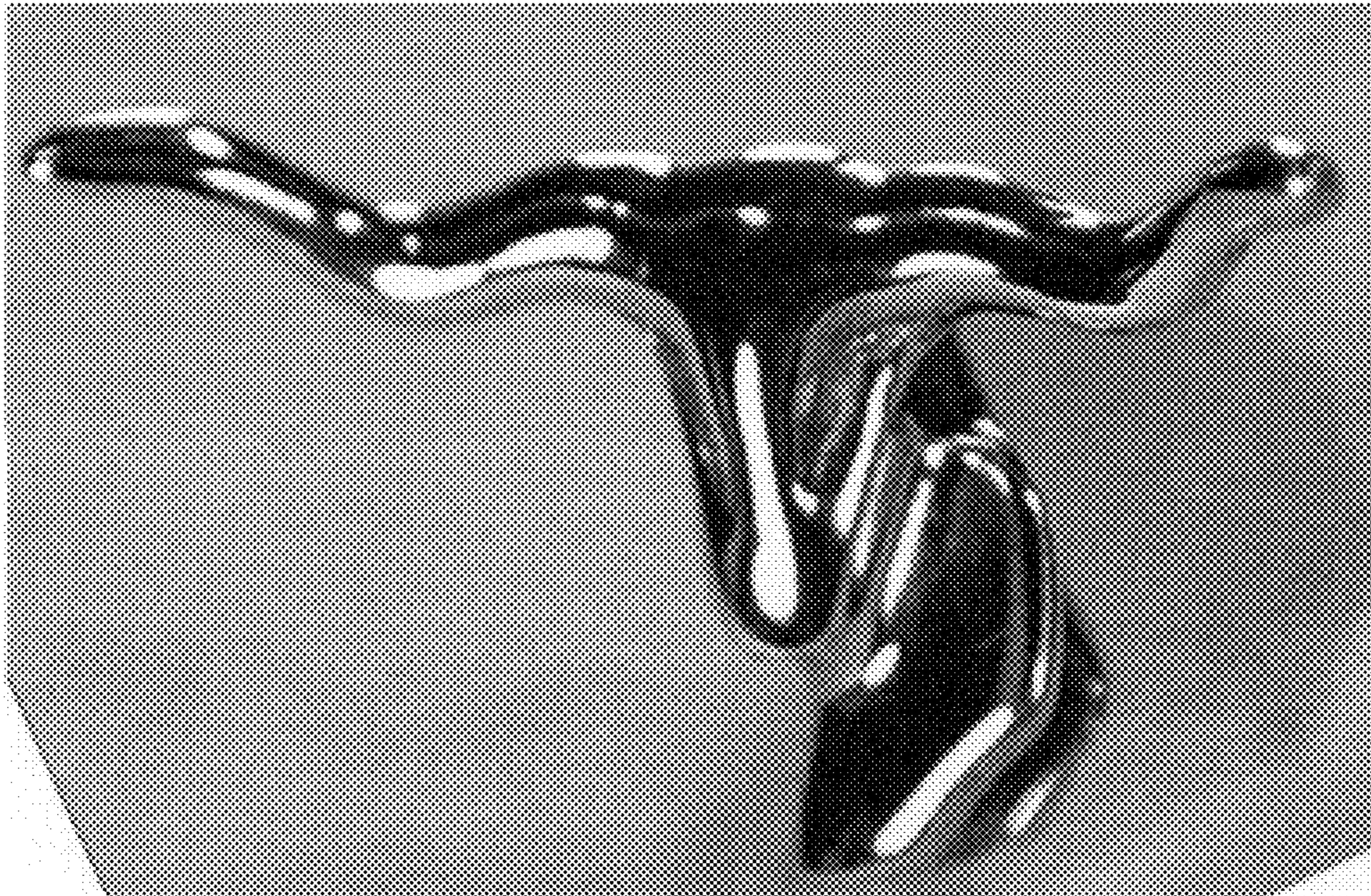


Fig. 7



UNITED STATES PATENT AND TRADEMARK OFFICE  
**CERTIFICATE OF CORRECTION**

PATENT NO. : Des. 557,171 S  
APPLICATION NO. : 29/242816  
DATED : December 11, 2007  
INVENTOR(S) : Davison

Page 1 of 9

It is certified that error appears in the above-identified patent and that said Letters Patent is hereby corrected as shown below:

The Title Page, showing an illustrative figure should be **deleted** and **substitute** therefor the attached title page.

**Delete** drawing sheets 1-7 and **substitute** therefor the drawing sheets consisting of Figs. 1-7 as shown on the attached pages.

Signed and Sealed this

Thirtieth Day of June, 2009



JOHN DOLL

*Acting Director of the United States Patent and Trademark Office*

(12) **United States Design Patent** (10) Patent No.: **US D557,171 S**  
**Davison** (45) Date of Patent: **\*\* Dec. 11, 2007**

(54) **LONGHORN STYLE ORNAMENT**

(78) Inventor: **Clifton O'Donald Davison, 1124 49<sup>th</sup> Ave., Greeley, CO (US) 80634**

(\*\*) Term: **14 Years**

(21) Appl. No.: **29/242,816**

(22) Filed: **Nov. 14, 2005**

(51) **LOC (8) Cl.** ..... **11-01**

(52) **U.S. Cl.** ..... **D11/82**

(58) **Field of Classification Search** ..... **D11/1-2, D11/7, 40-44, 46-49, 53, 56-57, 59-61, D11/63, 65, 79-83, 86, 87, 89-90, 94, 91-92, D11-10E, 10G, 114-116, 200-201; 63/1-11, 63/18-20; IX/207-211**

See application file for complete search history.

(56) **References Cited**

**U.S. PATENT DOCUMENTS**

- D62,444 S \* 6-1923 Gashyessu ..... D11/205
- D72,154 S \* 3-1927 Johnson ..... D20/14
- D150,706 S \* 8-1950 Wilcox ..... D11/78.1
- D247,883 S \* 5-1978 Kretic ..... D11/82
- D247,886 S \* 5-1978 Kretic ..... D11/82

\* cited by examiner

*Primary Examiner* - Rolf Seifert  
*(74) Attorney, Agent, or Firm* - Santangelo Law Offices, P.C.

(57) **CLAIM**

The ornamental design for a longhorn style ornament, as shown and described.

**DESCRIPTION**

The design is embodied in an ornament that may serve, as but a few examples, as a piece of jewelry (as on a necklace, as but one example), or as a clothing accessory (a belt buckle, as but one example).

FIG. 1 is a front view of a longhorn style ornament showing my new design;

FIG. 2 is a back view;

FIG. 3 is a top view;

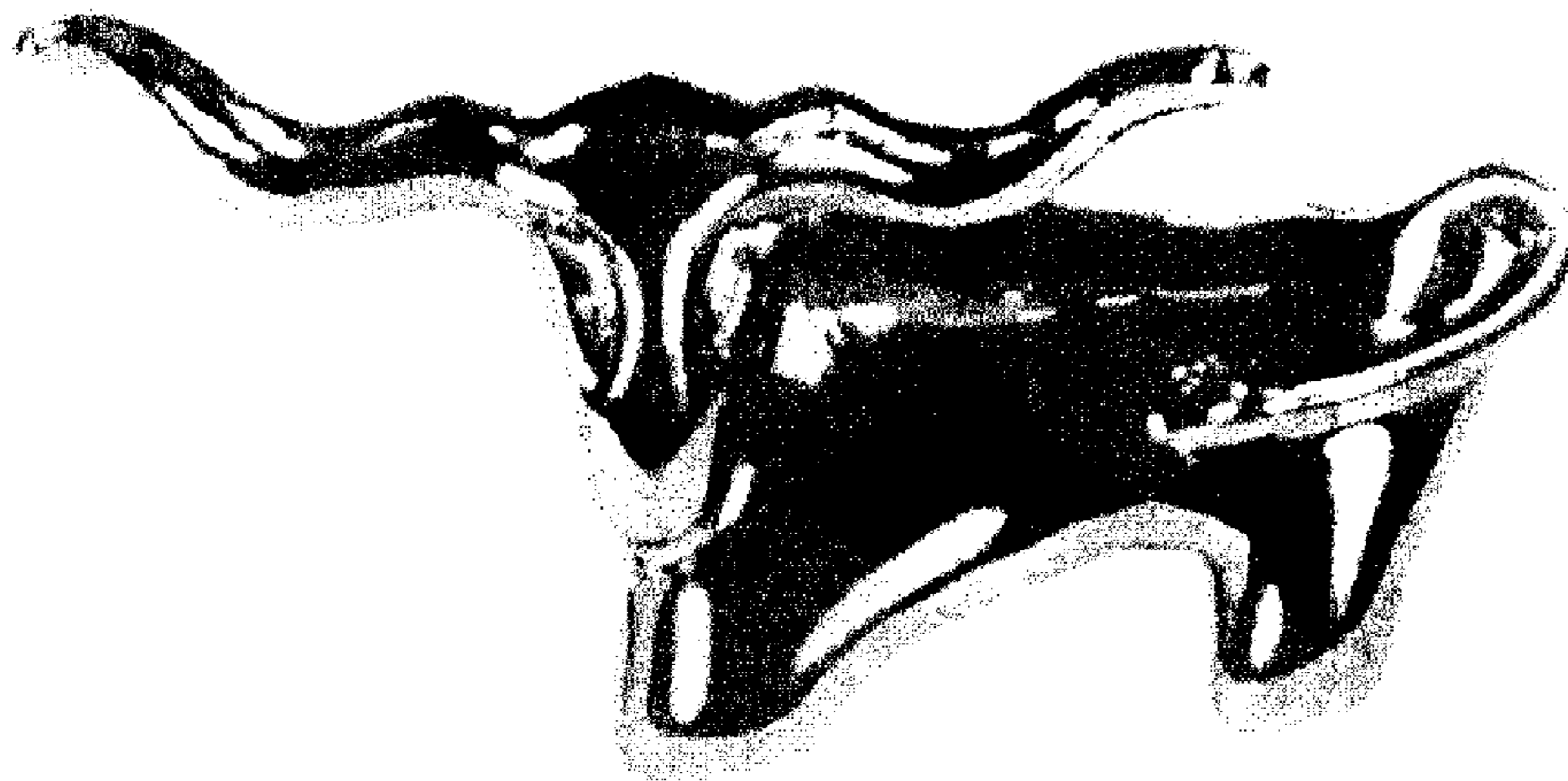
FIG. 4 is a bottom view;

FIG. 5 is a left side view;

FIG. 6 is a right side view; and,

FIG. 7 is a front perspective view.

**1 Claim, 7 Drawing Sheets**



**U.S. Patent**

**Dec. 11, 2007**

**Sheet 1 of 7**

**D557,171 S**

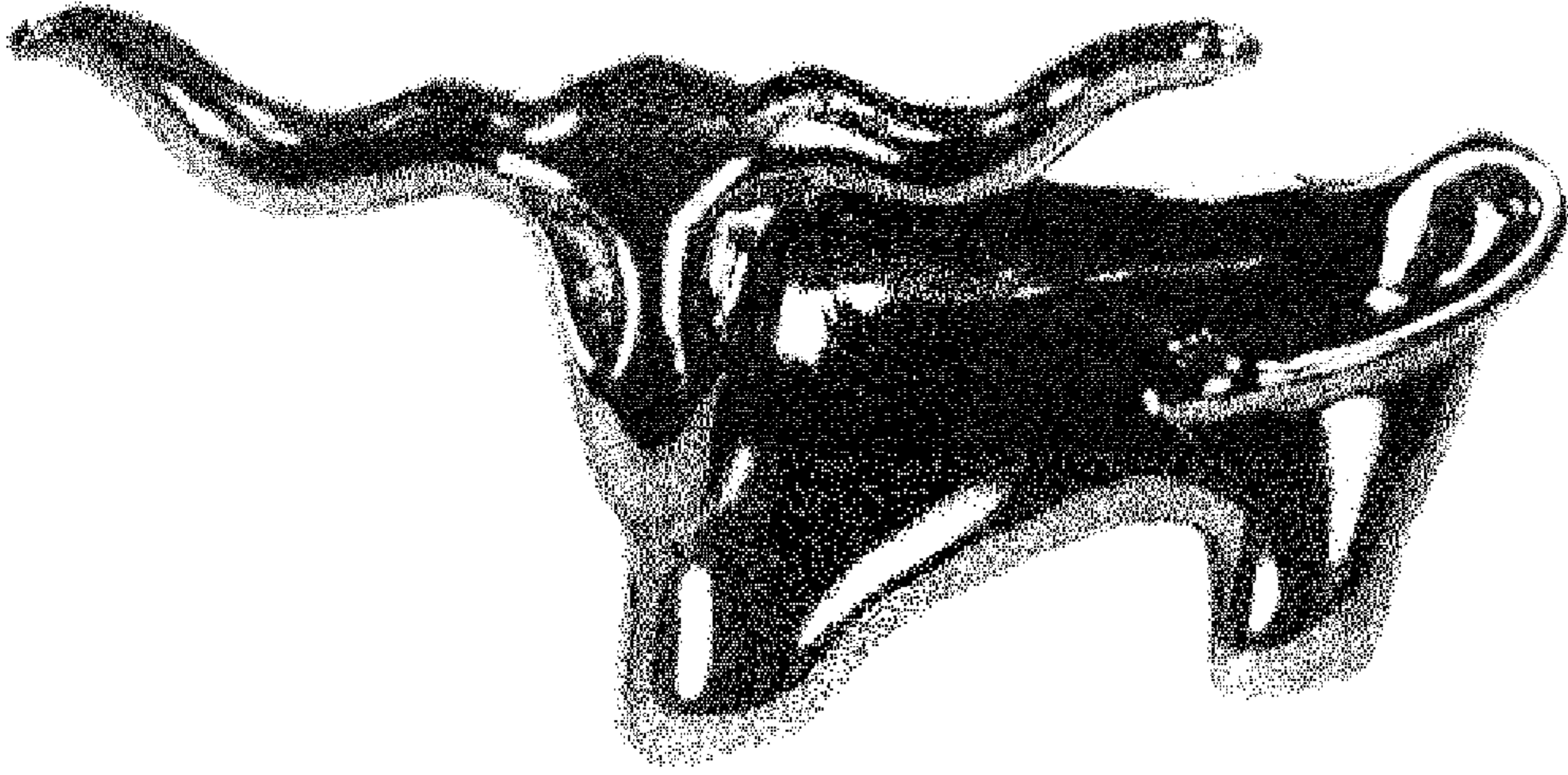


Figure 1

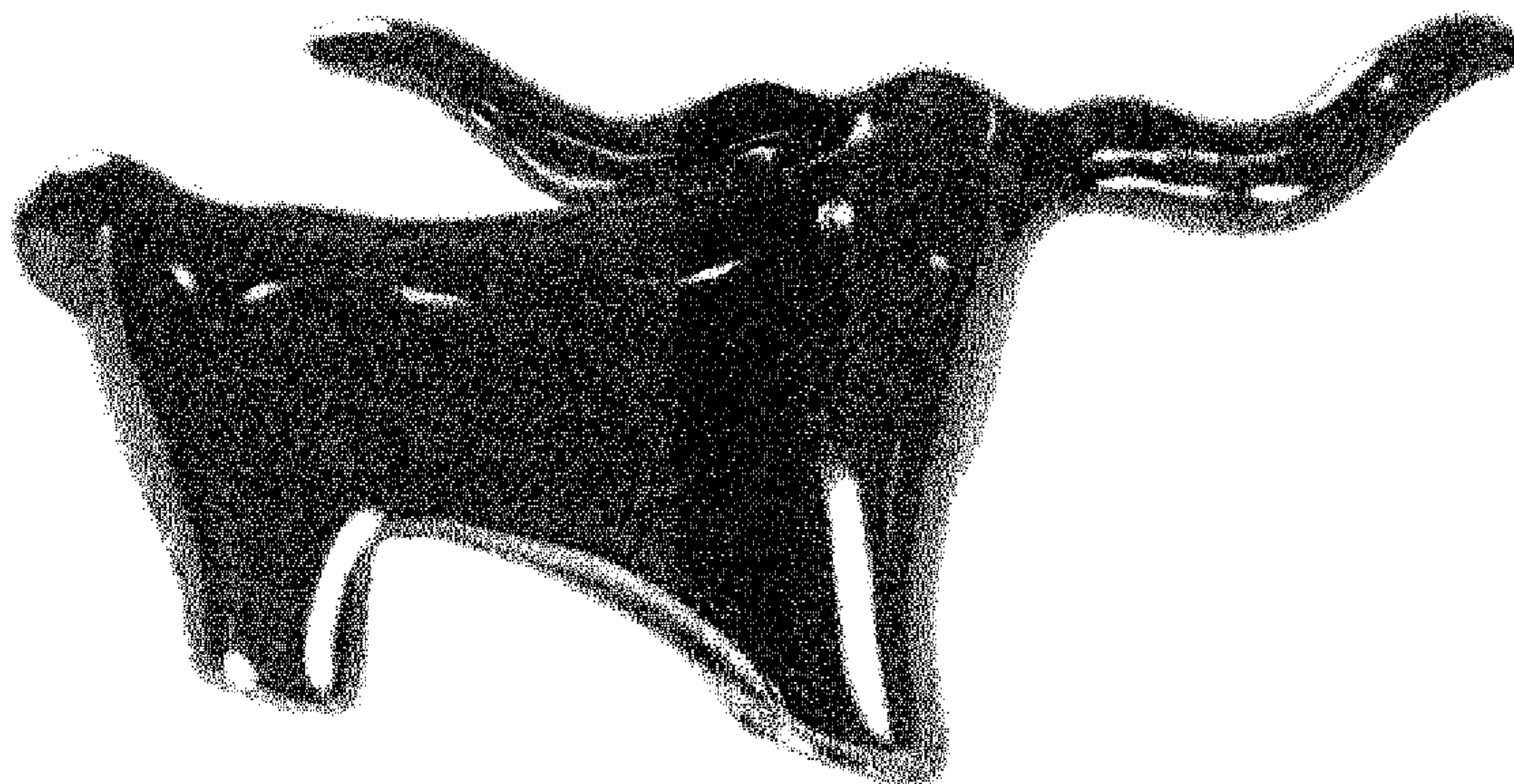


Figure 2




Figure 3

**U.S. Patent**

**Dec. 11, 2007**

**Sheet 4 of 7**

**D557,171 S**




Figure 4

**U.S. Patent**

**Dec. 11, 2007**

**Sheet 5 of 7**

**D557,171 S**



Figure 5

**U.S. Patent**

**Dec. 11, 2007**

**Sheet 6 of 7**

**D557,171 S**



Figure 6



**U.S. Patent**

**Dec. 11, 2007**

**Sheet 7 of 7**

**D557,171 S**




Figure 7