



US00D557163S

(12) **United States Design Patent** (10) **Patent No.:** **US D557,163 S**
Cerullo et al. (45) **Date of Patent:** **** Dec. 11, 2007**

(54) **FOOTBALL BRACELET**

(76) Inventors: **Frank Cerullo**, 8 Phillips Rd.,
Branchville, NJ (US) 07826; **Nick Iovacchini**, 129 Orchard St., Apt. 14,
New York, NY (US) 10002

(**) Term: **14 Years**

(21) Appl. No.: **29/260,891**

(22) Filed: **Jun. 1, 2006**

(51) **LOC (8) Cl.** **11-01**

(52) **U.S. Cl.** **D11/14**

(58) **Field of Classification Search** D11/1-25,
D11/32, 93, 94; 63/1.11, 3, 3.1, 3.2, 5.1,
63/5.2, 7-11; 224/175

See application file for complete search history.

(56) **References Cited**

U.S. PATENT DOCUMENTS

D333,170 S *	2/1993	Patton	D21/719
D339,916 S *	10/1993	Behbahani	D3/283
D340,078 S *	10/1993	Turner	D19/82
D387,304 S *	12/1997	Alcala	D11/157
D404,677 S *	1/1999	Johnson	D11/5
D408,237 S *	4/1999	Wysopal	D8/38
D500,103 S *	12/2004	Lowinger	D21/698
D503,760 S *	4/2005	Chang	D21/712
D509,765 S *	9/2005	Lishen	D11/3
D518,536 S *	4/2006	Chang	D21/712
D520,737 S *	5/2006	Gotlieb	D3/211
D525,904 S *	8/2006	Killen et al.	D11/168
D537,132 S *	2/2007	Barhoum	D21/712

* cited by examiner

Primary Examiner—Ian Simmons
Assistant Examiner—Michael A. Pratt
(74) *Attorney, Agent, or Firm*—Proskauer Rose LLP

(57) **CLAIM**

The ornamental design for football bracelet, as shown and described.

DESCRIPTION

FIG. 1 is a perspective view of a first embodiment of a football bracelet;

FIG. 2 is a top view of the embodiment of FIG. 1;

FIG. 3 is a bottom view of the embodiment of FIG. 1;

FIG. 4 is a right side view of the embodiment of FIG. 1, the left side view being a mirror image thereof;

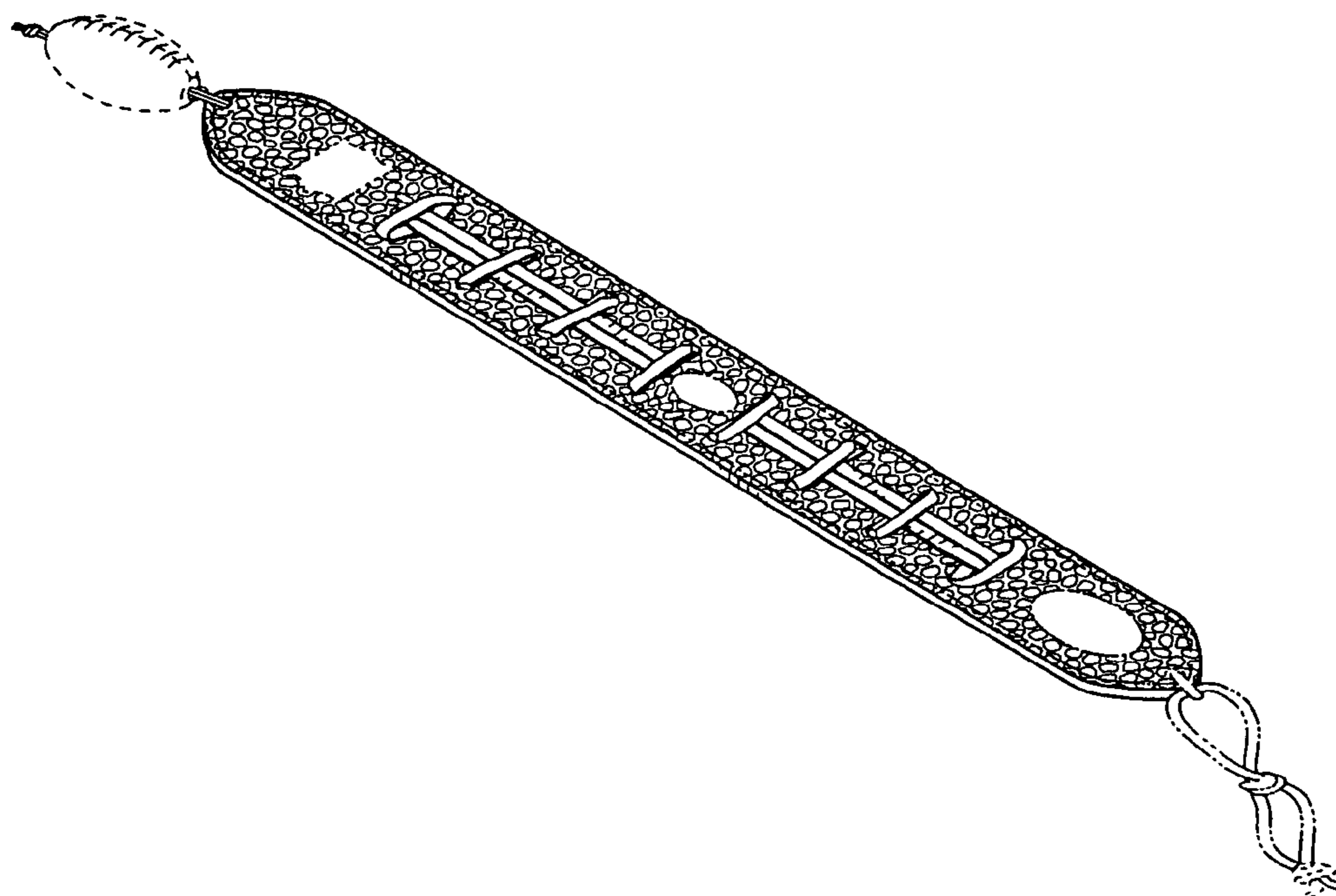
FIG. 5 is a left end view of the embodiment of FIG. 1;

FIG. 6 is a right end view of the embodiment of FIG. 1; and,

FIG. 7 is a perspective view of a second embodiment of the football bracelet, the bottom, left end, and right end views of the second embodiment being identical to the first embodiment.

The portion of the article shown in broken lines in FIGS. 1-7 is for illustrative purposes only and forms no part of the claimed design. The surface texture shown in FIGS. 1, 2, and 7 is continuous. That is, the surface texture continues under the unclaimed shapes shown in broken lines on the top surface of the bracelet shown in FIGS. 1, 2, and 7.

1 Claim, 3 Drawing Sheets



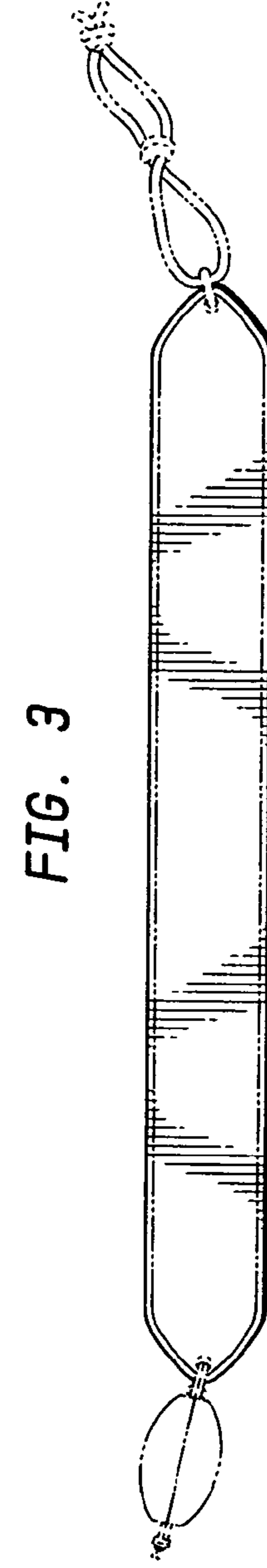
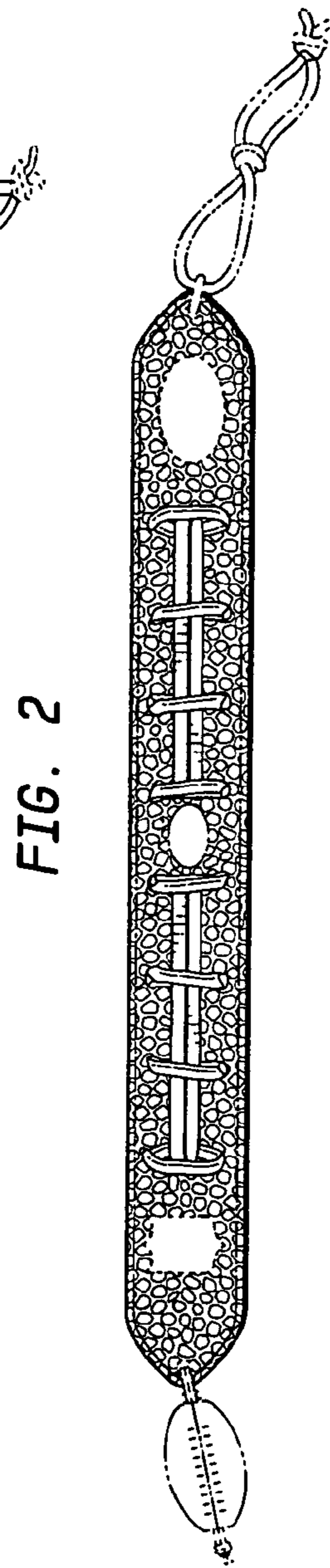
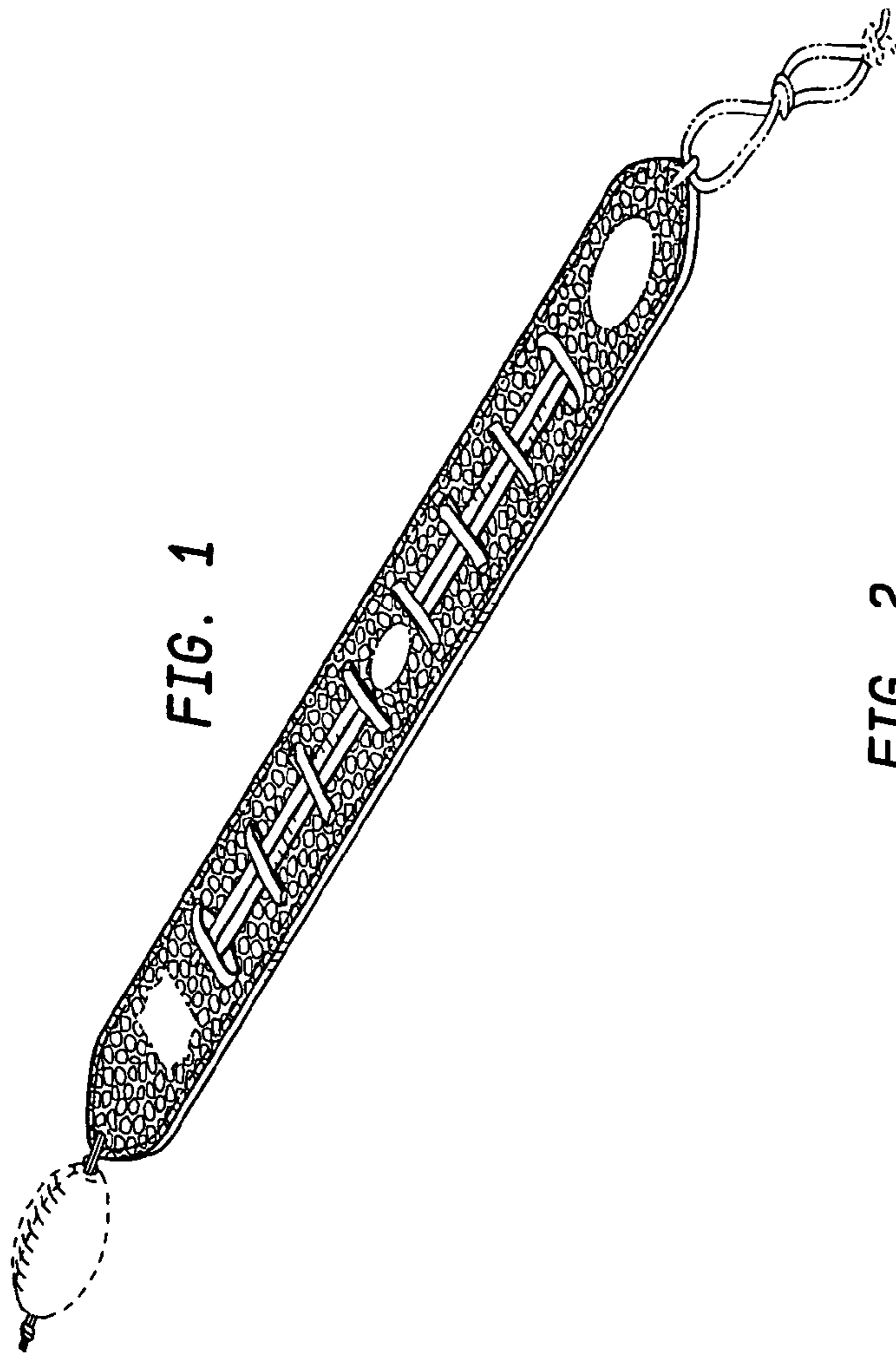


FIG. 4

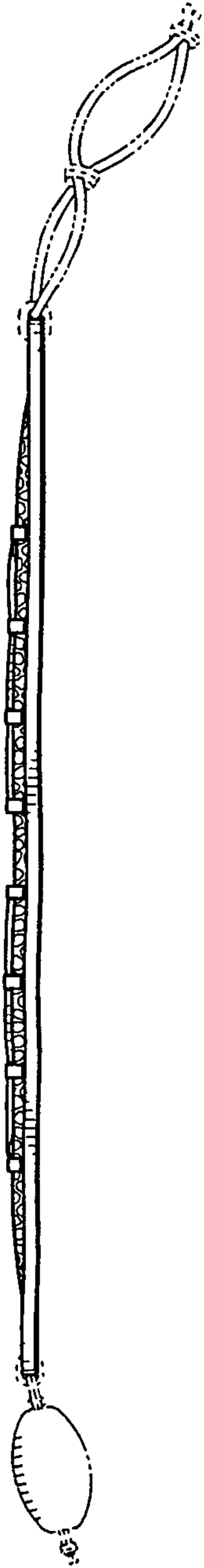


FIG. 5

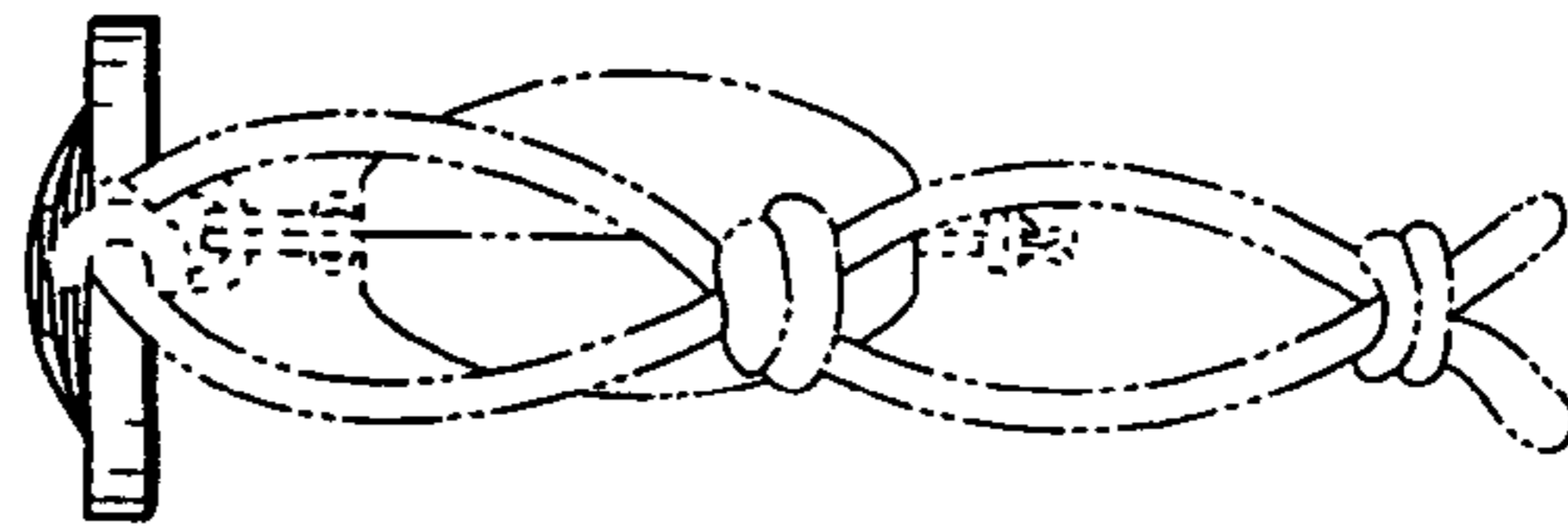


FIG. 6

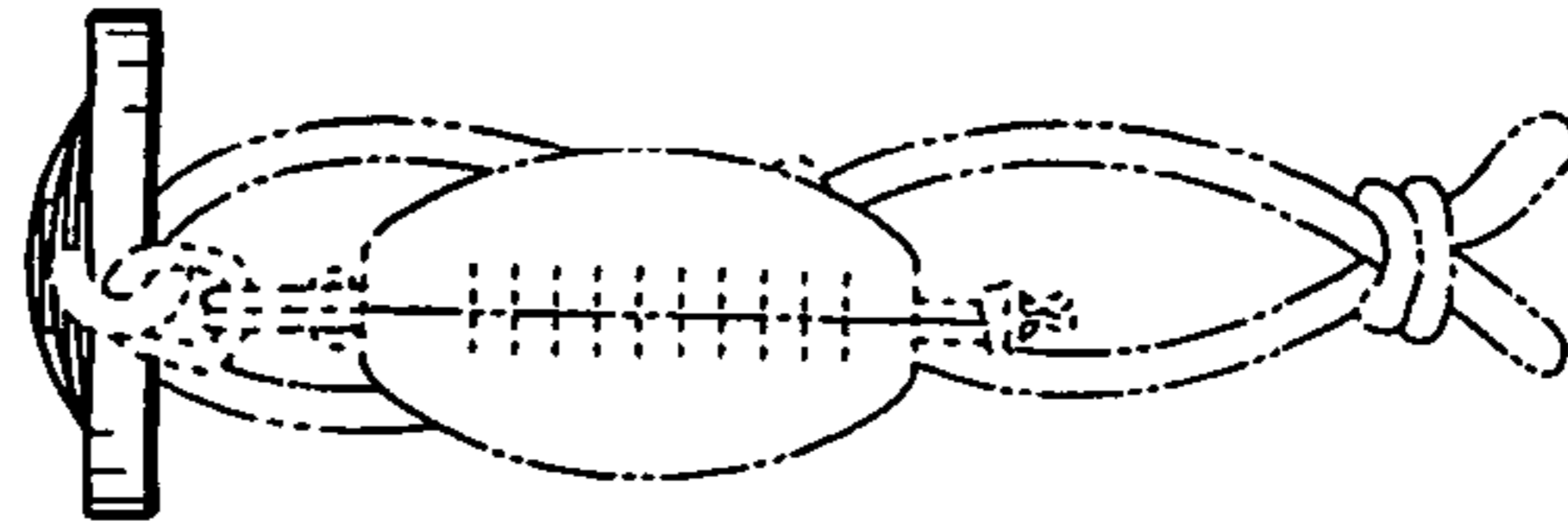


FIG. 7

