



US00D557162S

(12) **United States Design Patent**  
**Cerullo et al.**

(10) **Patent No.:** **US D557,162 S**  
(45) **Date of Patent:** **\*\* Dec. 11, 2007**

(54) **BASKETBALL BRACELET**

D482,633 S 11/2003 Highfill

(76) Inventors: **Frank Cerullo**, 8 Phillips Rd.,  
Branchville, NJ (US) 07826; **Nick Iovacchini**, 129 Orchard St., Apt. 14,  
New York, NY (US) 10002

\* cited by examiner

*Primary Examiner*—Ian Simmons  
*Assistant Examiner*—Michael A. Pratt  
(74) *Attorney, Agent, or Firm*—Proskauer Rose LLP

(\*\*) Term: **14 Years**

(57) **CLAIM**

(21) Appl. No.: **29/260,860**

The ornamental design for basketball bracelet, as shown and described.

(22) Filed: **Jun. 1, 2006**

(51) **LOC (8) Cl.** ..... **11-01**  
(52) **U.S. Cl.** ..... **D11/14**  
(58) **Field of Classification Search** ..... D11/1-25,  
D11/32, 93, 94; 63/1.11, 3, 3.1, 3.2, 5.1,  
63/5.2, 7-11; 224/175  
See application file for complete search history.

**DESCRIPTION**

FIG. 1 is a perspective view of a basketball bracelet;  
FIG. 2 is a top view of FIG. 1;  
FIG. 3 is a bottom view of FIG. 1;  
FIG. 4 is a right side view of FIG. 1, the left side view being a mirror image thereof;  
FIG. 5 is a left end view of FIG. 1; and,  
FIG. 6 is a right end view of FIG. 1.

The portion of the article shown in broken lines in FIGS. 1-6 is for illustrative purposes only and forms no part of the claimed design. The surface texture shown in FIGS. 1 and 2 is continuous. That is, the surface texture continues under the unclaimed shapes shown in broken lines on the top surface of the bracelet shown in FIGS. 1 and 2.

(56) **References Cited**

**U.S. PATENT DOCUMENTS**

4,238,935 A	12/1980	Oudet et al.	
D333,170 S *	2/1993	Patton	..... D21/719
D384,410 S *	9/1997	Hessom et al.	..... D24/103
D408,803 S *	4/1999	Tyler et al.	..... D14/436
D414,230 S *	9/1999	John et al.	..... D21/713
D421,033 S *	2/2000	Shirley et al.	..... D16/227
D446,148 S	8/2001	Kelly	
D475,194 S *	6/2003	Sikaras	..... D3/207

**1 Claim, 2 Drawing Sheets**

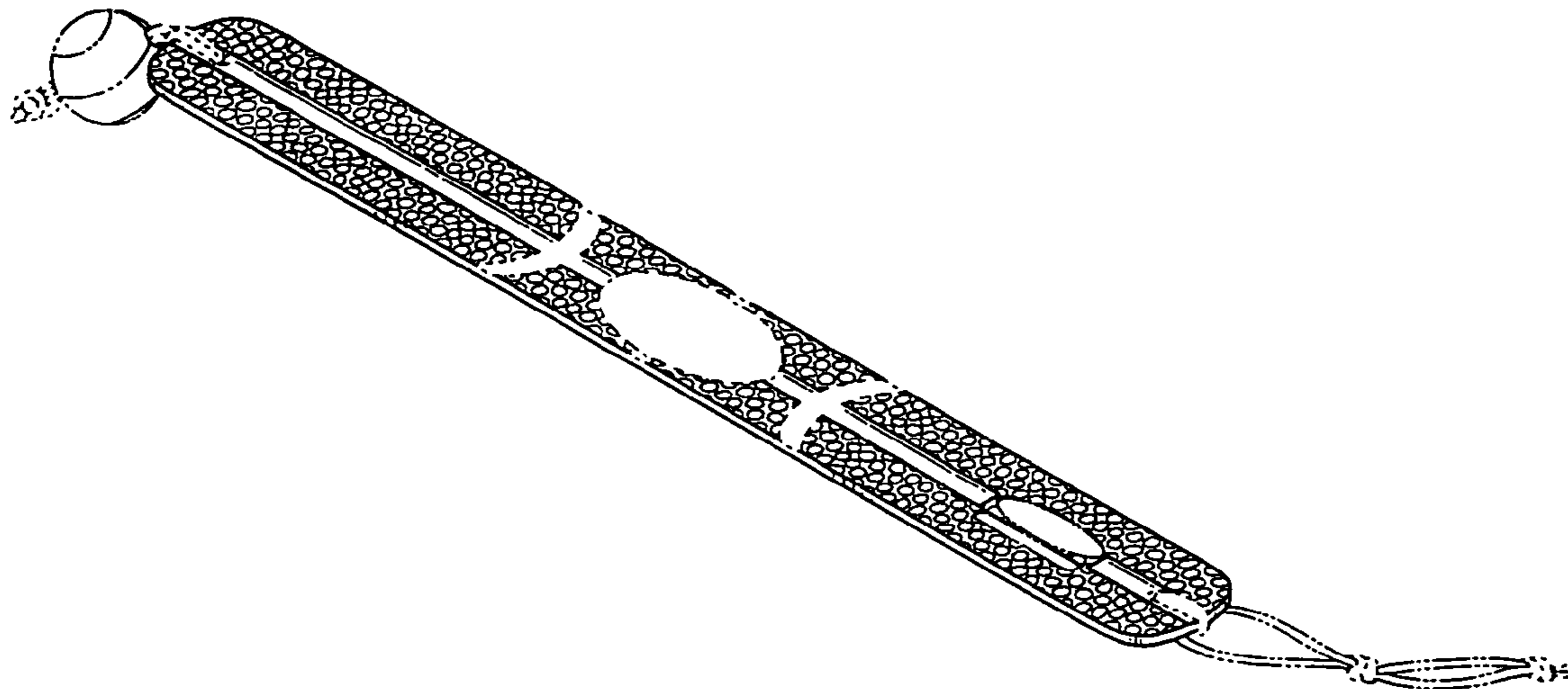


FIG. 1

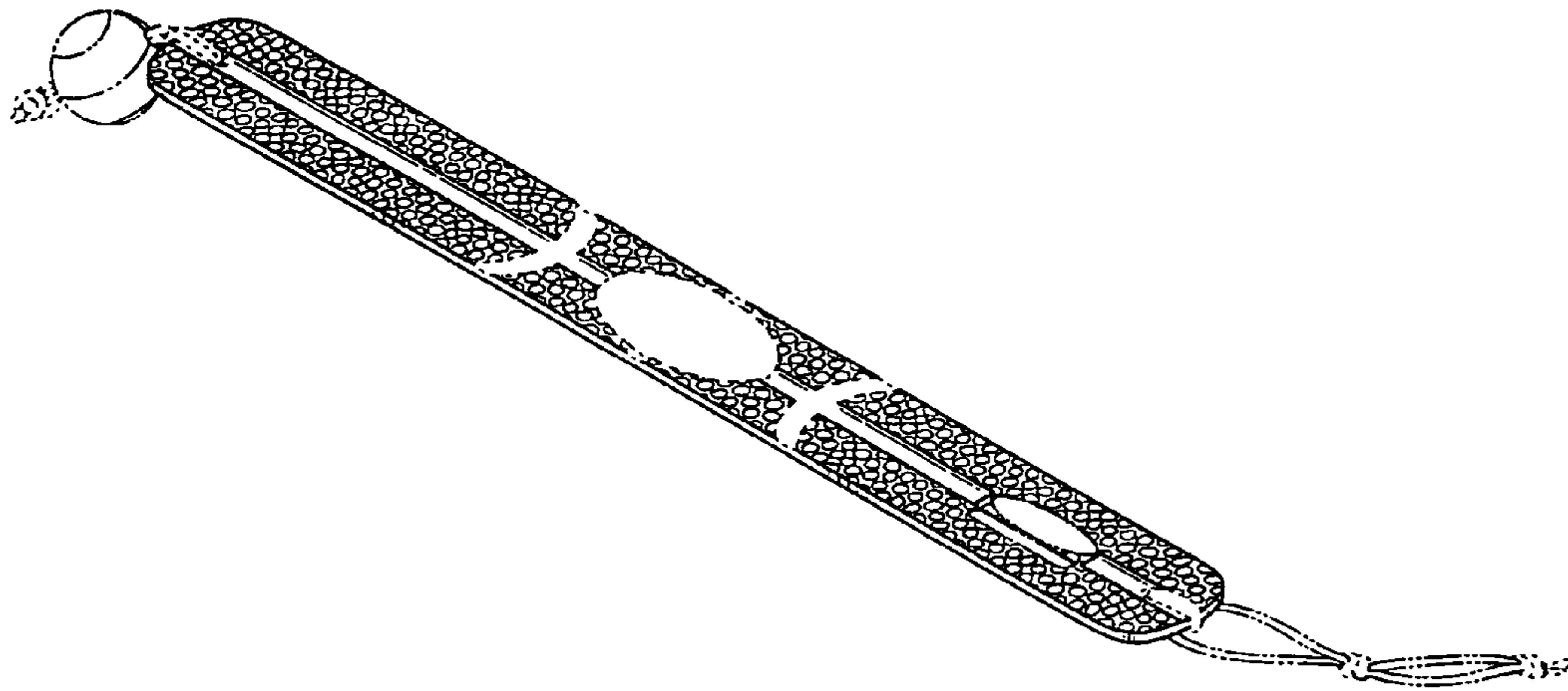


FIG. 2

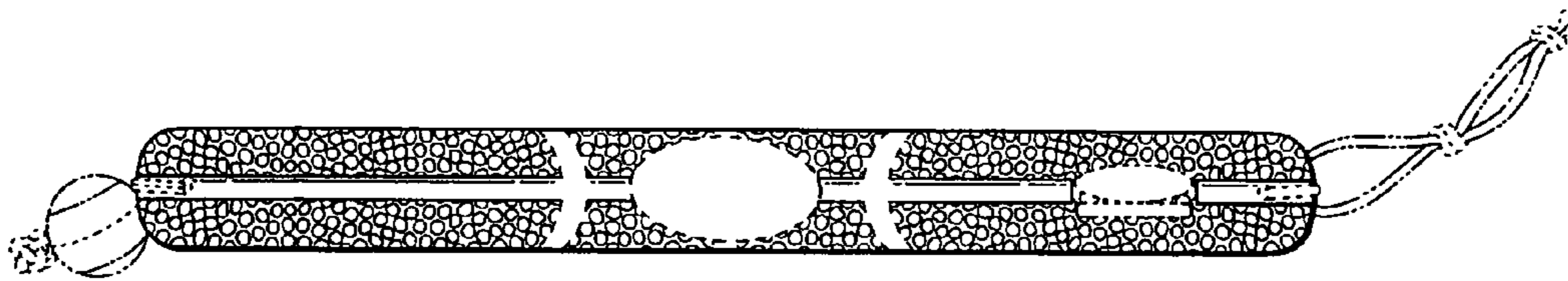


FIG. 3

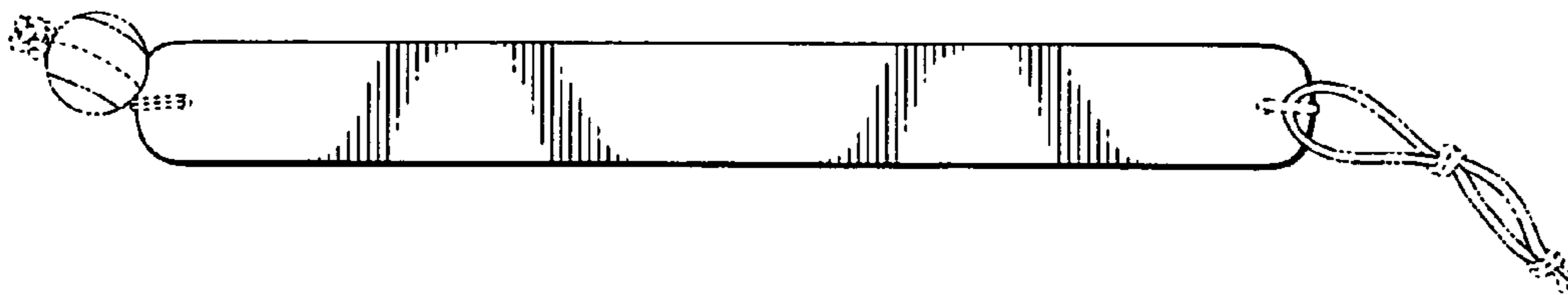


FIG. 4




FIG. 5

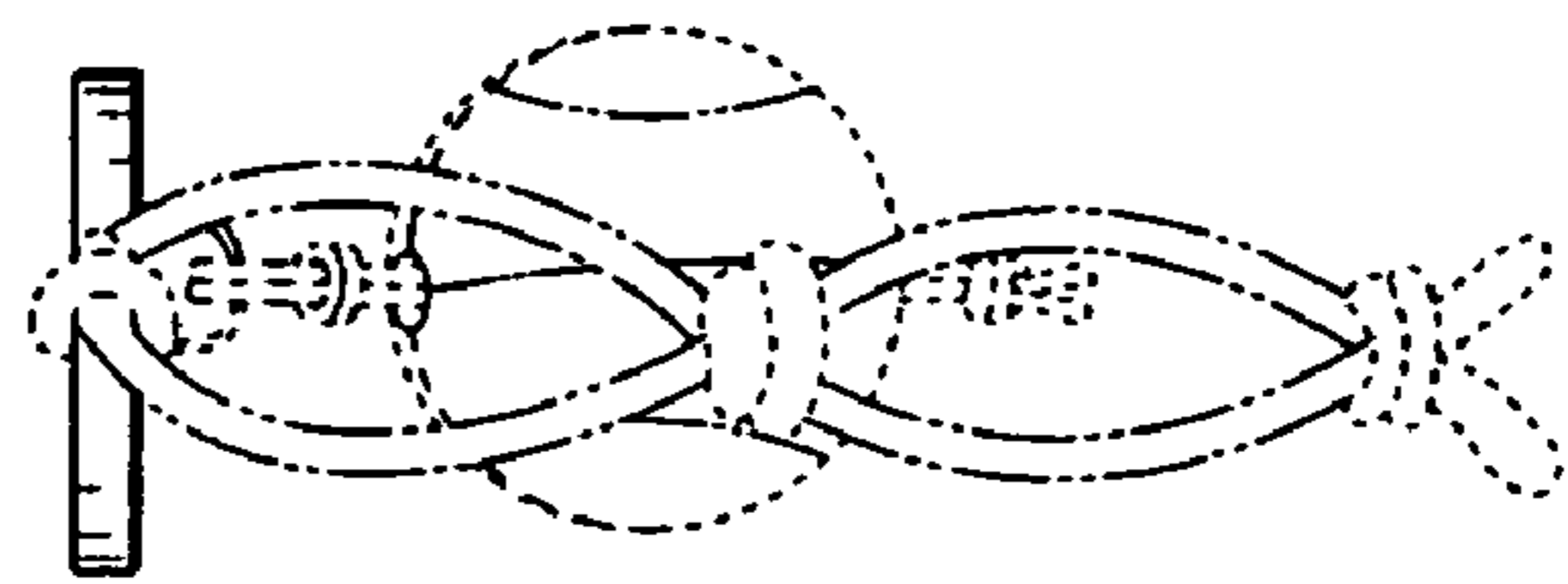


FIG. 6

