



US00D557153S

(12) **United States Design Patent**
Light et al.

(10) **Patent No.:** **US D557,153 S**

(45) **Date of Patent:** **** Dec. 11, 2007**

(54) **PROTRACTOR WITH A MOVABLE ARM**

6,457,247 B1 * 10/2002 Lin 33/471
D469,368 S * 1/2003 Lin D10/65
D502,115 S * 2/2005 Chudek et al. D10/65

(76) Inventors: **Chyrl Light**, 14510 Mountain Quail Rd., Salinas, CA (US) 93908; **Roberta J. Guarnieri**, 11916 Victoria Ave., Los Angeles, CA (US) 90066

* cited by examiner

Primary Examiner—Antoine D. Davis

(74) *Attorney, Agent, or Firm*—George E. Williamson

(**) Term: **14 Years**

(21) Appl. No.: **29/264,081**

(22) Filed: **Aug. 3, 2006**

(51) **LOC (8) Cl.** **10-04**

(52) **U.S. Cl.** **D10/65**

(58) **Field of Classification Search** D10/65;
33/424, 465, 495, 496, 534, 538

See application file for complete search history.

(56) **References Cited**

U.S. PATENT DOCUMENTS

4,731,933 A * 3/1988 Cope 33/424
5,113,590 A * 5/1992 Shapiro et al. 33/471
D398,867 S * 9/1998 Taylor D10/65

(57) **CLAIM**

We claim the ornamental design for a protractor with a moveable arm, as shown and described.

DESCRIPTION

FIG. 1 is a depiction of a top plan view of my new design.

FIG. 2 is a depiction of the top plan view of the semi-circular base thereof.

FIG. 3 is a depiction of the top plan view of the movable arm thereof.

FIG. 4 is a depiction of a side view thereof; and,

FIG. 5 is a depiction of a perspective view thereof.

1 Claim, 3 Drawing Sheets

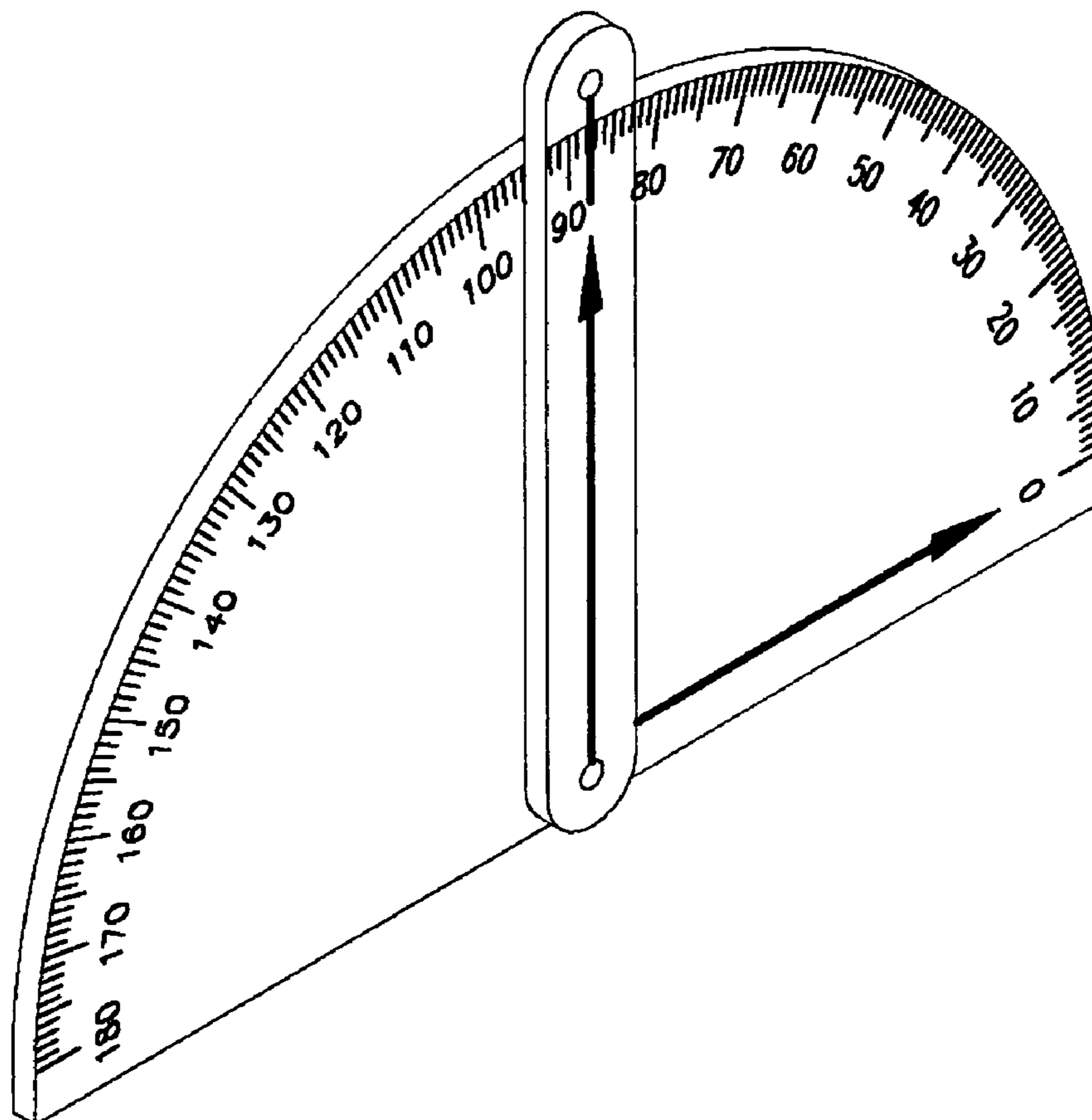


FIG.1

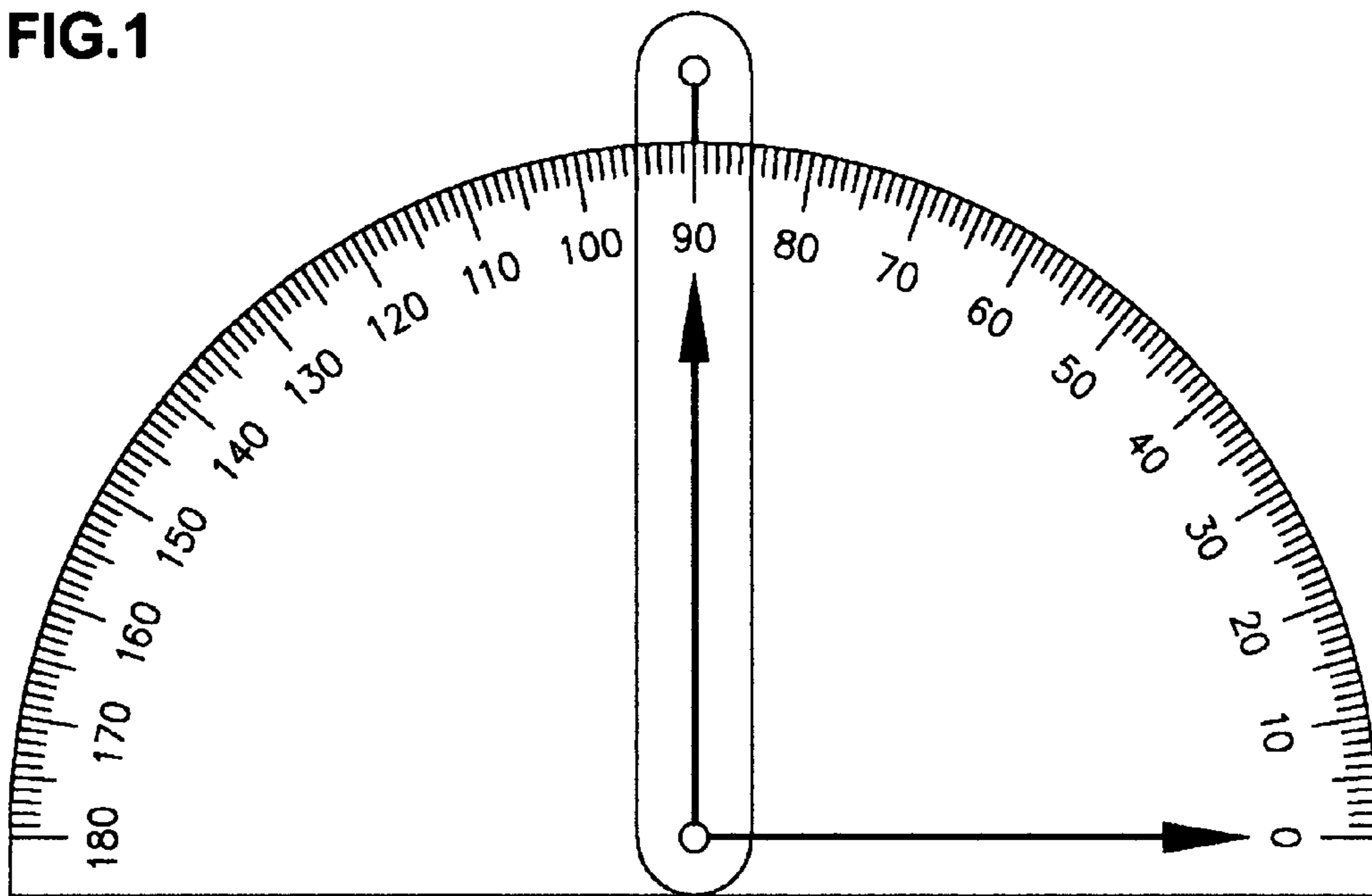


FIG.2

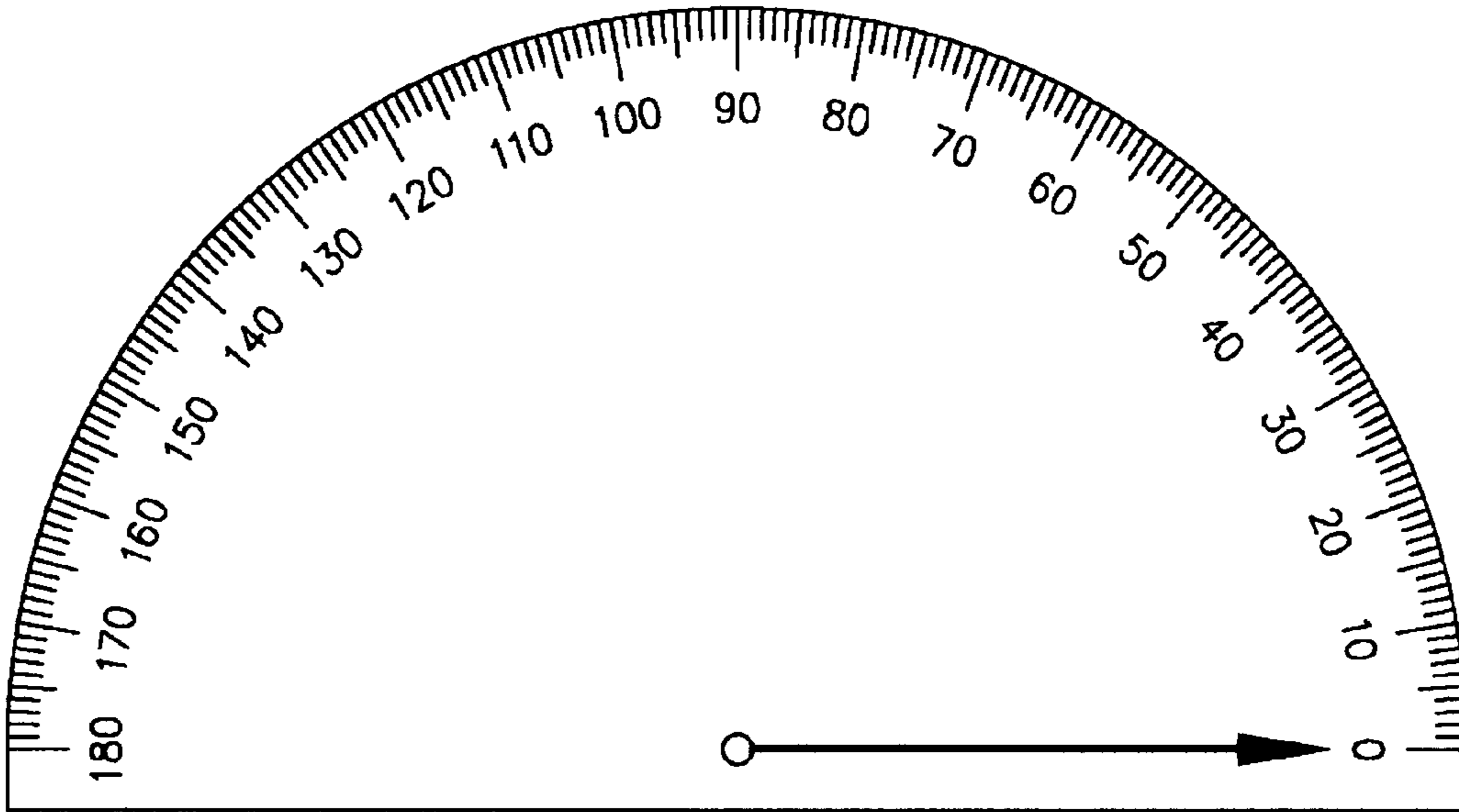


FIG.3




FIG.4



FIG.5

