



US00D557149S

(12) **United States Design Patent**
Conley et al.

(10) **Patent No.:** **US D557,149 S**

(45) **Date of Patent:** **** Dec. 11, 2007**

(54) **UTERINE CONTRACTION TIMER**

(75) Inventors: **David J. Conley**, Dublin, OH (US);
Patricia A. Conley, Dublin, OH (US)

(73) Assignee: **Tri-Con Development, LLC**, Dublin,
OH (US)

(**) Term: **14 Years**

(21) Appl. No.: **29/285,900**

(22) Filed: **Apr. 17, 2007**

(51) **LOC (8) Cl.** **10-03**

(52) **U.S. Cl.** **D10/40; D10/7; D10/15**

(58) **Field of Classification Search** D10/40,
D10/7, 15; 368/285, 276, 316, 317, 97-100,
368/107, 110-113, 82-84, 239-242

See application file for complete search history.

(56) **References Cited**

U.S. PATENT DOCUMENTS

D93,663 S *	10/1934	Kogan	D10/7
D144,399 S *	4/1946	Levitan	D10/7
D242,029 S *	10/1976	Terada	D10/15
D245,673 S *	9/1977	Bartlett	D10/7
4,493,043 A *	1/1985	Forbath	702/178
D282,446 S *	2/1986	Gremonprez et al.	D10/40
4,711,585 A *	12/1987	Fresquez et al.	368/109
D303,771 S *	10/1989	Chan	D10/40
D336,435 S *	6/1993	Yusa	D10/2

D352,463 S *	11/1994	Kubo	D10/31
D383,983 S *	9/1997	Steinhagen et al.	D10/22
D427,085 S *	6/2000	Steinhagen	D10/40
D474,120 S *	5/2003	McLemore et al.	D10/40
D475,300 S *	6/2003	Dunn	D10/15
D490,717 S *	6/2004	Cetera	D10/31
6,785,193 B2 *	8/2004	Forbath	368/108
6,891,779 B1 *	5/2005	Pornel	368/113
D525,151 S *	7/2006	Oas	D10/40

* cited by examiner

Primary Examiner—Lucy Lieberman

(74) *Attorney, Agent, or Firm*—Neal O. Willmann

(57) **CLAIM**

We claim the ornamental design for a uterine contraction timer, as shown and described.

DESCRIPTION

FIG. 1 is a perspective view of the uterine contraction timer;
FIG. 2 is a frontal elevational view thereof;
FIG. 3 is a right side elevational view thereof;
FIG. 4 is a rear elevational view thereof;
FIG. 5 is a left side elevational view thereof;
FIG. 6 is a bottom plan view thereof; and,
FIG. 7 is a top plan view thereof.

1 Claim, 2 Drawing Sheets

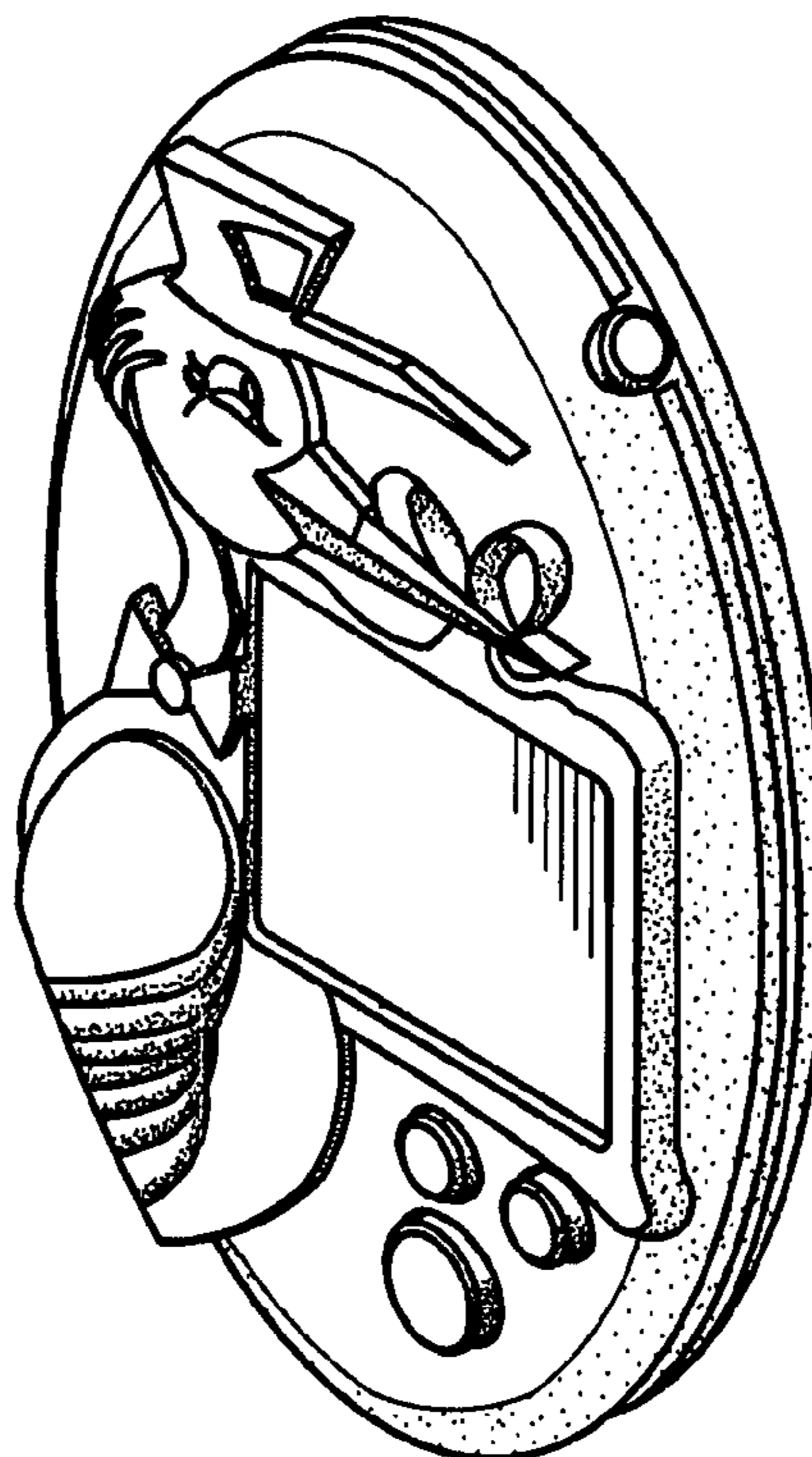


Fig. 1




Fig. 2




Fig. 3




Fig. 4

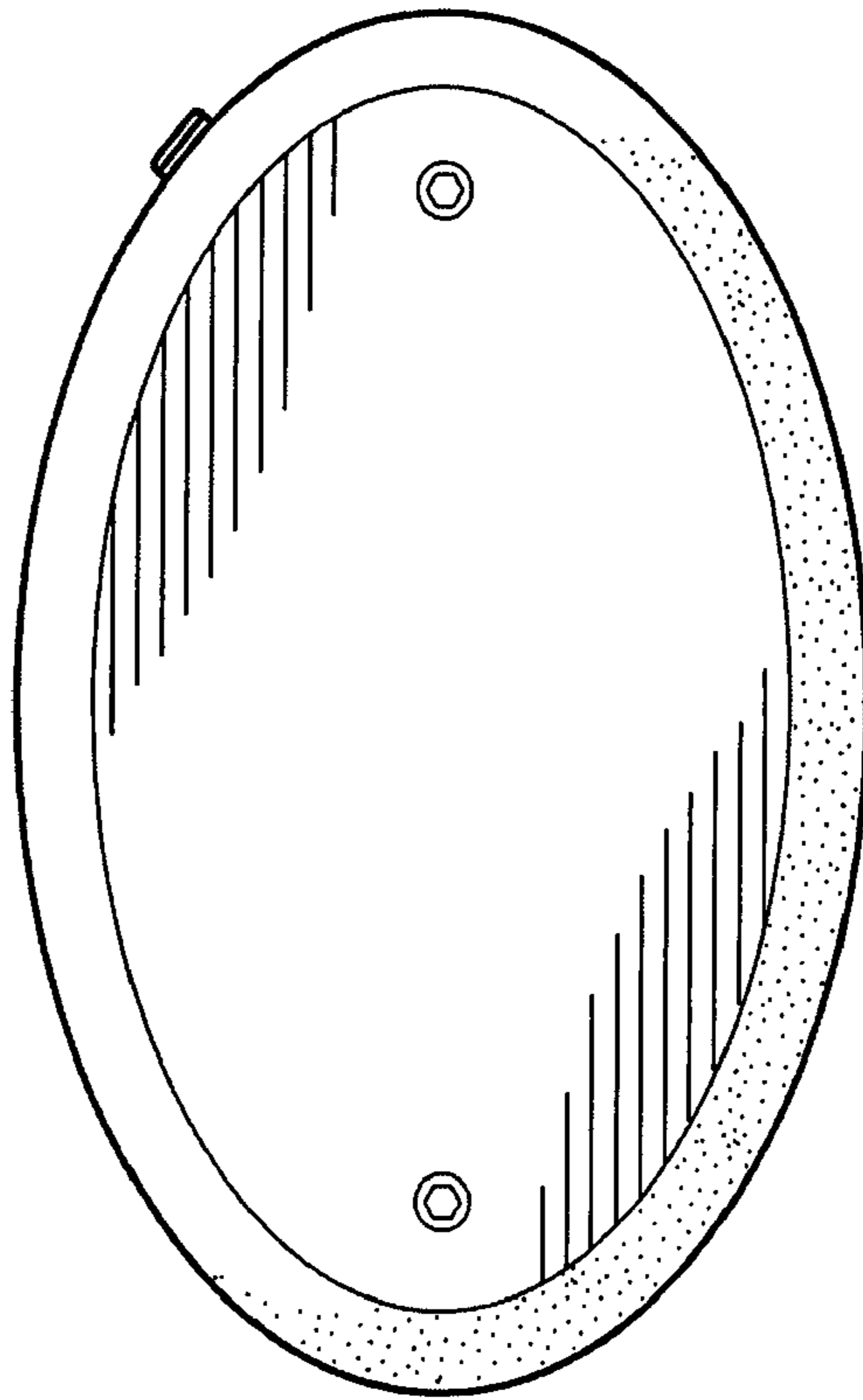


Fig. 5

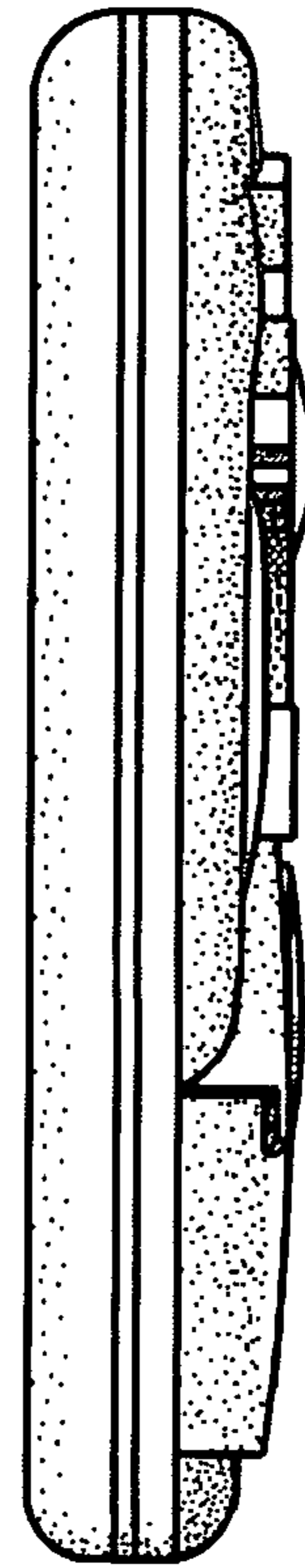


Fig. 6

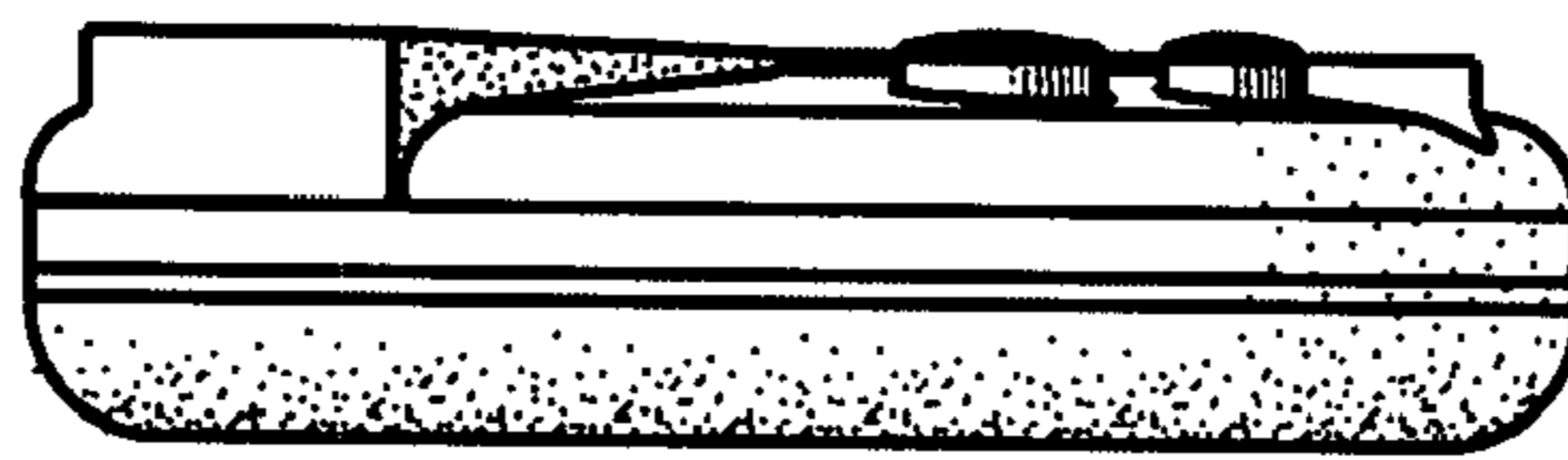


Fig. 7

