



US00D557147S

(12) **United States Design Patent**
Geppert et al.

(10) **Patent No.:** **US D557,147 S**

(45) **Date of Patent:** **** Dec. 11, 2007**

(54) **BREATH SPRAY DISPENSER**

(75) Inventors: **Andrew B. Geppert**, Blaine, MN (US);
Thomas E. Kramer, Coon Rapids, MN (US)

(73) Assignee: **Webb Candy, Inc.**, Rosemount, MN (US)

(**) Term: **14 Years**

(21) Appl. No.: **29/254,928**

(22) Filed: **Feb. 28, 2006**

(51) **LOC (8) Cl.** **09-01**

(52) **U.S. Cl.** **D9/694**

(58) **Field of Classification Search** D9/694,
D9/682-687, 542, 558, 574, 575, 691; D28/91.1,
D28/56; D23/360

See application file for complete search history.

(56) **References Cited**

U.S. PATENT DOCUMENTS

D270,863 S * 10/1983 Martinez D28/91.1
D270,864 S * 10/1983 Martinez D28/91.1
D270,956 S * 10/1983 Martinez D28/91.1
D271,243 S * 11/1983 Martinez D28/91.1
D271,245 S * 11/1983 Martinez D28/91.1

D306,554 S * 3/1990 Lawson D9/687
D321,930 S * 11/1991 Dinand D23/360
D344,231 S * 2/1994 Gagnon D9/686
D356,247 S * 3/1995 Manoukian D9/686
D499,012 S * 11/2004 Illenberger et al. D9/686

* cited by examiner

Primary Examiner—Prabhakar Deshmukh

Assistant Examiner—Rashida C. McCoy

(74) *Attorney, Agent, or Firm*—Merchant & Gould P.C.

(57) **CLAIM**

The ornamental design for a breath spray dispenser, as shown and described.

DESCRIPTION

FIG. 1 is a top, front, right perspective view of a breath spray dispenser showing our new design;

FIG. 2 is a right side elevational view thereof; with the left side elevational view being the mirror image;

FIG. 3 is a front elevational view thereof;

FIG. 4 is a rear elevational view thereof;

FIG. 5 is a top plan view thereof; and,

FIG. 6 is a bottom plan view thereof.

1 Claim, 5 Drawing Sheets

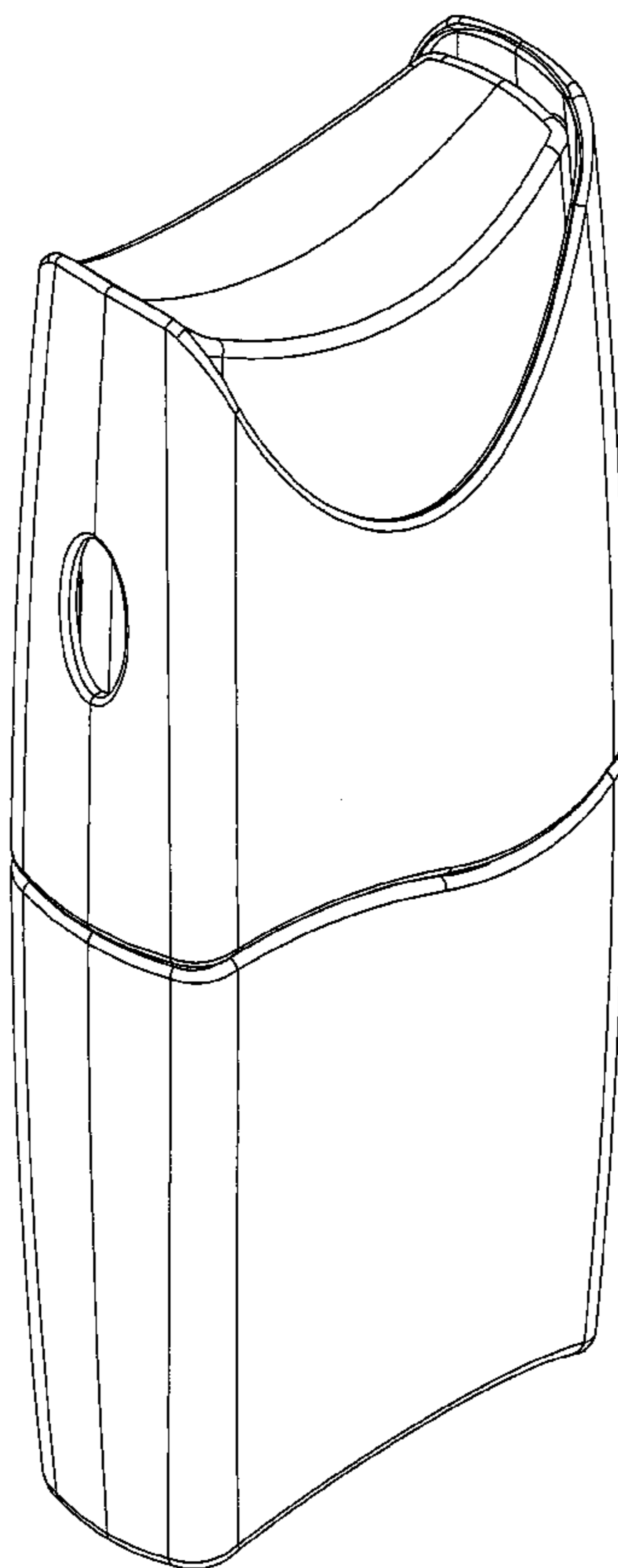


FIG. 1

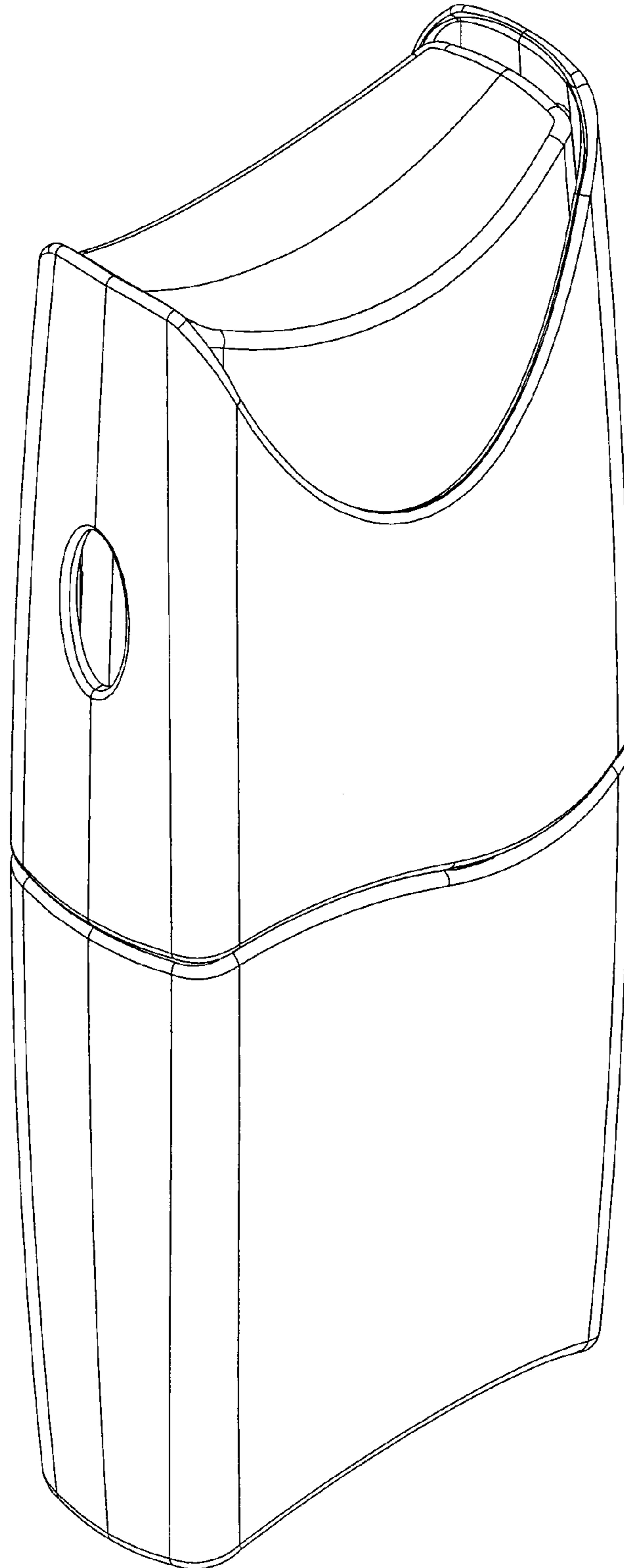


FIG. 2

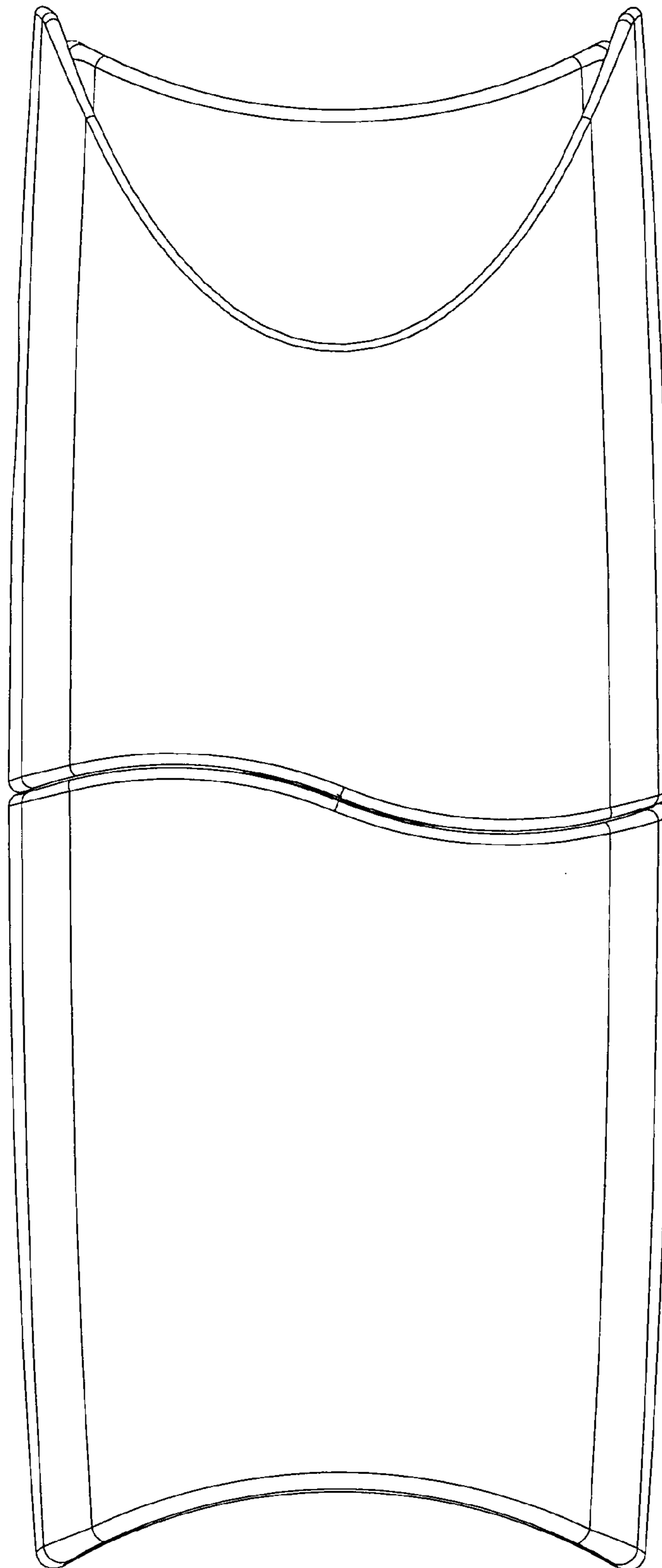


FIG. 3

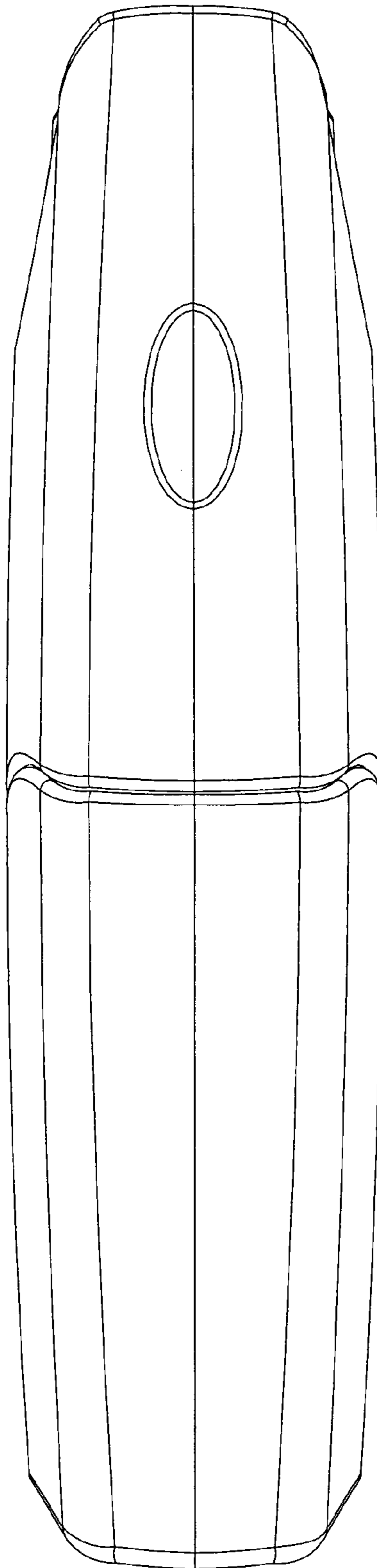


FIG. 4

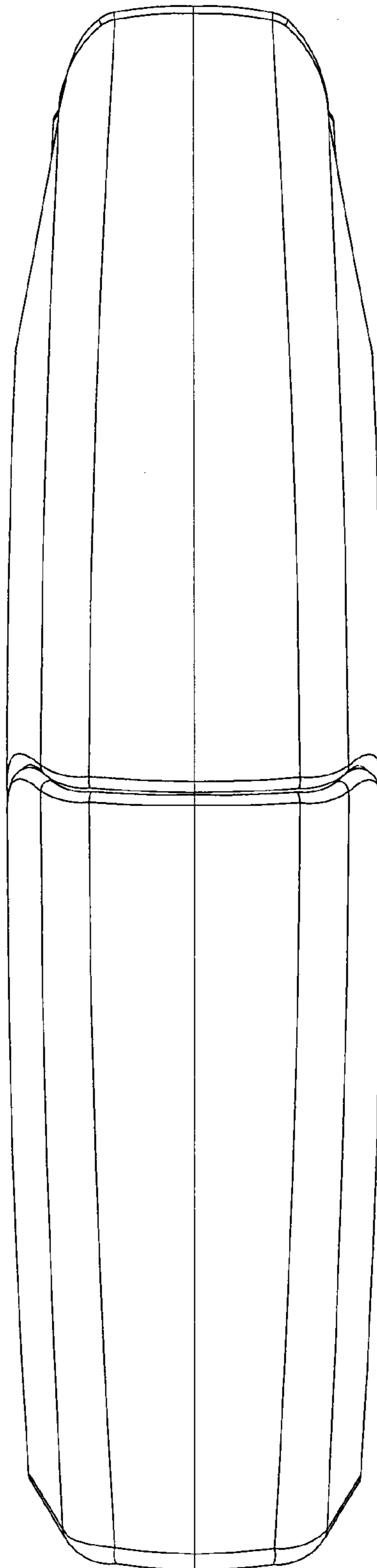


FIG. 5

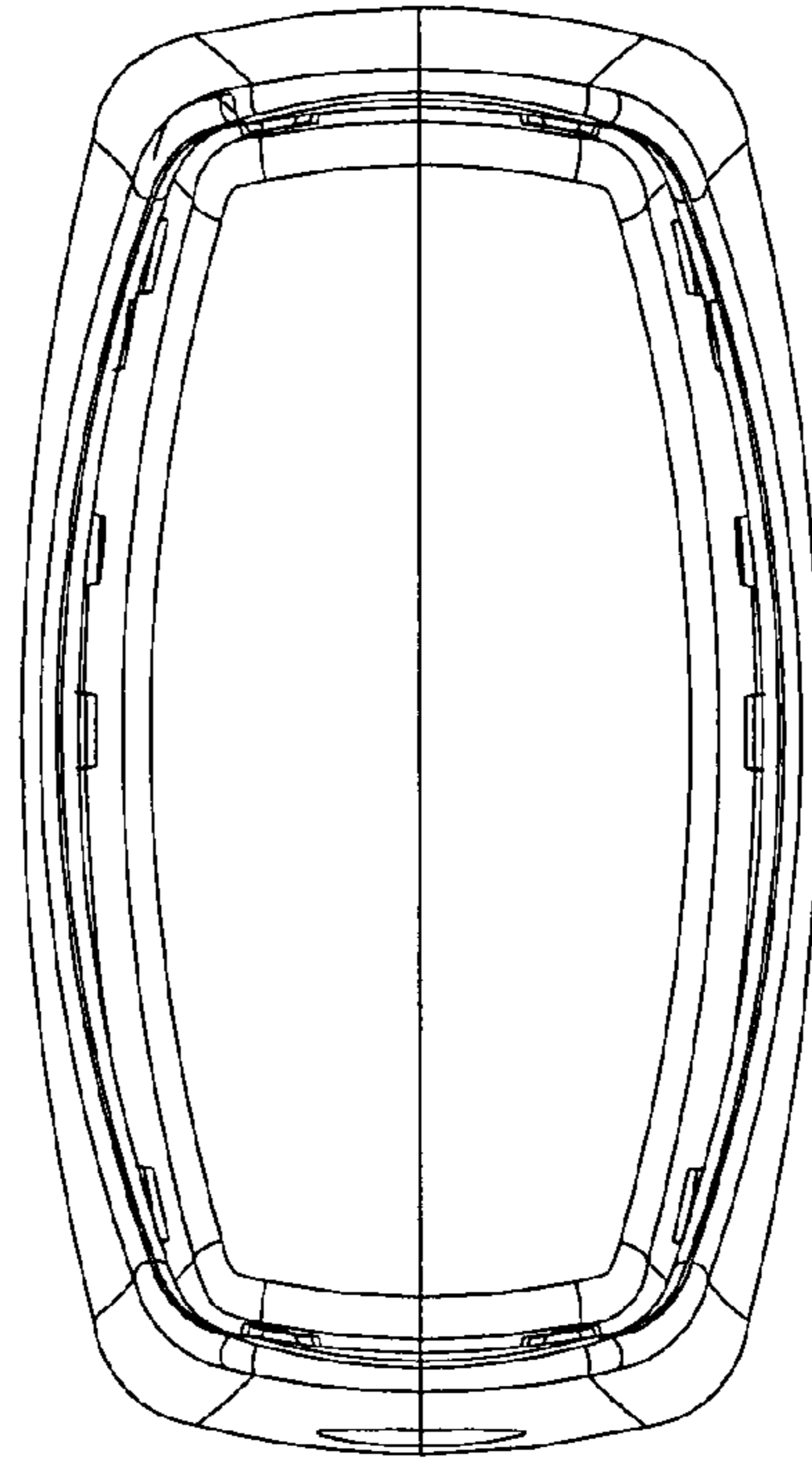


FIG. 6

