



US00D557128S

(12) **United States Design Patent** (10) **Patent No.:** **US D557,128 S**
Sawdon et al. (45) **Date of Patent:** **** Dec. 11, 2007**

(54) **BUTTON SHAPE FOR CLINCH JOINT**

(75) Inventors: **Edwin G. Sawdon**, St. Clair, MI (US);
Steven J. Sprotberry, Marysville, MI
(US)

(73) Assignee: **BTM Corporation**, Marysville, MI
(US)

(**) Term: **14 Years**

(21) Appl. No.: **29/238,921**

(22) Filed: **Sep. 22, 2005**

(51) **LOC (8) Cl.** **08-08**

(52) **U.S. Cl.** **D8/382**

(58) **Field of Classification Search** D8/382
See application file for complete search history.

(56) **References Cited**

U.S. PATENT DOCUMENTS

D29,387 S * 9/1898 Tyden D8/382

(Continued)

FOREIGN PATENT DOCUMENTS

DE 2852909 6/1980

DE 3021332 12/1981

GB 895561 5/1962

JP 4-284928 10/1992

WO WO 91/15316 10/1991

WO WO 94/22613 10/1994

OTHER PUBLICATIONS

TOX—Sheet Metal Joining System: Riveting without Rivets Brochure, published Sep. 2005, 24 pages.

BTM's Tog-L-Loc and Lance-N-Loc Brochure, published 1999. 16 pages.

(Continued)

Primary Examiner—Holly H. Baynham

Assistant Examiner—Sheryl Friedman

(74) *Attorney, Agent, or Firm*—Harness, Dickey & Pierce, P.L.C.

(57) **CLAIM**

I claim the ornamental design for a shape for a button shaped clinch joint, as shown and described.

DESCRIPTION

FIG. 1 is a top perspective view showing a button shaped clinch joint employed in both first and second embodiments, of the new design;

FIG. 2 is a side view showing a button shaped clinch joint employed in both first and second embodiments, of the new design;

FIG. 3 is a top view showing a button shaped clinch joint employed in both first and second embodiments, of the new design;

FIG. 4 is a cross sectional view, taken along line 4—4 of FIG. 3, showing a first embodiment of a button shaped clinch joint, of the new design where the angled edges of the claim indicate an indeterminate length in the surface material;

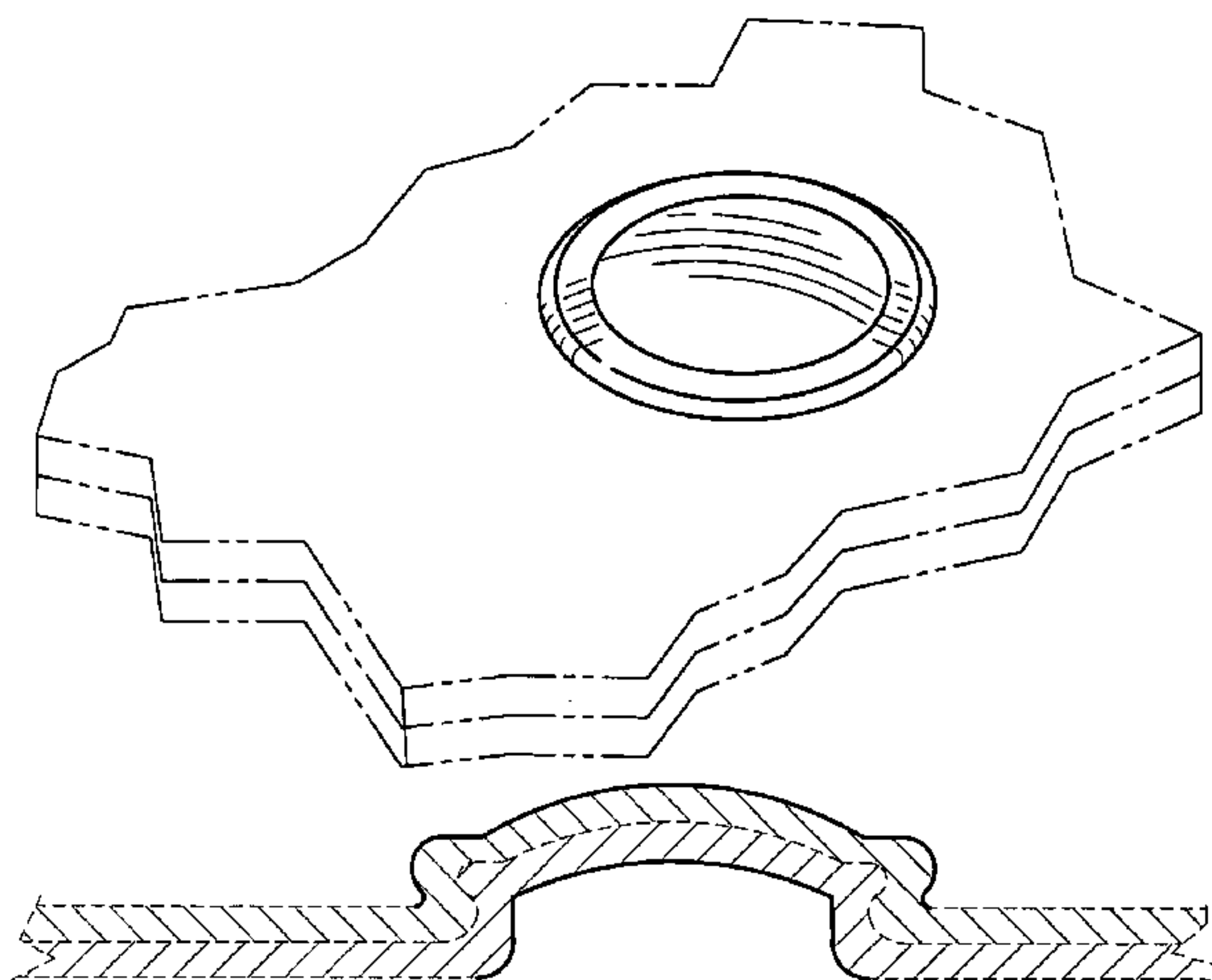
FIG. 5 is a bottom view showing the first embodiment of a button shaped clinch joint, of the new design;

FIG. 6 is a cross sectional view, like that of FIG. 4, showing a second embodiment of a button shaped clinch joint, of the new design, where the angled edges of the claim indicate an intermediate length in the surface material; and,

FIG. 7 is a bottom view showing the second embodiment of a button shaped clinch joint, of the new design.

The fragmented edge, cross section line and broken line showing of the button shaped clinch joint is included for the purpose of illustrating environmental structure and forms no part of the claimed design.

1 Claim, 4 Drawing Sheets



U.S. PATENT DOCUMENTS

1,919,999 A 7/1933 Borton
D106,863 S * 11/1937 Erickson D8/354
2,254,558 A 9/1941 Williams
2,713,197 A 7/1955 Schmidt
3,022,687 A 2/1962 Richards
D205,010 S * 6/1966 Swenden D8/367
3,324,491 A 6/1967 Gutshall
3,579,809 A 5/1971 Wolf et al.
4,459,735 A 7/1984 Sawdon
D279,165 S * 6/1985 Smith D8/354
D285,169 S * 8/1986 Resan D8/382
4,610,072 A 9/1986 Müller
4,633,559 A 1/1987 Loren
4,757,609 A 7/1988 Sawdon
4,803,767 A 2/1989 Obrecht et al.
4,825,525 A 5/1989 Obrecht et al.
5,031,442 A 7/1991 Kynl
5,051,020 A 9/1991 Schleicher
5,177,861 A 1/1993 Sawdon
5,208,973 A 5/1993 Sawdon
5,230,136 A 7/1993 Cronn et al.
5,315,743 A 5/1994 Schleicher
5,408,735 A 4/1995 Schleicher
D362,176 S * 9/1995 Solbeck D8/382

5,490,310 A 2/1996 Schleicher
5,528,815 A 6/1996 Webb
5,621,961 A 4/1997 Schleicher
5,622,442 A 4/1997 Schleicher
D380,668 S * 7/1997 Nakamura D8/387
D386,068 S * 11/1997 Nakamura D8/387
5,737,819 A 4/1998 Sawdon et al.
5,946,782 A 9/1999 Dubugnon et al.
6,205,640 B1 3/2001 Dubugnon
6,785,959 B2 9/2004 Sawdon et al.

OTHER PUBLICATIONS

De-Sta-Co, Durchsetzfüge-Technik Brochure, published 1993, 4 pages.
BTM Lance-N-Loc and Tog-L-Loc Brochure, published prior to May 10, 1994, 1 page.
J.M. Sawhill, Jr. and S.E. Sawdon, A New Mechanical Joining Technique for Steel Compared with Spot Welding, SAE Technical Paper Series 830128, Feb. 28-Mar. 4, 1983, 16 pages.
BTM—Punch Tech Brochure, published Sep. 1983, 4 pages.
BTM—The Tog-L-Loc System Brochure, published 1992, 13 pages.

* cited by examiner

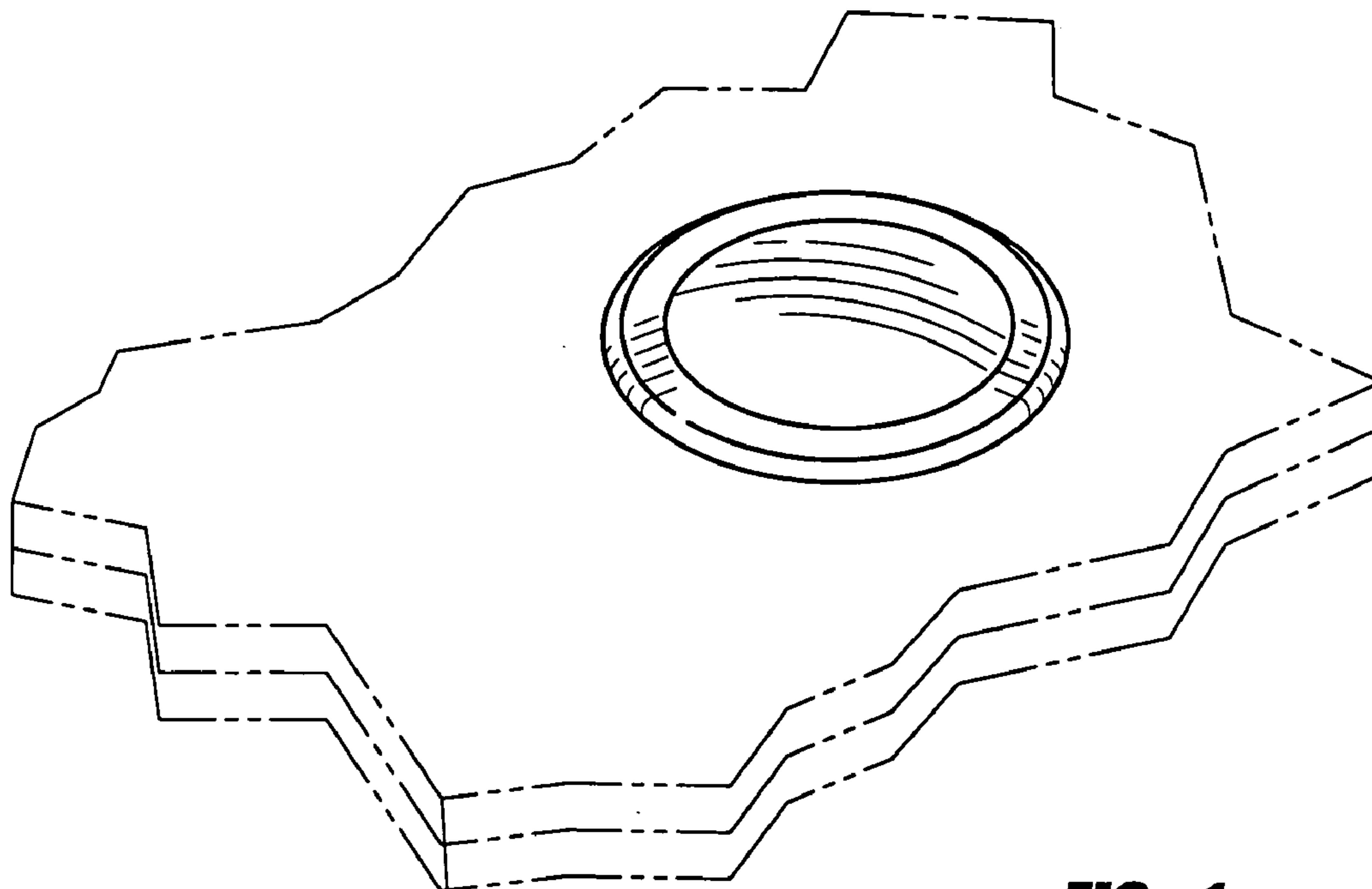


FIG - 1

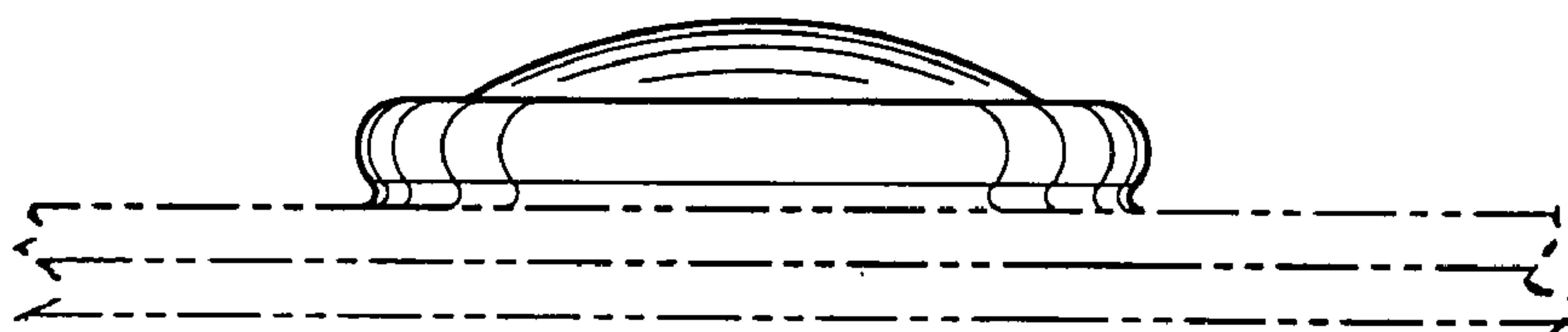


FIG - 2

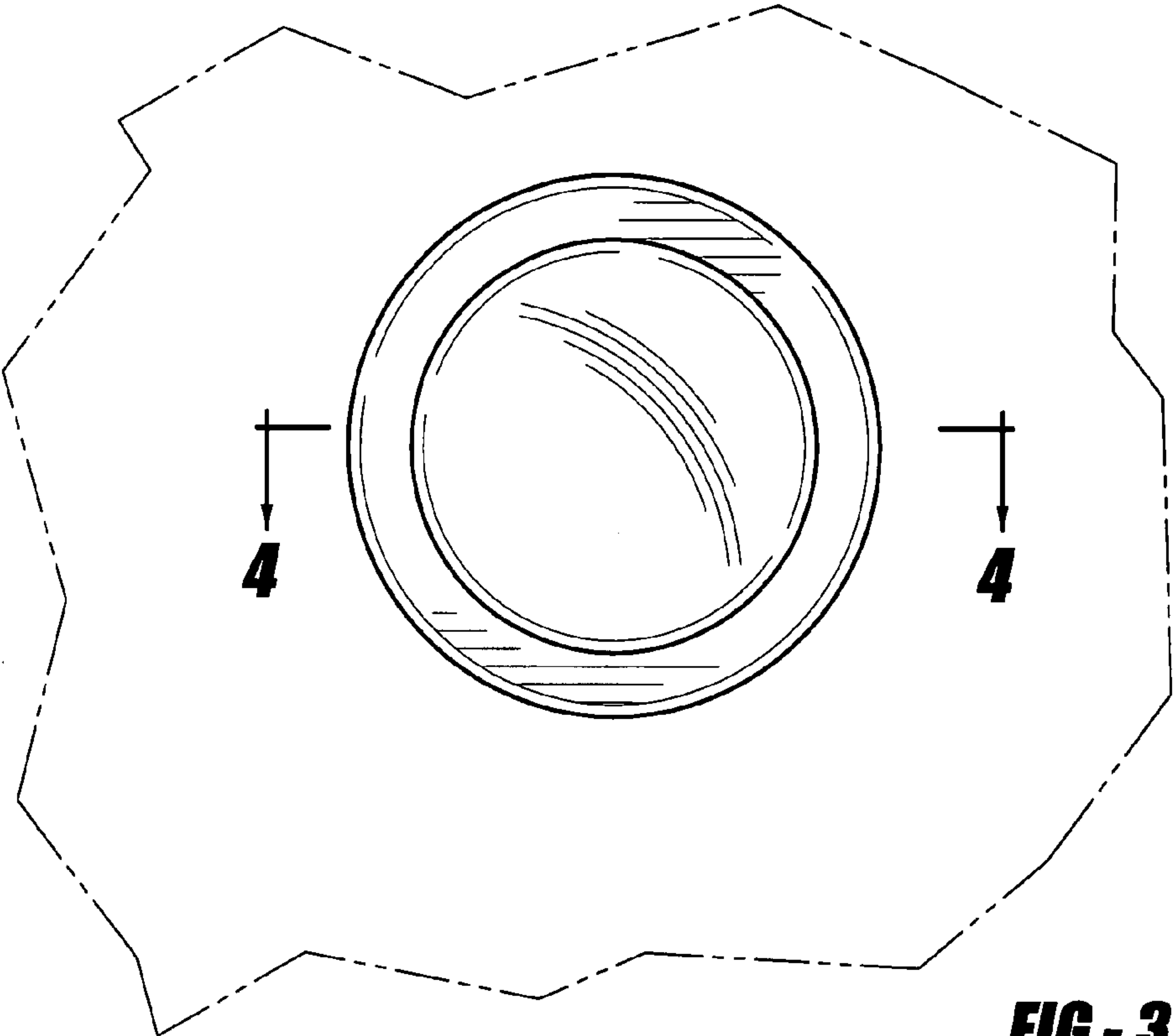


FIG - 3

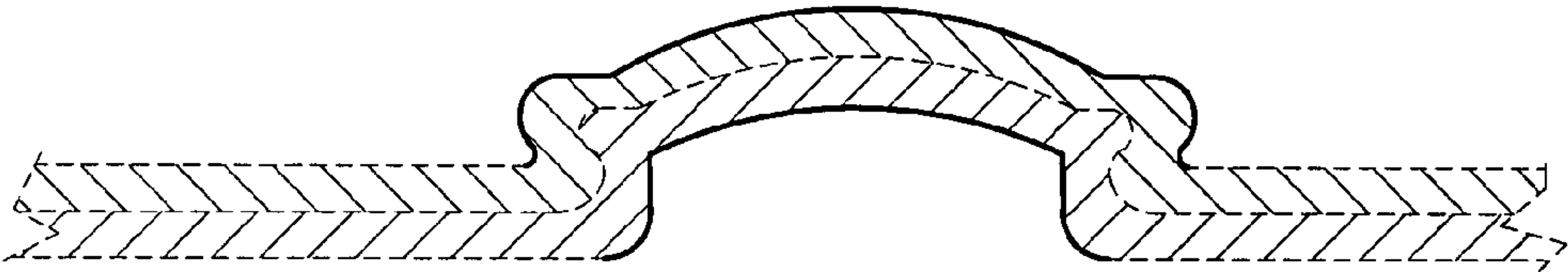


FIG - 4

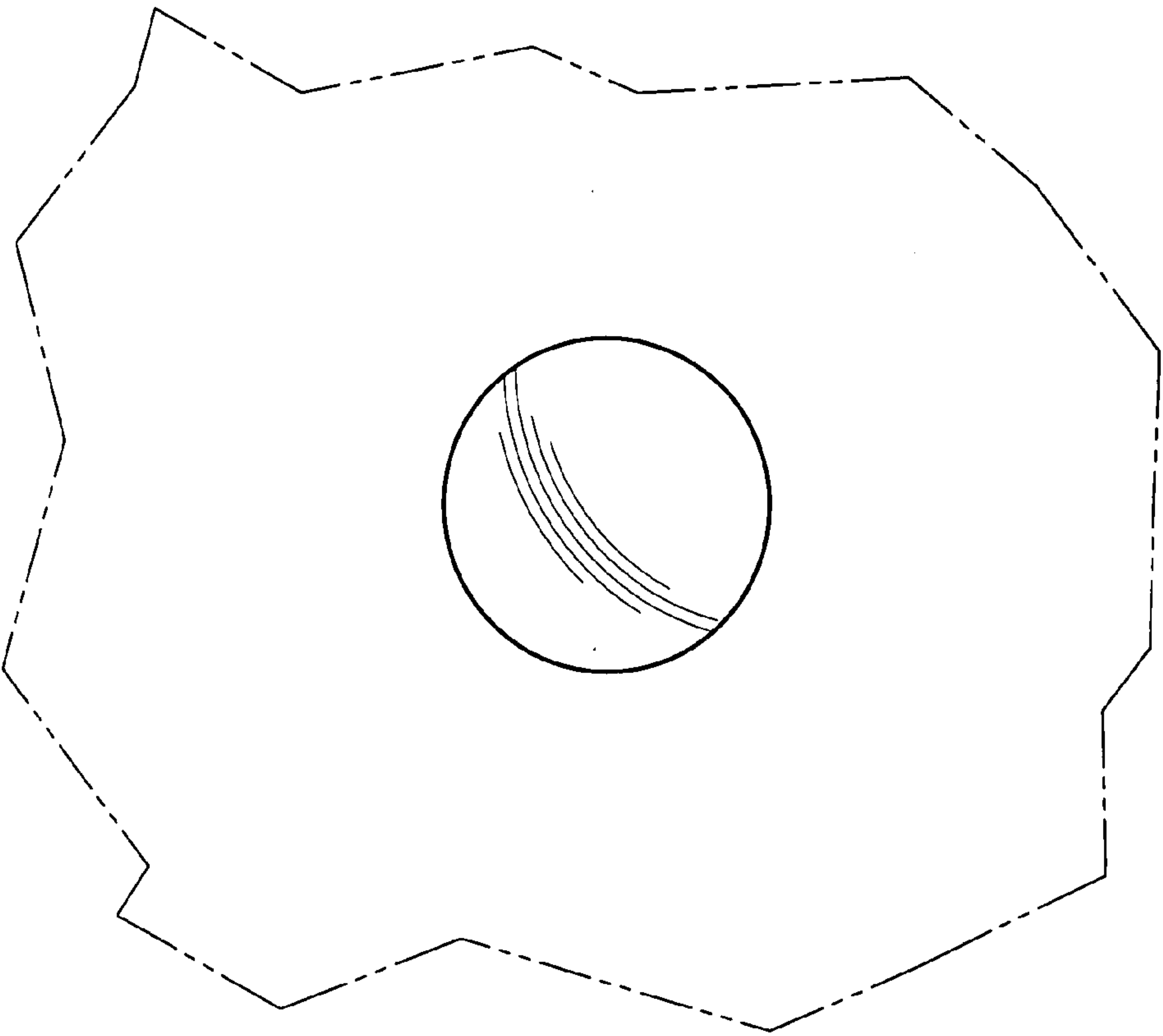


FIG - 5

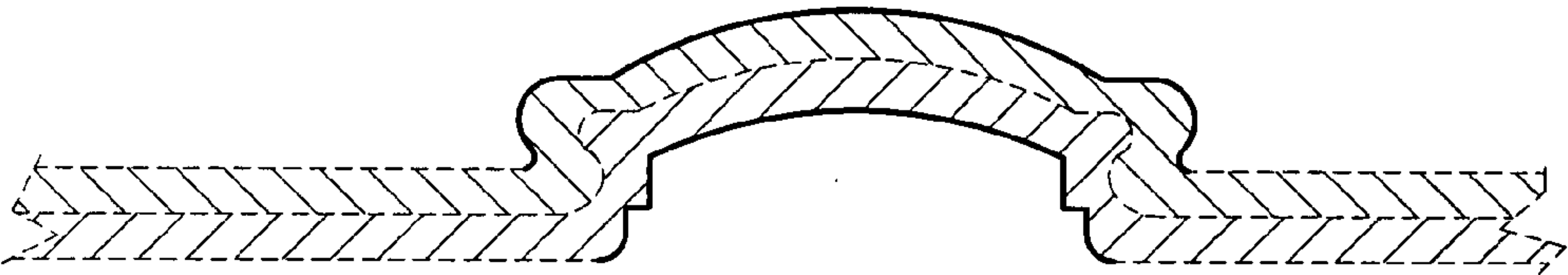


FIG - 6

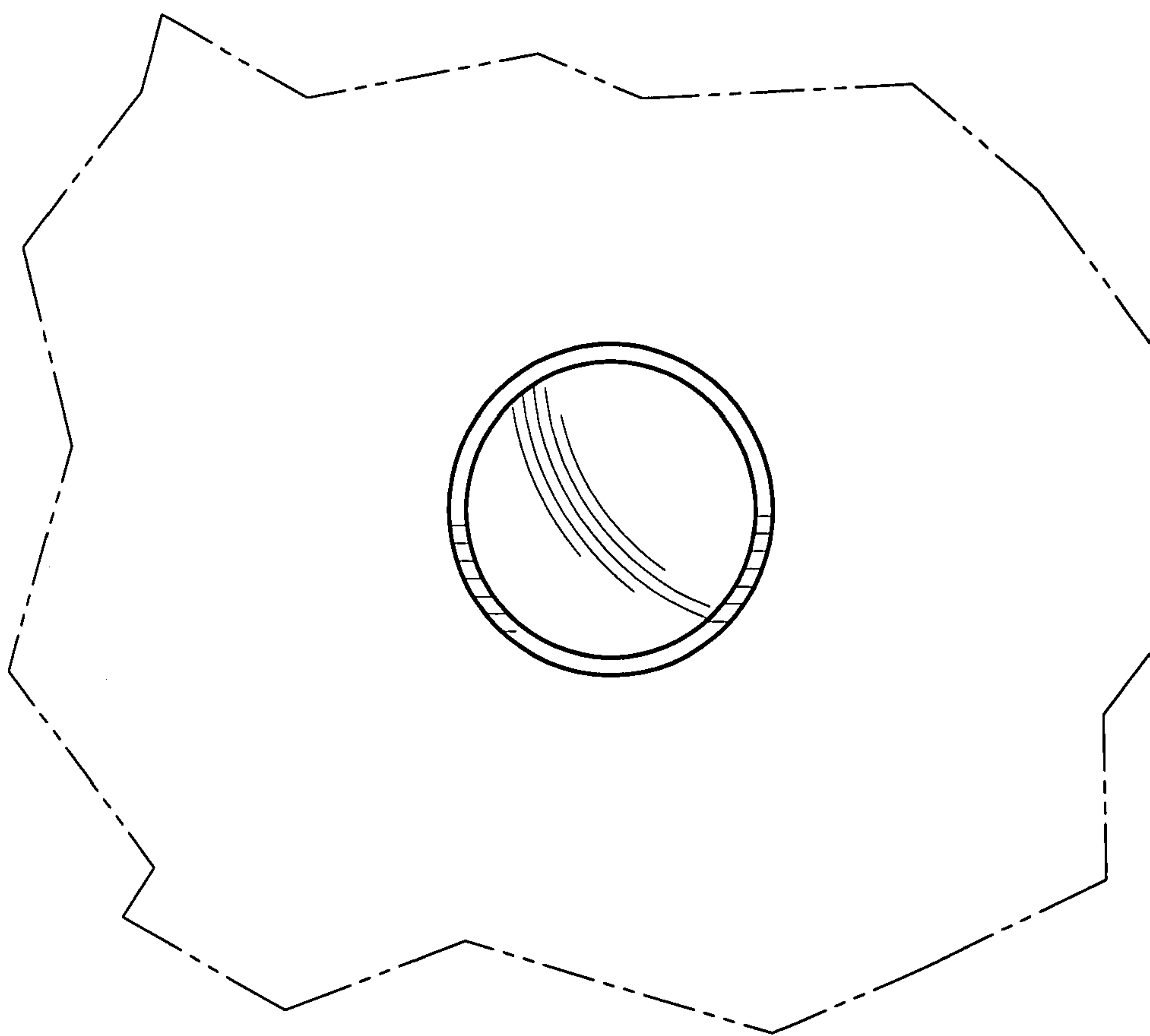


FIG - 7