



US00D557117S

(12) **United States Design Patent** (10) **Patent No.:** **US D557,117 S**
Cannaverde (45) **Date of Patent:** **** Dec. 11, 2007**

(54) **BRACKET**

6,935,401 B2 8/2005 Fraczek et al.
6,981,539 B2 1/2006 Fraczek

(75) Inventor: **Joseph A. Cannaverde**, Stamford, CT (US)

* cited by examiner

(73) Assignee: **Rollease, Inc.**, Stamford, CT (US)

Primary Examiner—Holly H. Baynham
(74) *Attorney, Agent, or Firm*—Gottlieb, Rackman & Reisman

(**) Term: **14 Years**

(21) Appl. No.: **29/275,170**

(57) **CLAIM**

(22) Filed: **Dec. 15, 2006**

The ornamental design for a bracket, as shown and described.

(51) **LOC (8) Cl.** **08-05**

(52) **U.S. Cl.** **D8/354**

(58) **Field of Classification Search** D8/349,
D8/354; 160/321, 323.1; 248/267–268
See application file for complete search history.

DESCRIPTION

(56) **References Cited**

U.S. PATENT DOCUMENTS

2,238,196	A *	4/1941	Tyler	248/267
4,623,012	A	11/1986	Rude et al.		
4,729,418	A	3/1988	Rude		
D409,079	S *	5/1999	Sobczynski	D8/354
D409,474	S *	5/1999	Chou	D8/354
6,164,428	A *	12/2000	Berman et al.	192/223.4
6,196,508	B1 *	3/2001	Nijs	248/267
6,202,967	B1	3/2001	Fraczek		
6,817,402	B1	11/2004	Fraczek et al.		

FIG. 1 is a perspective view of a bracket showing my new design,

FIG. 2 is a top plan view thereof;

FIG. 3 is a left side elevational view thereof;

FIG. 4 is a front elevational view thereof;


FIG. 5 is a rear elevational view thereof;

FIG. 6 is a right side elevational view thereof; and,

FIG. 7 is a bottom plan view thereof.

The broken line showing of openings is included for the purpose of illustrating environment and forms no part of the claimed design.

1 Claim, 4 Drawing Sheets






FIG. 1

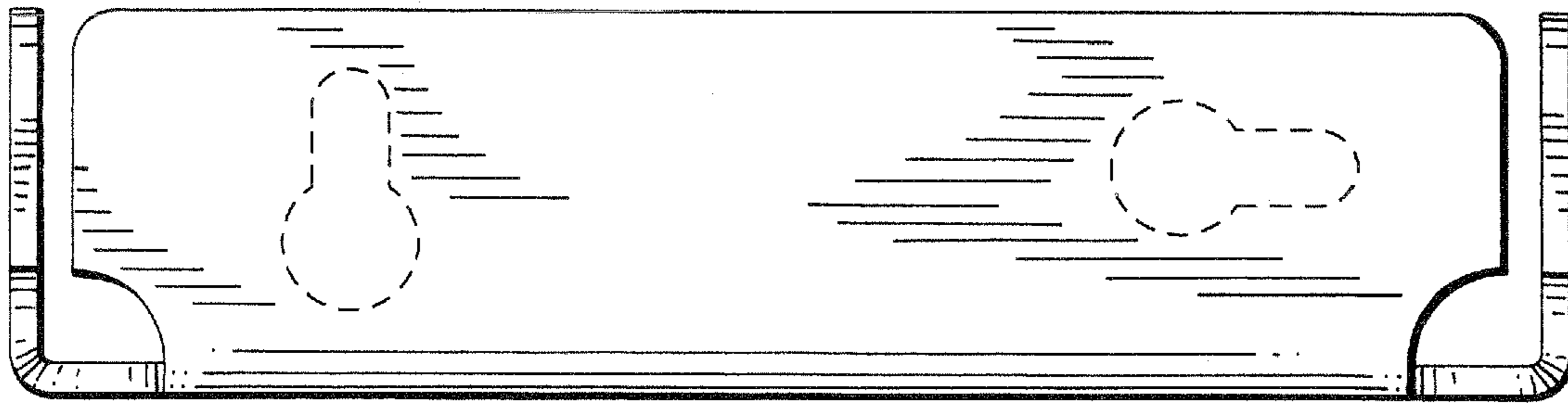


FIG. 2

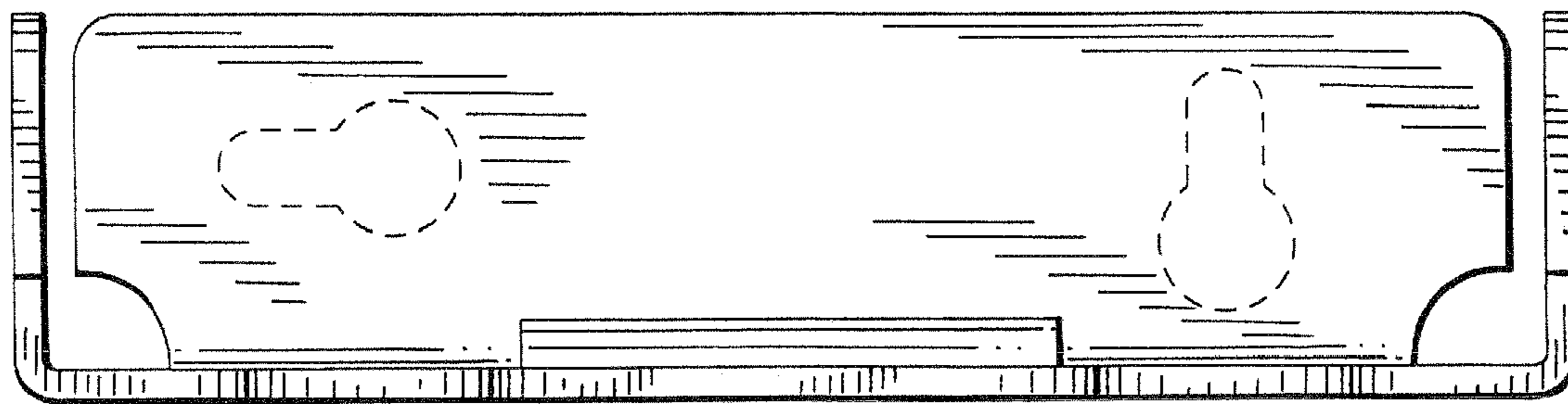
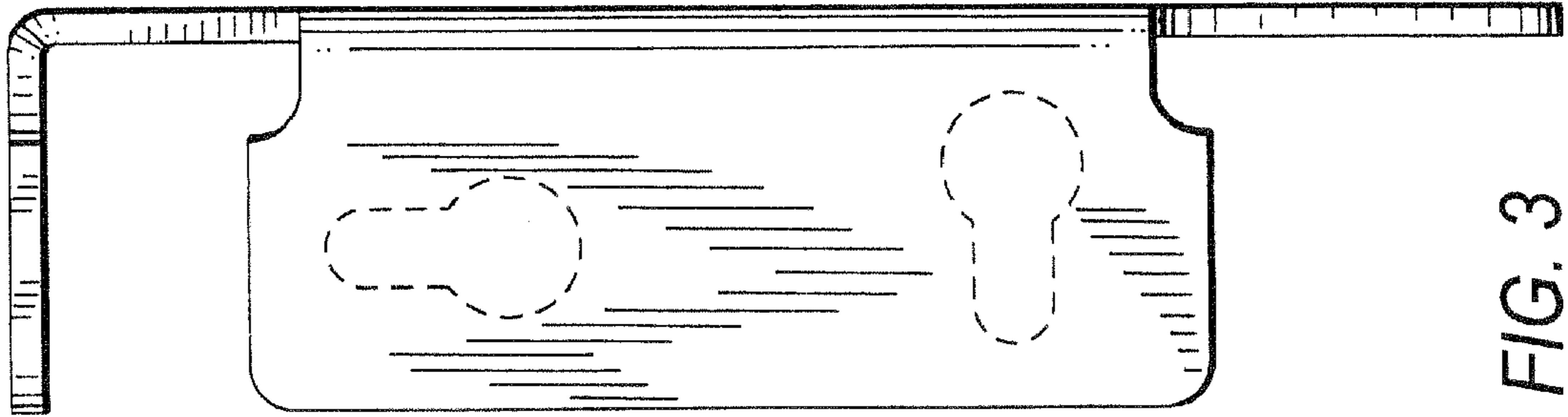
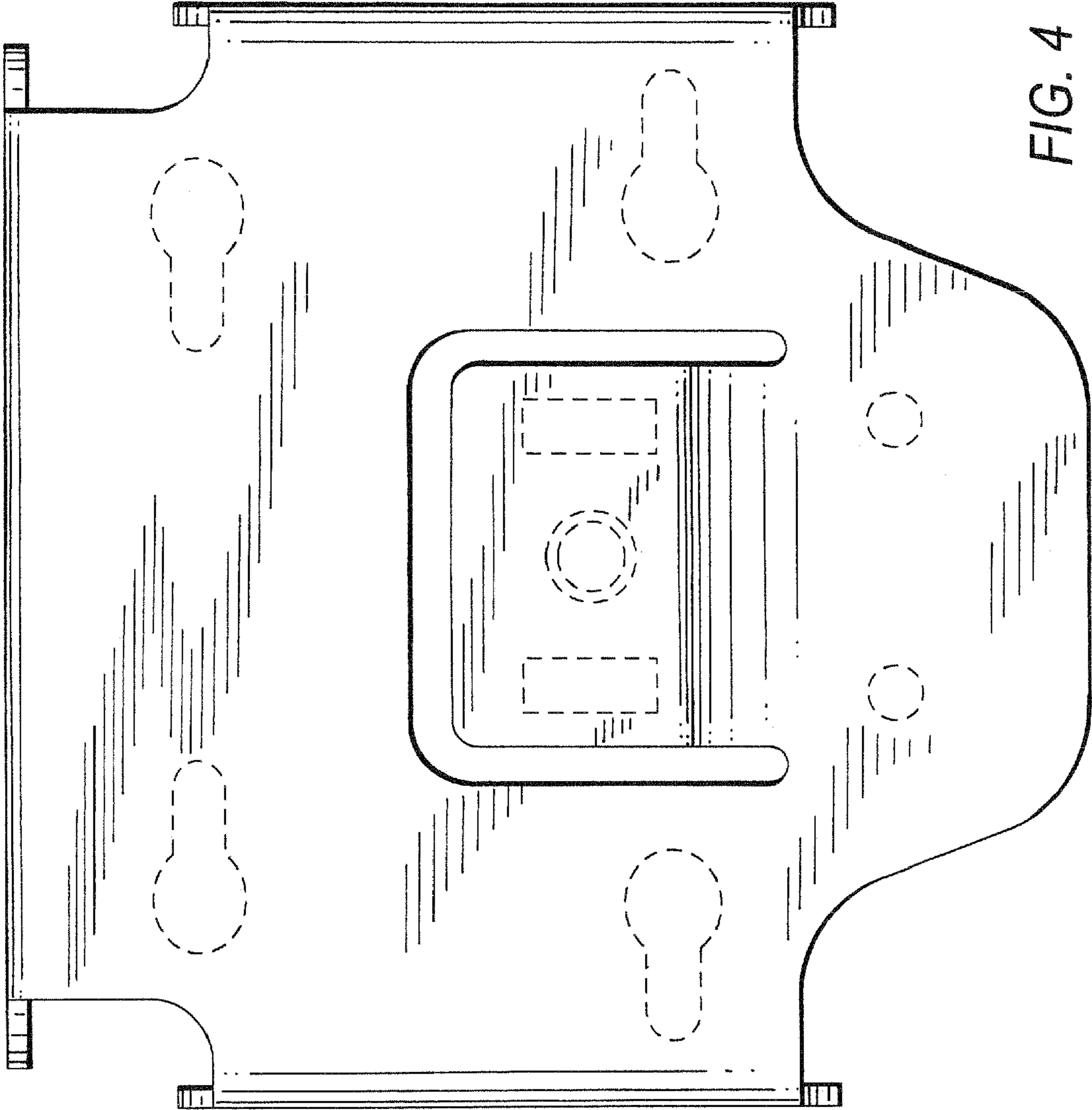


FIG. 7



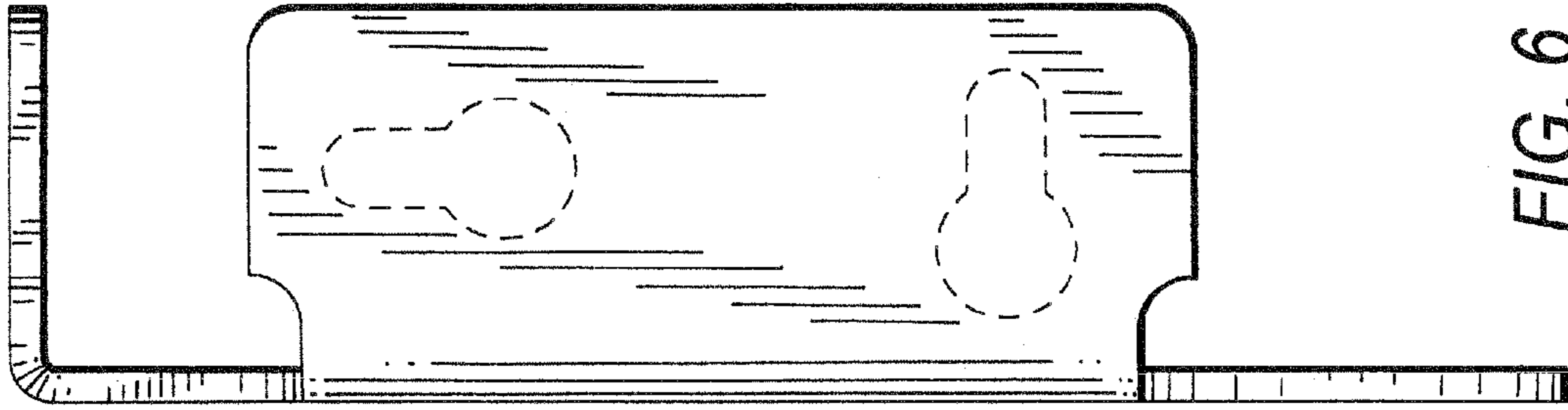


FIG. 6

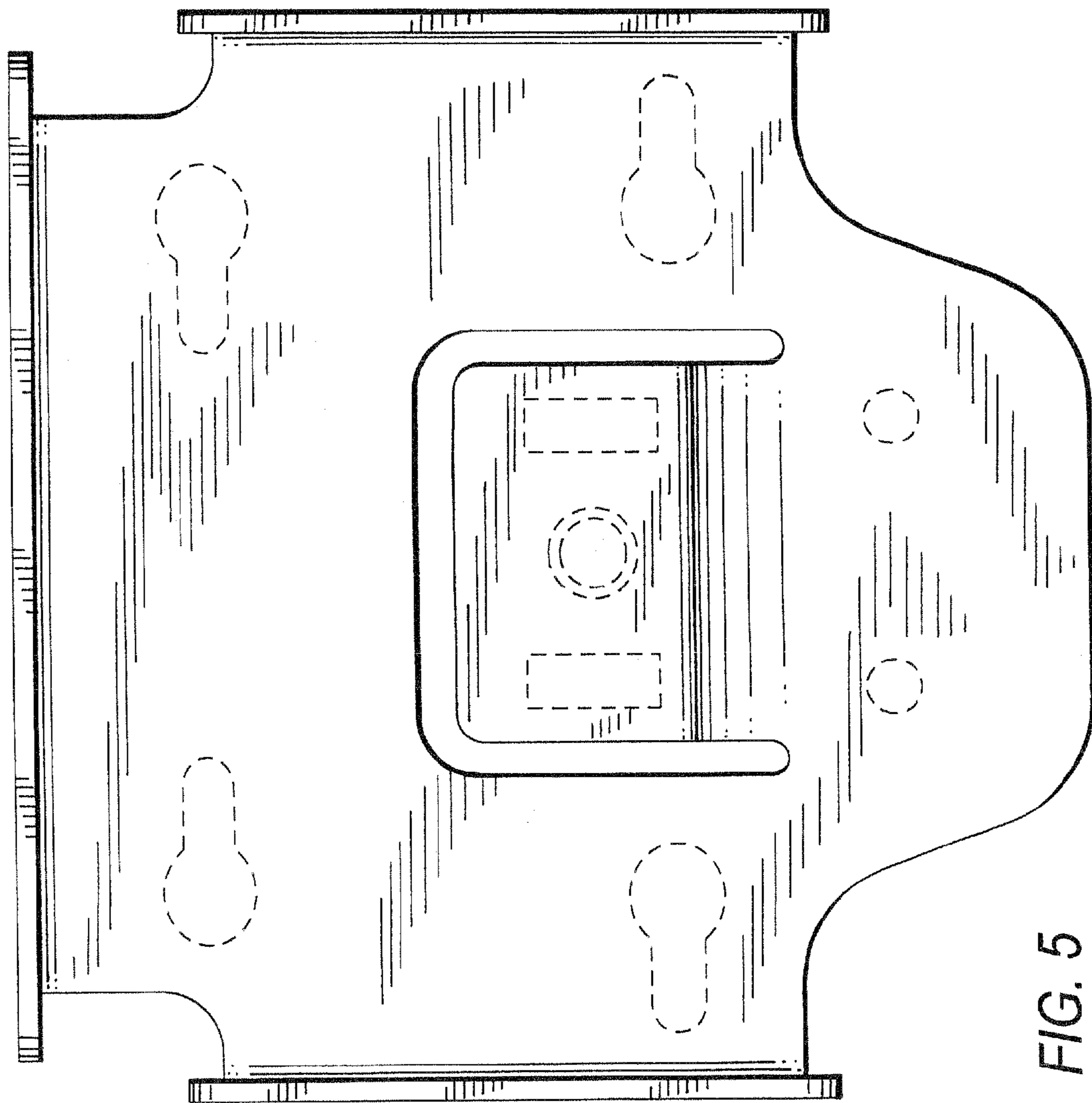


FIG. 5